

University of Mississippi

P.O. Box 1848, University, MS 38677

Larry D. Sparks, Interim Chancellor

AGENCY

ADDRESS

CHIEF EXECUTIVE OFFICER

	Actual Expenses June 30,2019	Estimated Expenses June 30,2020	Requested For June 30,2021	Requested Over/(Under) Estimated	
				AMOUNT	PERCENT
<b>I. A. PERSONAL SERVICES</b>					
1. Salaries, Wages & Fringe Benefits (Base)	228,677,001	235,380,216	236,280,216		
a. Additional Compensation					
b. Proposed Vacancy Rate (Dollar Amount)			900,000		
c. Per Diem					
<b>Total Salaries, Wages &amp; Fringe Benefits</b>	<b>228,677,001</b>	<b>235,380,216</b>	<b>235,380,216</b>		
2. Travel					
a. Travel & Subsistence (In-State)	900,390	906,661	906,661		
b. Travel & Subsistence (Out-Of-State)	1,222,299	1,230,299	1,230,299		
c. Travel & Subsistence (Out-Of-Country)					
<b>Total Travel</b>	<b>2,122,689</b>	<b>2,136,960</b>	<b>2,136,960</b>		
<b>B. CONTRACTUAL SERVICE S (Schedule B)</b>					
a. Tuition, Rewards & Awards	89,355,749	94,144,130	94,144,130		
b. Communications, Transportation & Utilities	11,008,451	11,011,033	11,011,033		
c. Public Information	178,366	178,366	178,366		
d. Rents	902,485	926,350	926,350		
e. Repairs & Service	5,317,751	5,443,511	5,443,511		
f. Fees, Professional & Other Services	2,099,499	2,437,082	2,437,082		
g. Other Contractual Services	2,087,874	2,129,038	2,129,038		
h. Data Processing	3,626,937	3,750,272	3,750,272		
i. Other	6,260,551	9,676,325	9,676,325		
<b>Total Contractual Services</b>	<b>120,837,663</b>	<b>129,696,107</b>	<b>129,696,107</b>		
<b>C. COMMODITIES (Schedule C)</b>					
a. Maintenance & Construction Materials & Supplies	1,033,021	1,033,021	1,033,021		
b. Printing & Office Supplies & Materials	1,281,478	1,281,478	1,281,478		
c. Equipment, Repair Parts, Supplies & Accessories	527,024	487,024	487,024		
d. Professional & Scientific Supplies & Materials	295,517	295,517	295,517		
e. Other Supplies & Materials	1,771,910	1,736,690	1,736,690		
<b>Total Commodities</b>	<b>4,908,950</b>	<b>4,833,730</b>	<b>4,833,730</b>		
<b>D. CAPITAL OUTLAY</b>					
<b>1. Total Other Than Equipment (Schedule D-1)</b>	<b>4,745,477</b>	<b>4,745,477</b>	<b>4,745,477</b>		
<b>2. Equipment (Schedule D-2)</b>					
b. Road Machinery, Farm & Other Working Equipment	93,451	93,451	93,451		
c. Office Machines, Furniture, Fixtures & Equipment	254,059	254,059	254,059		
d. IS Equipment (Data Processing & Telecommunications)	840,065	805,877	805,877		
e. Equipment - Lease Purchase					
f. Other Equipment	663,007	663,007	663,007		
<b>Total Equipment (Schedule D-2)</b>	<b>1,850,582</b>	<b>1,816,394</b>	<b>1,816,394</b>		
<b>3. Vehicles (Schedule D-3)</b>	<b>172,251</b>	<b>172,251</b>	<b>172,251</b>		
<b>4. Wireless Comm. Devices (Schedule D-4)</b>					
<b>E. SUBSIDIES, LOANS &amp; GRANTS (Schedule E)</b>	<b>9,125,924</b>	<b>9,133,124</b>	<b>9,133,124</b>		
<b>TOTAL EXPENDITURES</b>	<b>372,440,537</b>	<b>387,914,259</b>	<b>387,914,259</b>		
<b>II. BUDGET TO BE FUNDED AS FOLLOWS:</b>					
Cash Balance-Unencumbered					
General Fund Appropriation (Enter General Fund Lapse Below)	63,278,680	65,455,077	65,455,077		
State Support Special Funds	12,496,532	16,421,543	16,421,543		
Federal Funds _____ Other Special Funds (Specify) _____					
Student Fees	285,370,840	294,613,161	294,613,161		
Other	11,294,485	11,424,478	11,424,478		
Less: Estimated Cash Available Next Fiscal Period					
<b>TOTAL FUNDS (equals Total Expenditures above)</b>	<b>372,440,537</b>	<b>387,914,259</b>	<b>387,914,259</b>		
GENERAL FUND LAPSE					
<b>III: PERSONNEL DATA</b>					
Number of Positions Authorized in Appropriation Bill	a.) Perm Full	2,848	2,910	2,910	
	b.) Perm Part				
	c.) T-L Full				
	d.) T-L Part				
Average Annual Vacancy Rate (Percentage)	a.) Perm Full				
	b.) Perm Part				
	c.) T-L Full				
	d.) T-L Part				

Approved by: Larry D. Sparks

Official of Board of Commissioners

Submitted by: Audrey Floyd

Date: 7/30/2019 5:57 AM

Budget Officer: Audrey Floyd / audrey\_floyd@olemiss.edu

Phone Number: 662-915-1783

Title: Director of Budget

REQUEST BY FUNDING SOURCE

Name of Agency : University of Mississippi

Specify Funding Sources As Shown Below	FY 2019 Actual Amount	% of Line Item	% of Total Budget	FY 2020 Estimated Amount	% of Line Item	% of Total Budget	FY 2021 Requested Amount	% of Line Item	% of Total Budget
1. General _____ State Support Special (Specify) _____	53,576,659	23.43%		55,780,007	23.70%		55,780,007	23.70%	
2. Budget Contingency Fund									
3. Education Enhancement Fund	12,496,532	5.46%		13,124,761	5.58%		13,124,761	5.58%	
4. Health Care Expendable Fund									
5. Tobacco Control Fund									
6. Capital Expense Fund									
7. Working Cash Stabilization Reserve Fund									
8. Federal _____ Other Special (Specify) _____									
9. Student Fees	156,206,940	68.31%		160,112,352	68.02%		160,112,352	68.02%	
10. Other	6,396,870	2.80%		6,363,096	2.70%		6,363,096	2.70%	
11.									
12.									
<b>Total Salaries</b>	<b>228,677,001</b>		<b>61.40%</b>	<b>235,380,216</b>		<b>60.68%</b>	<b>235,380,216</b>		<b>60.68%</b>
1. General _____ State Support Special (Specify) _____	480,271	22.63%		459,570	21.51%		459,570	21.51%	
2. Budget Contingency Fund									
3. Education Enhancement Fund									
4. Health Care Expendable Fund									
5. Tobacco Control Fund									
6. Capital Expense Fund									
7. Working Cash Stabilization Reserve Fund									
8. Federal _____ Other Special (Specify) _____									
9. Student Fees	1,582,416	74.55%		1,617,961	75.71%		1,617,961	75.71%	
10. Other	60,002	2.83%		59,429	2.78%		59,429	2.78%	
11.									
12.									
<b>Total Travel</b>	<b>2,122,689</b>		<b>0.57%</b>	<b>2,136,960</b>		<b>0.55%</b>	<b>2,136,960</b>		<b>0.55%</b>
1. General _____ State Support Special (Specify) _____	6,400,918	5.30%		6,694,362	5.16%		6,694,362	5.16%	
2. Budget Contingency Fund									
3. Education Enhancement Fund									
4. Health Care Expendable Fund									
5. Tobacco Control Fund									
6. Capital Expense Fund				3,296,782	2.54%		3,296,782	2.54%	
7. Working Cash Stabilization Reserve Fund									
8. Federal _____ Other Special (Specify) _____									
9. Student Fees	110,256,074	91.24%		115,347,108	88.94%		115,347,107	88.94%	
10. Other	4,180,671	3.46%		4,357,855	3.36%		4,357,856	3.36%	
11.									
12.									
<b>Total Contractual</b>	<b>120,837,663</b>		<b>32.44%</b>	<b>129,696,107</b>		<b>33.43%</b>	<b>129,696,107</b>		<b>33.43%</b>
1. General _____ State Support Special (Specify) _____	1,082,664	22.05%		1,010,992	20.92%		1,010,992	20.92%	
2. Budget Contingency Fund									
3. Education Enhancement Fund									
4. Health Care Expendable Fund									
5. Tobacco Control Fund									
6. Capital Expense Fund									
7. Working Cash Stabilization Reserve Fund									
8. Federal _____ Other Special (Specify) _____									
9. Student Fees	3,686,502	75.10%		3,687,301	76.28%		3,687,301	76.28%	
10. Other	139,784	2.85%		135,437	2.80%		135,437	2.80%	
11.									
12.									
<b>Total Commodities</b>	<b>4,908,950</b>		<b>1.32%</b>	<b>4,833,730</b>		<b>1.25%</b>	<b>4,833,730</b>		<b>1.25%</b>

REQUEST BY FUNDING SOURCE

Name of Agency : University of Mississippi

Specify Funding Sources As Shown Below	FY 2019 Actual Amount	% of Line Item	% of Total Budget	FY 2020 Estimated Amount	% of Line Item	% of Total Budget	FY 2021 Requested Amount	% of Line Item	% of Total Budget
1. General _____ State Support Special (Specify) _____	940,022	19.81%		747,120	15.74%		747,120	15.74%	
2. Budget Contingency Fund									
3. Education Enhancement Fund									
4. Health Care Expendable Fund									
5. Tobacco Control Fund									
6. Capital Expense Fund									
7. Working Cash Stabilization Reserve Fund									
8. Federal _____ Other Special (Specify) _____									
9. Student Fees	3,666,432	77.26%		3,856,698	81.27%		3,856,698	81.27%	
10. Other	139,023	2.93%		141,659	2.99%		141,659	2.99%	
11.									
12.									
<b>Total Capital Other Than Equipment</b>	<b>4,745,477</b>		<b>1.27%</b>	<b>4,745,477</b>		<b>1.22%</b>	<b>4,745,477</b>		<b>1.22%</b>
1. General _____ State Support Special (Specify) _____	438,146	23.68%		403,026	22.19%		403,026	22.19%	
2. Budget Contingency Fund									
3. Education Enhancement Fund									
4. Health Care Expendable Fund									
5. Tobacco Control Fund									
6. Capital Expense Fund									
7. Working Cash Stabilization Reserve Fund									
8. Federal _____ Other Special (Specify) _____									
9. Student Fees	1,354,543	73.20%		1,357,191	74.72%		1,357,191	74.72%	
10. Other	57,893	3.13%		56,177	3.09%		56,177	3.09%	
11.									
12.									
<b>Total Capital Equipment</b>	<b>1,850,582</b>		<b>0.50%</b>	<b>1,816,394</b>		<b>0.47%</b>	<b>1,816,394</b>		<b>0.47%</b>
1. General _____ State Support Special (Specify) _____									
2. Budget Contingency Fund									
3. Education Enhancement Fund									
4. Health Care Expendable Fund									
5. Tobacco Control Fund									
6. Capital Expense Fund									
7. Working Cash Stabilization Reserve Fund									
8. Federal _____ Other Special (Specify) _____									
9. Student Fees									
10. Other	172,251	100.00		172,251	100.00		172,251	100.00	
11.									
12.									
<b>Total Vehicles</b>	<b>172,251</b>		<b>0.05%</b>	<b>172,251</b>		<b>0.04%</b>	<b>172,251</b>		<b>0.04%</b>
1. General _____ State Support Special (Specify) _____									
2. Budget Contingency Fund									
3. Education Enhancement Fund									
4. Health Care Expendable Fund									
5. Tobacco Control Fund									
6. Capital Expense Fund									
7. Working Cash Stabilization Reserve Fund									
8. Federal _____ Other Special (Specify) _____									
9. Student Fees									
10. Other									
11.									
12.									
<b>Total Wireless Communication Devs.</b>									

REQUEST BY FUNDING SOURCE

Name of Agency : University of Mississippi

Specify Funding Sources As Shown Below	FY 2019 Actual Amount	% of Line Item	% of Total Budget	FY 2020 Estimated Amount	% of Line Item	% of Total Budget	FY 2021 Requested Amount	% of Line Item	% of Total Budget
1. General _____ State Support Special (Specify) _____	360,000	3.94%		360,000	3.94%		360,000	3.94%	
2. Budget Contingency Fund									
3. Education Enhancement Fund									
4. Health Care Expendable Fund									
5. Tobacco Control Fund									
6. Capital Expense Fund									
7. Working Cash Stabilization Reserve Fund									
8. Federal _____ Other Special (Specify) _____									
9. Student Fees	8,445,682	92.55%		8,462,299	92.66%		8,462,299	92.66%	
10. Other	320,242	3.51%		310,825	3.40%		310,825	3.40%	
11.									
12.									
<b>Total Subsidies</b>	<b>9,125,924</b>		<b>2.45%</b>	<b>9,133,124</b>		<b>2.35%</b>	<b>9,133,124</b>		<b>2.35%</b>
1. General _____ State Support Special (Specify) _____	63,278,680	16.99%		65,455,077	16.87%		65,455,077	16.87%	
2. Budget Contingency Fund									
3. Education Enhancement Fund	12,496,532	3.36%		13,124,761	3.38%		13,124,761	3.38%	
4. Health Care Expendable Fund									
5. Tobacco Control Fund									
6. Capital Expense Fund				3,296,782	0.85%		3,296,782	0.85%	
7. Working Cash Stabilization Reserve Fund									
8. Federal _____ Other Special (Specify) _____									
9. Student Fees	285,198,589	76.58%		294,440,910	75.90%		294,440,909	75.90%	
10. Other	11,466,736	3.08%		11,596,729	2.99%		11,596,730	2.99%	
11.									
12.									
<b>TOTAL</b>	<b>372,440,537</b>		<b>100.00%</b>	<b>387,914,259</b>		<b>100.00%</b>	<b>387,914,259</b>		<b>100.00%</b>

**SPECIAL FUNDS DETAIL**

University of Mississippi (267-00)

Name of Agency

<b>S. STATE SUPPORT SPECIAL FUNDS</b>		<b>(1) Actual Revenues FY 2019</b>	<b>(2) Estimated Revenues FY 2020</b>	<b>(3) Requested Revenues FY 2021</b>
<b>Source (Fund Number)</b>	<b>Detailed Description of Source</b>			
Budget Contingency Fund	BCF - Budget Contingency			
Education Enhancement Fund	EEF - Education Enhancement Fund	12,496,532	13,124,761	13,124,761
Health Care Expendable Fund	HCEF - Health Care Expendable Fund			
Tobacco Control Fund	TCF - Tobacco Control Fund			
Capital Expense Fund	CEF - Capital Expense Fund		3,296,782	3,296,782
Working Cash Stabilization Reserve Fund	WCSSF - Working Cash Stabilization Reserve Fund			
<b>State Support Special Fund TOTAL</b>		<b>12,496,532</b>	<b>16,421,543</b>	<b>16,421,543</b>
STATE SUPPORT SPECIAL FUND LAPSE				

<b>A. FEDERAL FUNDS *</b>		<b>Percentage Match Requirement FY 2020 FY 2021</b>	<b>(1) Actual Revenues FY 2019</b>	<b>(2) Estimated Revenues FY 2020</b>	<b>(3) Requested Revenues FY 2021</b>
<b>Source (Fund Number)</b>	<b>Detailed Description of Source</b>				
	Cash Balance-Unencumbered				
<b>Federal Fund TOTAL</b>					

<b>B. OTHER SPECIAL FUNDS (NON-FED'L)</b>		<b>(1) Actual Revenues FY 2019</b>	<b>(2) Estimated Revenues FY 2020</b>	<b>(3) Requested Revenues FY 2021</b>
<b>Source (Fund Number)</b>	<b>Detailed Description of Source</b>			
	Cash Balance-Unencumbered			
Student Fees ()		285,370,840	294,613,161	294,613,161
Other ()		11,294,485	11,424,478	11,424,478
<b>Other Special Fund TOTAL</b>		<b>296,665,325</b>	<b>306,037,639</b>	<b>306,037,639</b>

<b>SECTIONS S + A + B TOTAL</b>	<b>309,161,857</b>	<b>322,459,182</b>	<b>322,459,182</b>
---------------------------------	--------------------	--------------------	--------------------

<b>C. TREASURY FUND/BANK ACCOUNTS *</b>	<b>Fund/Account Number</b>	<b>Name of Bank (If Applicable)</b>	<b>(1) Reconciled Balance as of 6/30/19</b>	<b>(2) Balance as of 6/30/20</b>	<b>(3) Balance as of 6/30/21</b>
<b>Name of Fund/Account</b>					
Special		BancorpSouth - Payroll			
Special		BancorpSouth - Operating	1,200,000	1,200,000	1,200,000
Special		BancorpSouth - Imprest			
Certificates of Deposit		MF - Federated Investments	104,957	107,143	107,143
Certificates of Deposit		Trustmark			
Certificates of Deposit		TNB	3,362,312	3,312,312	3,262,312
Petty Cash		In Offices	215,061	215,061	215,061
Treasury and Federal Agency Issues			(2,534,605)	(2,534,605)	(2,534,605)

\* Any non-federal funds that have restricted uses must be identified and narrative of restrictions attached.

**NARRATIVE OF SPECIAL FUNDS DETAIL AND TREASURY  
FUND/BANK ACCOUNTS**

University of Mississippi (267-00)

---

Name of Agency

**STATE SUPPORT SPECIAL FUNDS**

As a part of our state appropriation, the University of Mississippi receives Education Enhancement Funds, which are based on tax collections. A portion of these funds is designated for Economic Development.

**OTHER SPECIAL FUNDS**

Tuition, paid on behalf of students, is the primary source of revenue for the University of Mississippi. Other sources of revenue for the University of Mississippi include the sales and services of educational activities (i.e. student newspaper advertising, transcript fees, campus recreation memberships, student health services, and employee health services), investment income, and miscellaneous income.

**TREASURY FUND / BANK**

**CONTINUATION AND EXPANDED TOTAL REQUEST**

University of Mississippi (267-00)

SUMMARY OF ALL PROGRAMS

Name of Agency	Program				
	FY 2019 Actual				
	(1) General	(2) State Support Special	(3) Federal	(4) Other Special	(5) Total
Salaries,Wages & Fringe	53,576,659	12,496,532		162,603,810	228,677,001
Travel	480,271			1,642,418	2,122,689
Contractual Services	6,400,918			114,436,745	120,837,663
Commodities	1,082,664			3,826,286	4,908,950
Other Than Equipment	940,022			3,805,455	4,745,477
Equipment	438,146			1,412,436	1,850,582
Vehicles				172,251	172,251
Wireless Communication Devices					
Subsidies, Loans & Grants	360,000			8,765,924	9,125,924
<b>Total</b>	<b>63,278,680</b>	<b>12,496,532</b>		<b>296,665,325</b>	<b>372,440,537</b>
No. of Positions (FTE)	655.89	140.35		2,051.03	2,847.27

	FY 2020 Estimated				
	(6) General	(7) State Support Special	(8) Federal	(9) Other Special	(10) Total
Salaries,Wages & Fringe	55,780,007	13,124,761		166,475,448	235,380,216
Travel	459,570			1,677,390	2,136,960
Contractual Services	6,694,362	3,296,782		119,704,963	129,696,107
Commodities	1,010,992			3,822,738	4,833,730
Other Than Equipment	747,120			3,998,357	4,745,477
Equipment	403,026			1,413,368	1,816,394
Vehicles				172,251	172,251
Wireless Communication Devices					
Subsidies, Loans & Grants	360,000			8,773,124	9,133,124
<b>Total</b>	<b>65,455,077</b>	<b>16,421,543</b>		<b>306,037,639</b>	<b>387,914,259</b>
No. of Positions (FTE)	669.81	221.88		2,018.06	2,909.75

	FY 2021 Increase/Decrease for Continuation				
	(11) General	(12) State Support Special	(13) Federal	(14) Other Special	(15) Total
Salaries,Wages & Fringe					
Travel					
Contractual Services					
Commodities					
Other Than Equipment					
Equipment					
Vehicles					
Wireless Communication Devices					
Subsidies, Loans & Grants					
<b>Total</b>					
No. of Positions (FTE)					

Note: FY2021 Total Request = FY2020 Estimated + FY2021 Incr(Decr) for Continuation + FY2021 Expansion/Reduction of Existing Activities + FY2021 New Activities.

**CONTINUATION AND EXPANDED TOTAL REQUEST**

University of Mississippi (267-00)

SUMMARY OF ALL PROGRAMS

Name of Agency	Program				
	<b>FY 2021 Expansion/Reduction of Existing Activities</b>				
	(16) General	(17) State Support Special	(18) Federal	(19) Other Special	(20) Total
Salaries,Wages & Fringe					
Travel					
Contractual Services					
Commodities					
Other Than Equipment					
Equipment					
Vehicles					
Wireless Communication Devices					
Subsidies, Loans & Grants					
<b>Total</b>					
No. of Positions (FTE)					

	<b>FY 2021 New Activities (*)</b>				
	(21) General	(22) State Support Special	(23) Federal	(24) Other Special	(25) Total
Salaries,Wages & Fringe					
Travel					
Contractual Services					
Commodities					
Other Than Equipment					
Equipment					
Vehicles					
Wireless Communication Devices					
Subsidies, Loans & Grants					
<b>Total</b>					
No. of Positions (FTE)					

	<b>FY 2021 Total Request</b>				
	(26) General	(27) State Support Special	(28) Federal	(29) Other Special	(30) Total
Salaries,Wages & Fringe	55,780,007	13,124,761		166,475,448	235,380,216
Travel	459,570			1,677,390	2,136,960
Contractual Services	6,694,362	3,296,782		119,704,963	129,696,107
Commodities	1,010,992			3,822,738	4,833,730
Other Than Equipment	747,120			3,998,357	4,745,477
Equipment	403,026			1,413,368	1,816,394
Vehicles				172,251	172,251
Wireless Communication Devices					
Subsidies, Loans & Grants	360,000			8,773,124	9,133,124
<b>Total</b>	<b>65,455,077</b>	<b>16,421,543</b>		<b>306,037,639</b>	<b>387,914,259</b>
No. of Positions (FTE)	669.81	221.88		2,018.06	2,909.75

Note: FY2021 Total Request = FY2020 Estimated + FY2021 Incr(Decr) for Continuation + FY2021 Expansion/Reduction of Existing Activities + FY2021 New Activities.



**SUMMARY OF PROGRAMS  
FORM MBR-1-03sum**

University of Mississippi (267-00)

Name of Agency

FUNDING REQUESTED FISCAL YEAR 2021

	PROGRAM	GENERAL	ST. SUPP. SPECIAL	FEDERAL	OTHER SPECIAL	TOTAL
1.	Instruction	46,328,007	13,124,761		101,602,440	161,055,208
2.	Research	1,334,018			7,731,934	9,065,952
3.	Public Service				982,217	982,217
4.	Academic Support	5,266,786			30,153,410	35,420,196
5.	Student Services	2,033,823			12,323,157	14,356,980
6.	Institutional Support	3,344,777			25,591,638	28,936,415
7.	Operation & Maintenance	7,147,666	3,296,782		29,519,345	39,963,793
8.	Scholarship & Fellowships				94,144,130	94,144,130
9.	Mandatory Transfers				1,148,654	1,148,654
10.	Non-Mandatory Transfers				2,840,714	2,840,714
	Summary of All Programs	65,455,077	16,421,543		306,037,639	387,914,259

**CONTINUATION AND EXPANDED REQUEST**

Program 1 of 10

University of Mississippi (267-00)

Instruction

Name of Agency	FY 2019 Actual				
	(1)	(2)	(3)	(4)	(5)
	General	State Support Special	Federal	Other Special	Total
Salaries,Wages & Fringe	37,223,203	12,496,532		93,980,451	143,700,186
Travel	294,141			841,391	1,135,532
Contractual Services	1,570,118			4,491,323	6,061,441
Commodities	523,586			1,497,718	2,021,304
Other Than Equipment	69,939			200,061	270,000
Equipment	199,579			547,799	747,378
Vehicles				23,100	23,100
Wireless Communication Devices					
Subsidies, Loans & Grants	360,000			2,029,686	2,389,686
<b>Total</b>	<b>40,240,566</b>	<b>12,496,532</b>		<b>103,611,529</b>	<b>156,348,627</b>
No. of Positions (FTE)	417.94	140.35		1,055.59	1,613.88

Name of Agency	FY 2020 Estimated				
	(6)	(7)	(8)	(9)	(10)
	General	State Support Special	Federal	Other Special	Total
Salaries,Wages & Fringe	42,831,379	13,124,761		91,920,103	147,876,243
Travel	327,958			804,323	1,132,281
Contractual Services	1,964,598			4,818,219	6,782,817
Commodities	551,105			1,351,598	1,902,703
Other Than Equipment	78,203			191,797	270,000
Equipment	214,764			503,614	718,378
Vehicles				23,100	23,100
Wireless Communication Devices					
Subsidies, Loans & Grants	360,000			1,989,686	2,349,686
<b>Total</b>	<b>46,328,007</b>	<b>13,124,761</b>		<b>101,602,440</b>	<b>161,055,208</b>
No. of Positions (FTE)	478.08	146.50		1,026.01	1,650.59

Name of Agency	FY 2021 Increase/Decrease for Continuation				
	(11)	(12)	(13)	(14)	(15)
	General	State Support Special	Federal	Other Special	Total
Salaries,Wages & Fringe					
Travel					
Contractual Services					
Commodities					
Other Than Equipment					
Equipment					
Vehicles					
Wireless Communication Devices					
Subsidies, Loans & Grants					
<b>Total</b>					
No. of Positions (FTE)					

Note: FY2021 Total Request = FY2020 Estimated + FY2021 Incr(Decr) for Continuation + FY2021 Expansion/Reduction of Existing Activities + FY2021 New Activities.

CONTINUATION AND EXPANDED REQUEST

University of Mississippi (267-00)

Instruction

Name of Agency

Program

	FY 2021 Expansion/Reduction of Existing Activities				
	(16) General	(17) State Support Special	(18) Federal	(19) Other Special	(20) Total
Salaries,Wages & Fringe					
Travel					
Contractual Services					
Commodities					
Other Than Equipment					
Equipment					
Vehicles					
Wireless Communication Devices					
Subsidies, Loans & Grants					
<b>Total</b>					
No. of Positions (FTE)					

	FY 2021 New Activities (*)				
	(21) General	(22) State Support Special	(23) Federal	(24) Other Special	(25) Total
Salaries,Wages & Fringe					
Travel					
Contractual Services					
Commodities					
Other Than Equipment					
Equipment					
Vehicles					
Wireless Communication Devices					
Subsidies, Loans & Grants					
<b>Total</b>					
No. of Positions (FTE)					

	FY 2021 Total Request				
	(26) General	(27) State Support Special	(28) Federal	(29) Other Special	(30) Total
Salaries,Wages & Fringe	42,831,379	13,124,761		91,920,103	147,876,243
Travel	327,958			804,323	1,132,281
Contractual Services	1,964,598			4,818,219	6,782,817
Commodities	551,105			1,351,598	1,902,703
Other Than Equipment	78,203			191,797	270,000
Equipment	214,764			503,614	718,378
Vehicles				23,100	23,100
Wireless Communication Devices					
Subsidies, Loans & Grants	360,000			1,989,686	2,349,686
<b>Total</b>	<b>46,328,007</b>	<b>13,124,761</b>		<b>101,602,440</b>	<b>161,055,208</b>
No. of Positions (FTE)	478.08	146.50		1,026.01	1,650.59

Note: FY2021 Total Request = FY2020 Estimated + FY2021 Incr(Decr) for Continuation + FY2021 Expansion/Reduction of Existing Activities + FY2021 New Activities.

CONTINUATION AND EXPANDED REQUEST

University of Mississippi (267-00)

Research

Name of Agency	FY 2019 Actual				
	(1) General	(2) State Support Special	(3) Federal	(4) Other Special	(5) Total
Salaries,Wages & Fringe	1,070,260			3,993,521	5,063,781
Travel	3,113			11,614	14,727
Contractual Services	211,681			789,856	1,001,537
Commodities	45,360			169,251	214,611
Other Than Equipment					
Equipment	3,604			13,448	17,052
Vehicles					
Wireless Communication Devices					
Subsidies, Loans & Grants				2,020,323	2,020,323
<b>Total</b>	<b>1,334,018</b>			<b>6,998,013</b>	<b>8,332,031</b>
No. of Positions (FTE)	4.08			15.23	19.31

	FY 2020 Estimated				
	(6) General	(7) State Support Special	(8) Federal	(9) Other Special	(10) Total
Salaries,Wages & Fringe	1,096,809			4,695,997	5,792,806
Travel	3,165			13,550	16,715
Contractual Services	190,624			816,160	1,006,784
Commodities	40,378			172,882	213,260
Other Than Equipment					
Equipment	3,042			13,022	16,064
Vehicles					
Wireless Communication Devices					
Subsidies, Loans & Grants				2,020,323	2,020,323
<b>Total</b>	<b>1,334,018</b>			<b>7,731,934</b>	<b>9,065,952</b>
No. of Positions (FTE)	4.00			17.10	21.10

	FY 2021 Increase/Decrease for Continuation				
	(11) General	(12) State Support Special	(13) Federal	(14) Other Special	(15) Total
Salaries,Wages & Fringe					
Travel					
Contractual Services					
Commodities					
Other Than Equipment					
Equipment					
Vehicles					
Wireless Communication Devices					
Subsidies, Loans & Grants					
<b>Total</b>					
No. of Positions (FTE)					

Note: FY2021 Total Request = FY2020 Estimated + FY2021 Incr(Decr) for Continuation + FY2021 Expansion/Reduction of Existing Activities + FY2021 New Activities.

CONTINUATION AND EXPANDED REQUEST

University of Mississippi (267-00)

Research

Name of Agency

Program

	FY 2021 Expansion/Reduction of Existing Activities				
	(16) General	(17) State Support Special	(18) Federal	(19) Other Special	(20) Total
Salaries,Wages & Fringe					
Travel					
Contractual Services					
Commodities					
Other Than Equipment					
Equipment					
Vehicles					
Wireless Communication Devices					
Subsidies, Loans & Grants					
<b>Total</b>					
No. of Positions (FTE)					

	FY 2021 New Activities (*)				
	(21) General	(22) State Support Special	(23) Federal	(24) Other Special	(25) Total
Salaries,Wages & Fringe					
Travel					
Contractual Services					
Commodities					
Other Than Equipment					
Equipment					
Vehicles					
Wireless Communication Devices					
Subsidies, Loans & Grants					
<b>Total</b>					
No. of Positions (FTE)					

	FY 2021 Total Request				
	(26) General	(27) State Support Special	(28) Federal	(29) Other Special	(30) Total
Salaries,Wages & Fringe	1,096,809			4,695,997	5,792,806
Travel	3,165			13,550	16,715
Contractual Services	190,624			816,160	1,006,784
Commodities	40,378			172,882	213,260
Other Than Equipment					
Equipment	3,042			13,022	16,064
Vehicles					
Wireless Communication Devices					
Subsidies, Loans & Grants				2,020,323	2,020,323
<b>Total</b>	<b>1,334,018</b>			<b>7,731,934</b>	<b>9,065,952</b>
No. of Positions (FTE)	4.00			17.10	21.10

Note: FY2021 Total Request = FY2020 Estimated + FY2021 Incr(Decr) for Continuation + FY2021 Expansion/Reduction of Existing Activities + FY2021 New Activities.

CONTINUATION AND EXPANDED REQUEST

University of Mississippi (267-00)

Public Service

Name of Agency

Program

	FY 2019 Actual				
	(1) General	(2) State Support Special	(3) Federal	(4) Other Special	(5) Total
Salaries,Wages & Fringe				877,884	877,884
Travel				14,500	14,500
Contractual Services				9,175	9,175
Commodities				10,189	10,189
Other Than Equipment					
Equipment				9,332	9,332
Vehicles					
Wireless Communication Devices					
Subsidies, Loans & Grants					
<b>Total</b>				<b>921,080</b>	<b>921,080</b>
No. of Positions (FTE)				11.14	11.14

	FY 2020 Estimated				
	(6) General	(7) State Support Special	(8) Federal	(9) Other Special	(10) Total
Salaries,Wages & Fringe				889,021	889,021
Travel				29,500	29,500
Contractual Services				24,175	24,175
Commodities				30,189	30,189
Other Than Equipment					
Equipment				9,332	9,332
Vehicles					
Wireless Communication Devices					
Subsidies, Loans & Grants					
<b>Total</b>				<b>982,217</b>	<b>982,217</b>
No. of Positions (FTE)				6.50	6.50

	FY 2021 Increase/Decrease for Continuation				
	(11) General	(12) State Support Special	(13) Federal	(14) Other Special	(15) Total
Salaries,Wages & Fringe					
Travel					
Contractual Services					
Commodities					
Other Than Equipment					
Equipment					
Vehicles					
Wireless Communication Devices					
Subsidies, Loans & Grants					
<b>Total</b>					
No. of Positions (FTE)					

Note: FY2021 Total Request = FY2020 Estimated + FY2021 Incr(Decr) for Continuation + FY2021 Expansion/Reduction of Existing Activities + FY2021 New Activities.

CONTINUATION AND EXPANDED REQUEST

Program 3 of 10

University of Mississippi (267-00)

Public Service

Name of Agency

Program

	FY 2021 Expansion/Reduction of Existing Activities				
	(16) General	(17) State Support Special	(18) Federal	(19) Other Special	(20) Total
Salaries,Wages & Fringe					
Travel					
Contractual Services					
Commodities					
Other Than Equipment					
Equipment					
Vehicles					
Wireless Communication Devices					
Subsidies, Loans & Grants					
<b>Total</b>					
No. of Positions (FTE)					

	FY 2021 New Activities (*)				
	(21) General	(22) State Support Special	(23) Federal	(24) Other Special	(25) Total
Salaries,Wages & Fringe					
Travel					
Contractual Services					
Commodities					
Other Than Equipment					
Equipment					
Vehicles					
Wireless Communication Devices					
Subsidies, Loans & Grants					
<b>Total</b>					
No. of Positions (FTE)					

	FY 2021 Total Request				
	(26) General	(27) State Support Special	(28) Federal	(29) Other Special	(30) Total
Salaries,Wages & Fringe				889,021	889,021
Travel				29,500	29,500
Contractual Services				24,175	24,175
Commodities				30,189	30,189
Other Than Equipment					
Equipment				9,332	9,332
Vehicles					
Wireless Communication Devices					
Subsidies, Loans & Grants					
<b>Total</b>				<b>982,217</b>	<b>982,217</b>
No. of Positions (FTE)				6.50	6.50

Note: FY2021 Total Request = FY2020 Estimated + FY2021 Incr(Decr) for Continuation + FY2021 Expansion/Reduction of Existing Activities + FY2021 New Activities.

CONTINUATION AND EXPANDED REQUEST

Program 4 of 10  
Academic Support

University of Mississippi (267-00)

Name of Agency	FY 2019 Actual				
	(1)	(2)	(3)	(4)	(5)
	General	State Support Special	Federal	Other Special	Total
Salaries,Wages & Fringe	5,024,858			20,810,543	25,835,401
Travel	58,504			242,296	300,800
Contractual Services	638,755			2,645,417	3,284,172
Commodities	60,619			251,052	311,671
Other Than Equipment	864,623			3,580,854	4,445,477
Equipment	118,872			492,309	611,181
Vehicles					
Wireless Communication Devices					
Subsidies, Loans & Grants				234,870	234,870
<b>Total</b>	<b>6,766,231</b>			<b>28,257,341</b>	<b>35,023,572</b>
No. of Positions (FTE)	66.18			274.06	340.24

Name of Agency	FY 2020 Estimated				
	(6)	(7)	(8)	(9)	(10)
	General	State Support Special	Federal	Other Special	Total
Salaries,Wages & Fringe	3,917,062			22,251,288	26,168,350
Travel	44,128			250,672	294,800
Contractual Services	503,423			2,859,749	3,363,172
Commodities	45,856			260,490	306,346
Other Than Equipment	665,430			3,780,047	4,445,477
Equipment	90,887			516,294	607,181
Vehicles					
Wireless Communication Devices					
Subsidies, Loans & Grants				234,870	234,870
<b>Total</b>	<b>5,266,786</b>			<b>30,153,410</b>	<b>35,420,196</b>
No. of Positions (FTE)	52.70			299.36	352.06

Name of Agency	FY 2021 Increase/Decrease for Continuation				
	(11)	(12)	(13)	(14)	(15)
	General	State Support Special	Federal	Other Special	Total
Salaries,Wages & Fringe					
Travel					
Contractual Services					
Commodities					
Other Than Equipment					
Equipment					
Vehicles					
Wireless Communication Devices					
Subsidies, Loans & Grants					
<b>Total</b>					
No. of Positions (FTE)					

Note: FY2021 Total Request = FY2020 Estimated + FY2021 Incr(Decr) for Continuation + FY2021 Expansion/Reduction of Existing Activities + FY2021 New Activities.



CONTINUATION AND EXPANDED REQUEST

University of Mississippi (267-00)

Name of Agency	FY 2021 Expansion/Reduction of Existing Activities				
	(16) General	(17) State Support Special	(18) Federal	(19) Other Special	(20) Total
Salaries,Wages & Fringe					
Travel					
Contractual Services					
Commodities					
Other Than Equipment					
Equipment					
Vehicles					
Wireless Communication Devices					
Subsidies, Loans & Grants					
<b>Total</b>					
No. of Positions (FTE)					

	FY 2021 New Activities (*)				
	(21) General	(22) State Support Special	(23) Federal	(24) Other Special	(25) Total
Salaries,Wages & Fringe					
Travel					
Contractual Services					
Commodities					
Other Than Equipment					
Equipment					
Vehicles					
Wireless Communication Devices					
Subsidies, Loans & Grants					
<b>Total</b>					
No. of Positions (FTE)					

	FY 2021 Total Request				
	(26) General	(27) State Support Special	(28) Federal	(29) Other Special	(30) Total
Salaries,Wages & Fringe	3,917,062			22,251,288	26,168,350
Travel	44,128			250,672	294,800
Contractual Services	503,423			2,859,749	3,363,172
Commodities	45,856			260,490	306,346
Other Than Equipment	665,430			3,780,047	4,445,477
Equipment	90,887			516,294	607,181
Vehicles					
Wireless Communication Devices					
Subsidies, Loans & Grants				234,870	234,870
<b>Total</b>	<b>5,266,786</b>			<b>30,153,410</b>	<b>35,420,196</b>
No. of Positions (FTE)	52.70			299.36	352.06

Note: FY2021 Total Request = FY2020 Estimated + FY2021 Incr(Decr) for Continuation + FY2021 Expansion/Reduction of Existing Activities + FY2021 New Activities.

CONTINUATION AND EXPANDED REQUEST

Program 5 of 10  
Student Services

University of Mississippi (267-00)

Name of Agency	FY 2019 Actual				
	(1)	(2)	(3)	(4)	(5)
	General	State Support Special	Federal	Other Special	Total
Salaries,Wages & Fringe	2,631,668			9,249,973	11,881,641
Travel	25,657			90,180	115,837
Contractual Services	264,224			928,713	1,192,937
Commodities	100,117			351,902	452,019
Other Than Equipment					
Equipment	12,785			44,936	57,721
Vehicles					
Wireless Communication Devices					
Subsidies, Loans & Grants				335,825	335,825
<b>Total</b>	<b>3,034,451</b>			<b>11,001,529</b>	<b>14,035,980</b>
No. of Positions (FTE)	46.79			164.44	211.23

Name of Agency	FY 2020 Estimated				
	(6)	(7)	(8)	(9)	(10)
	General	State Support Special	Federal	Other Special	Total
Salaries,Wages & Fringe	1,770,040			10,432,601	12,202,641
Travel	16,803			99,034	115,837
Contractual Services	177,391			1,045,546	1,222,937
Commodities	61,216			360,803	422,019
Other Than Equipment					
Equipment	8,373			49,348	57,721
Vehicles					
Wireless Communication Devices					
Subsidies, Loans & Grants				335,825	335,825
<b>Total</b>	<b>2,033,823</b>			<b>12,323,157</b>	<b>14,356,980</b>
No. of Positions (FTE)	30.80			181.53	212.33

Name of Agency	FY 2021 Increase/Decrease for Continuation				
	(11)	(12)	(13)	(14)	(15)
	General	State Support Special	Federal	Other Special	Total
Salaries,Wages & Fringe					
Travel					
Contractual Services					
Commodities					
Other Than Equipment					
Equipment					
Vehicles					
Wireless Communication Devices					
Subsidies, Loans & Grants					
<b>Total</b>					
No. of Positions (FTE)					

Note: FY2021 Total Request = FY2020 Estimated + FY2021 Incr(Decr) for Continuation + FY2021 Expansion/Reduction of Existing Activities + FY2021 New Activities.

CONTINUATION AND EXPANDED REQUEST

University of Mississippi (267-00)

Student Services

Name of Agency

Program

	FY 2021 Expansion/Reduction of Existing Activities				
	(16) General	(17) State Support Special	(18) Federal	(19) Other Special	(20) Total
Salaries,Wages & Fringe					
Travel					
Contractual Services					
Commodities					
Other Than Equipment					
Equipment					
Vehicles					
Wireless Communication Devices					
Subsidies, Loans & Grants					
<b>Total</b>					
No. of Positions (FTE)					

	FY 2021 New Activities (*)				
	(21) General	(22) State Support Special	(23) Federal	(24) Other Special	(25) Total
Salaries,Wages & Fringe					
Travel					
Contractual Services					
Commodities					
Other Than Equipment					
Equipment					
Vehicles					
Wireless Communication Devices					
Subsidies, Loans & Grants					
<b>Total</b>					
No. of Positions (FTE)					

	FY 2021 Total Request				
	(26) General	(27) State Support Special	(28) Federal	(29) Other Special	(30) Total
Salaries,Wages & Fringe	1,770,040			10,432,601	12,202,641
Travel	16,803			99,034	115,837
Contractual Services	177,391			1,045,546	1,222,937
Commodities	61,216			360,803	422,019
Other Than Equipment					
Equipment	8,373			49,348	57,721
Vehicles					
Wireless Communication Devices					
Subsidies, Loans & Grants				335,825	335,825
<b>Total</b>	<b>2,033,823</b>			<b>12,323,157</b>	<b>14,356,980</b>
No. of Positions (FTE)	30.80			181.53	212.33

Note: FY2021 Total Request = FY2020 Estimated + FY2021 Incr(Decr) for Continuation + FY2021 Expansion/Reduction of Existing Activities + FY2021 New Activities.

**CONTINUATION AND EXPANDED REQUEST**

Program 6 of 10  
Institutional Support

University of Mississippi (267-00)

Name of Agency	FY 2019 Actual				
	(1)	(2)	(3)	(4)	(5)
	General	State Support Special	Federal	Other Special	Total
Salaries,Wages & Fringe	4,095,133			18,406,181	22,501,314
Travel	87,548			393,496	481,044
Contractual Services	794,674			3,571,775	4,366,449
Commodities	110,494			496,632	607,126
Other Than Equipment	5,460			24,540	30,000
Equipment	39,870			179,200	219,070
Vehicles					
Wireless Communication Devices					
Subsidies, Loans & Grants				158,607	158,607
<b>Total</b>	<b>5,133,179</b>			<b>23,230,431</b>	<b>28,363,610</b>
No. of Positions (FTE)	43.65			196.20	239.85

	FY 2020 Estimated				
	(6)	(7)	(8)	(9)	(10)
	General	State Support Special	Federal	Other Special	Total
Salaries,Wages & Fringe	2,656,858			20,204,458	22,861,316
Travel	56,548			430,030	486,578
Contractual Services	531,460			4,041,558	4,573,018
Commodities	70,988			539,838	610,826
Other Than Equipment	3,487			26,513	30,000
Equipment	25,436			193,434	218,870
Vehicles					
Wireless Communication Devices					
Subsidies, Loans & Grants				155,807	155,807
<b>Total</b>	<b>3,344,777</b>			<b>25,591,638</b>	<b>28,936,415</b>
No. of Positions (FTE)	28.17			214.23	242.40

	FY 2021 Increase/Decrease for Continuation				
	(11)	(12)	(13)	(14)	(15)
	General	State Support Special	Federal	Other Special	Total
Salaries,Wages & Fringe					
Travel					
Contractual Services					
Commodities					
Other Than Equipment					
Equipment					
Vehicles					
Wireless Communication Devices					
Subsidies, Loans & Grants					
<b>Total</b>					
No. of Positions (FTE)					

Note: FY2021 Total Request = FY2020 Estimated + FY2021 Incr(Decr) for Continuation + FY2021 Expansion/Reduction of Existing Activities + FY2021 New Activities.

CONTINUATION AND EXPANDED REQUEST

University of Mississippi (267-00)

Institutional Support

Name of Agency

Program

	FY 2021 Expansion/Reduction of Existing Activities				
	(16) General	(17) State Support Special	(18) Federal	(19) Other Special	(20) Total
Salaries,Wages & Fringe					
Travel					
Contractual Services					
Commodities					
Other Than Equipment					
Equipment					
Vehicles					
Wireless Communication Devices					
Subsidies, Loans & Grants					
<b>Total</b>					
No. of Positions (FTE)					

	FY 2021 New Activities (*)				
	(21) General	(22) State Support Special	(23) Federal	(24) Other Special	(25) Total
Salaries,Wages & Fringe					
Travel					
Contractual Services					
Commodities					
Other Than Equipment					
Equipment					
Vehicles					
Wireless Communication Devices					
Subsidies, Loans & Grants					
<b>Total</b>					
No. of Positions (FTE)					

	FY 2021 Total Request				
	(26) General	(27) State Support Special	(28) Federal	(29) Other Special	(30) Total
Salaries,Wages & Fringe	2,656,858			20,204,458	22,861,316
Travel	56,548			430,030	486,578
Contractual Services	531,460			4,041,558	4,573,018
Commodities	70,988			539,838	610,826
Other Than Equipment	3,487			26,513	30,000
Equipment	25,436			193,434	218,870
Vehicles					
Wireless Communication Devices					
Subsidies, Loans & Grants				155,807	155,807
<b>Total</b>	<b>3,344,777</b>			<b>25,591,638</b>	<b>28,936,415</b>
No. of Positions (FTE)	28.17			214.23	242.40

Note: FY2021 Total Request = FY2020 Estimated + FY2021 Incr(Decr) for Continuation + FY2021 Expansion/Reduction of Existing Activities + FY2021 New Activities.

CONTINUATION AND EXPANDED REQUEST

Program 7 of 10

University of Mississippi (267-00)

Operation & Maintenance

Name of Agency	FY 2019 Actual				
	(1)	(2)	(3)	(4)	(5)
	General	State Support Special	Federal	Other Special	Total
Salaries,Wages & Fringe	3,531,537			15,285,257	18,816,794
Travel	11,308			48,941	60,249
Contractual Services	2,921,466			12,644,737	15,566,203
Commodities	242,488			1,049,542	1,292,030
Other Than Equipment					
Equipment	63,436			125,412	188,848
Vehicles				149,151	149,151
Wireless Communication Devices					
Subsidies, Loans & Grants				47,245	47,245
<b>Total</b>	<b>6,770,235</b>			<b>29,350,285</b>	<b>36,120,520</b>
No. of Positions (FTE)	77.25			334.37	411.62

Name of Agency	FY 2020 Estimated				
	(6)	(7)	(8)	(9)	(10)
	General	State Support Special	Federal	Other Special	Total
Salaries,Wages & Fringe	3,507,859			16,081,980	19,589,839
Travel	10,968			50,281	61,249
Contractual Services	3,326,866	3,296,782		11,955,426	18,579,074
Commodities	241,449			1,106,938	1,348,387
Other Than Equipment					
Equipment	60,524			128,324	188,848
Vehicles				149,151	149,151
Wireless Communication Devices					
Subsidies, Loans & Grants				47,245	47,245
<b>Total</b>	<b>7,147,666</b>	<b>3,296,782</b>		<b>29,519,345</b>	<b>39,963,793</b>
No. of Positions (FTE)	76.06	75.38		273.33	424.77

Name of Agency	FY 2021 Increase/Decrease for Continuation				
	(11)	(12)	(13)	(14)	(15)
	General	State Support Special	Federal	Other Special	Total
Salaries,Wages & Fringe					
Travel					
Contractual Services					
Commodities					
Other Than Equipment					
Equipment					
Vehicles					
Wireless Communication Devices					
Subsidies, Loans & Grants					
<b>Total</b>					
No. of Positions (FTE)					

Note: FY2021 Total Request = FY2020 Estimated + FY2021 Incr(Decr) for Continuation + FY2021 Expansion/Reduction of Existing Activities + FY2021 New Activities.

CONTINUATION AND EXPANDED REQUEST

University of Mississippi (267-00)

Operation & Maintenance

Name of Agency

Program

	FY 2021 Expansion/Reduction of Existing Activities				
	(16) General	(17) State Support Special	(18) Federal	(19) Other Special	(20) Total
Salaries,Wages & Fringe					
Travel					
Contractual Services					
Commodities					
Other Than Equipment					
Equipment					
Vehicles					
Wireless Communication Devices					
Subsidies, Loans & Grants					
<b>Total</b>					
No. of Positions (FTE)					

	FY 2021 New Activities (*)				
	(21) General	(22) State Support Special	(23) Federal	(24) Other Special	(25) Total
Salaries,Wages & Fringe					
Travel					
Contractual Services					
Commodities					
Other Than Equipment					
Equipment					
Vehicles					
Wireless Communication Devices					
Subsidies, Loans & Grants					
<b>Total</b>					
No. of Positions (FTE)					

	FY 2021 Total Request				
	(26) General	(27) State Support Special	(28) Federal	(29) Other Special	(30) Total
Salaries,Wages & Fringe	3,507,859			16,081,980	19,589,839
Travel	10,968			50,281	61,249
Contractual Services	3,326,866	3,296,782		11,955,426	18,579,074
Commodities	241,449			1,106,938	1,348,387
Other Than Equipment					
Equipment	60,524			128,324	188,848
Vehicles				149,151	149,151
Wireless Communication Devices					
Subsidies, Loans & Grants				47,245	47,245
<b>Total</b>	<b>7,147,666</b>	<b>3,296,782</b>		<b>29,519,345</b>	<b>39,963,793</b>
No. of Positions (FTE)	76.06	75.38		273.33	424.77

Note: FY2021 Total Request = FY2020 Estimated + FY2021 Incr(Decr) for Continuation + FY2021 Expansion/Reduction of Existing Activities + FY2021 New Activities.

CONTINUATION AND EXPANDED REQUEST

University of Mississippi (267-00)

Name of Agency	FY 2019 Actual				
	(1) General	(2) State Support Special	(3) Federal	(4) Other Special	(5) Total
Salaries,Wages & Fringe					
Travel					
Contractual Services				89,355,749	89,355,749
Commodities					
Other Than Equipment					
Equipment					
Vehicles					
Wireless Communication Devices					
Subsidies, Loans & Grants					
<b>Total</b>				<b>89,355,749</b>	<b>89,355,749</b>
No. of Positions (FTE)					

	FY 2020 Estimated				
	(6) General	(7) State Support Special	(8) Federal	(9) Other Special	(10) Total
Salaries,Wages & Fringe					
Travel					
Contractual Services				94,144,130	94,144,130
Commodities					
Other Than Equipment					
Equipment					
Vehicles					
Wireless Communication Devices					
Subsidies, Loans & Grants					
<b>Total</b>				<b>94,144,130</b>	<b>94,144,130</b>
No. of Positions (FTE)					

	FY 2021 Increase/Decrease for Continuation				
	(11) General	(12) State Support Special	(13) Federal	(14) Other Special	(15) Total
Salaries,Wages & Fringe					
Travel					
Contractual Services					
Commodities					
Other Than Equipment					
Equipment					
Vehicles					
Wireless Communication Devices					
Subsidies, Loans & Grants					
<b>Total</b>					
No. of Positions (FTE)					

Note: FY2021 Total Request = FY2020 Estimated + FY2021 Incr(Decr) for Continuation + FY2021 Expansion/Reduction of Existing Activities + FY2021 New Activities.



CONTINUATION AND EXPANDED REQUEST

University of Mississippi (267-00)

Scholarship & Fellowships

Name of Agency

Program

	FY 2021 Expansion/Reduction of Existing Activities				
	(16) General	(17) State Support Special	(18) Federal	(19) Other Special	(20) Total
Salaries,Wages & Fringe					
Travel					
Contractual Services					
Commodities					
Other Than Equipment					
Equipment					
Vehicles					
Wireless Communication Devices					
Subsidies, Loans & Grants					
<b>Total</b>					
No. of Positions (FTE)					

	FY 2021 New Activities (*)				
	(21) General	(22) State Support Special	(23) Federal	(24) Other Special	(25) Total
Salaries,Wages & Fringe					
Travel					
Contractual Services					
Commodities					
Other Than Equipment					
Equipment					
Vehicles					
Wireless Communication Devices					
Subsidies, Loans & Grants					
<b>Total</b>					
No. of Positions (FTE)					

	FY 2021 Total Request				
	(26) General	(27) State Support Special	(28) Federal	(29) Other Special	(30) Total
Salaries,Wages & Fringe					
Travel					
Contractual Services				94,144,130	94,144,130
Commodities					
Other Than Equipment					
Equipment					
Vehicles					
Wireless Communication Devices					
Subsidies, Loans & Grants					
<b>Total</b>				<b>94,144,130</b>	<b>94,144,130</b>
No. of Positions (FTE)					

Note: FY2021 Total Request = FY2020 Estimated + FY2021 Incr(Decr) for Continuation + FY2021 Expansion/Reduction of Existing Activities + FY2021 New Activities.

CONTINUATION AND EXPANDED REQUEST

University of Mississippi (267-00)

Name of Agency	FY 2019 Actual				
	(1) General	(2) State Support Special	(3) Federal	(4) Other Special	(5) Total
Salaries,Wages & Fringe					
Travel					
Contractual Services					
Commodities					
Other Than Equipment					
Equipment					
Vehicles					
Wireless Communication Devices					
Subsidies, Loans & Grants				1,148,654	1,148,654
<b>Total</b>				<b>1,148,654</b>	<b>1,148,654</b>
No. of Positions (FTE)					

	FY 2020 Estimated				
	(6) General	(7) State Support Special	(8) Federal	(9) Other Special	(10) Total
Salaries,Wages & Fringe					
Travel					
Contractual Services					
Commodities					
Other Than Equipment					
Equipment					
Vehicles					
Wireless Communication Devices					
Subsidies, Loans & Grants				1,148,654	1,148,654
<b>Total</b>				<b>1,148,654</b>	<b>1,148,654</b>
No. of Positions (FTE)					

	FY 2021 Increase/Decrease for Continuation				
	(11) General	(12) State Support Special	(13) Federal	(14) Other Special	(15) Total
Salaries,Wages & Fringe					
Travel					
Contractual Services					
Commodities					
Other Than Equipment					
Equipment					
Vehicles					
Wireless Communication Devices					
Subsidies, Loans & Grants					
<b>Total</b>					
No. of Positions (FTE)					

Note: FY2021 Total Request = FY2020 Estimated + FY2021 Incr(Decr) for Continuation + FY2021 Expansion/Reduction of Existing Activities + FY2021 New Activities.

CONTINUATION AND EXPANDED REQUEST

University of Mississippi (267-00)

Name of Agency	FY 2021 Expansion/Reduction of Existing Activities				
	(16) General	(17) State Support Special	(18) Federal	(19) Other Special	(20) Total
Salaries,Wages & Fringe					
Travel					
Contractual Services					
Commodities					
Other Than Equipment					
Equipment					
Vehicles					
Wireless Communication Devices					
Subsidies, Loans & Grants					
<b>Total</b>					
No. of Positions (FTE)					

	FY 2021 New Activities (*)				
	(21) General	(22) State Support Special	(23) Federal	(24) Other Special	(25) Total
Salaries,Wages & Fringe					
Travel					
Contractual Services					
Commodities					
Other Than Equipment					
Equipment					
Vehicles					
Wireless Communication Devices					
Subsidies, Loans & Grants					
<b>Total</b>					
No. of Positions (FTE)					

	FY 2021 Total Request				
	(26) General	(27) State Support Special	(28) Federal	(29) Other Special	(30) Total
Salaries,Wages & Fringe					
Travel					
Contractual Services					
Commodities					
Other Than Equipment					
Equipment					
Vehicles					
Wireless Communication Devices					
Subsidies, Loans & Grants				1,148,654	1,148,654
<b>Total</b>				<b>1,148,654</b>	<b>1,148,654</b>
No. of Positions (FTE)					

Note: FY2021 Total Request = FY2020 Estimated + FY2021 Incr(Decr) for Continuation + FY2021 Expansion/Reduction of Existing Activities + FY2021 New Activities.

**CONTINUATION AND EXPANDED REQUEST**

University of Mississippi (267-00)

Non-Mandatory Transfers

Name of Agency	FY 2019 Actual				
	(1) General	(2) State Support Special	(3) Federal	(4) Other Special	(5) Total
Salaries,Wages & Fringe					
Travel					
Contractual Services					
Commodities					
Other Than Equipment					
Equipment					
Vehicles					
Wireless Communication Devices					
Subsidies, Loans & Grants				2,790,714	2,790,714
<b>Total</b>				<b>2,790,714</b>	<b>2,790,714</b>
No. of Positions (FTE)					

	FY 2020 Estimated				
	(6) General	(7) State Support Special	(8) Federal	(9) Other Special	(10) Total
Salaries,Wages & Fringe					
Travel					
Contractual Services					
Commodities					
Other Than Equipment					
Equipment					
Vehicles					
Wireless Communication Devices					
Subsidies, Loans & Grants				2,840,714	2,840,714
<b>Total</b>				<b>2,840,714</b>	<b>2,840,714</b>
No. of Positions (FTE)					

	FY 2021 Increase/Decrease for Continuation				
	(11) General	(12) State Support Special	(13) Federal	(14) Other Special	(15) Total
Salaries,Wages & Fringe					
Travel					
Contractual Services					
Commodities					
Other Than Equipment					
Equipment					
Vehicles					
Wireless Communication Devices					
Subsidies, Loans & Grants					
<b>Total</b>					
No. of Positions (FTE)					

Note: FY2021 Total Request = FY2020 Estimated + FY2021 Incr(Decr) for Continuation + FY2021 Expansion/Reduction of Existing Activities + FY2021 New Activities.

CONTINUATION AND EXPANDED REQUEST

University of Mississippi (267-00)

Non-Mandatory Transfers

Name of Agency

Program

	FY 2021 Expansion/Reduction of Existing Activities				
	(16) General	(17) State Support Special	(18) Federal	(19) Other Special	(20) Total
Salaries,Wages & Fringe					
Travel					
Contractual Services					
Commodities					
Other Than Equipment					
Equipment					
Vehicles					
Wireless Communication Devices					
Subsidies, Loans & Grants					
<b>Total</b>					
No. of Positions (FTE)					

	FY 2021 New Activities (*)				
	(21) General	(22) State Support Special	(23) Federal	(24) Other Special	(25) Total
Salaries,Wages & Fringe					
Travel					
Contractual Services					
Commodities					
Other Than Equipment					
Equipment					
Vehicles					
Wireless Communication Devices					
Subsidies, Loans & Grants					
<b>Total</b>					
No. of Positions (FTE)					

	FY 2021 Total Request				
	(26) General	(27) State Support Special	(28) Federal	(29) Other Special	(30) Total
Salaries,Wages & Fringe					
Travel					
Contractual Services					
Commodities					
Other Than Equipment					
Equipment					
Vehicles					
Wireless Communication Devices					
Subsidies, Loans & Grants				2,840,714	2,840,714
<b>Total</b>				<b>2,840,714</b>	<b>2,840,714</b>
No. of Positions (FTE)					

Note: FY2021 Total Request = FY2020 Estimated + FY2021 Incr(Decr) for Continuation + FY2021 Expansion/Reduction of Existing Activities + FY2021 New Activities.

**PROGRAM DECISION UNITS**

University of Mississippi

1 - Instruction

Name of Agency

Program Name

	A	B	C	D	E			
<b>EXPENDITURES</b>	FY 2020 Appropriated	Escalations By DFA	Non-Recurring Items	Total Funding Change	FY 2021 Total Request			
<b>SALARIES</b>	147,876,243				147,876,243			
GENERAL	42,831,379				42,831,379			
ST. SUP. SPECIAL	13,124,761				13,124,761			
FEDERAL								
OTHER	91,920,103				91,920,103			
<b>TRAVEL</b>	1,132,281				1,132,281			
GENERAL	327,958				327,958			
ST. SUP. SPECIAL								
FEDERAL								
OTHER	804,323				804,323			
<b>CONTRACTUAL</b>	6,782,817				6,782,817			
GENERAL	1,964,598				1,964,598			
ST. SUP. SPECIAL								
FEDERAL								
OTHER	4,818,219				4,818,219			
<b>COMMODITIES</b>	1,902,703				1,902,703			
GENERAL	551,105				551,105			
ST. SUP. SPECIAL								
FEDERAL								
OTHER	1,351,598				1,351,598			
<b>CAPTITAL-OTE</b>	270,000				270,000			
GENERAL	78,203				78,203			
ST. SUP. SPECIAL								
FEDERAL								
OTHER	191,797				191,797			
<b>EQUIPMENT</b>	718,378				718,378			
GENERAL	214,764				214,764			
ST. SUP. SPECIAL								
FEDERAL								
OTHER	503,614				503,614			
<b>VEHICLES</b>	23,100				23,100			
GENERAL								
ST. SUP. SPECIAL								
FEDERAL								
OTHER	23,100				23,100			
<b>WIRELESS DEV</b>								
GENERAL								
ST. SUP. SPECIAL								
FEDERAL								
OTHER								
<b>SUBSIDIES</b>	2,349,686				2,349,686			
GENERAL	360,000				360,000			
ST. SUP. SPECIAL								
FEDERAL								
OTHER	1,989,686				1,989,686			
<b>TOTAL</b>	161,055,208				161,055,208			

**FUNDING**

GENERAL FUNDS	46,328,007				46,328,007			
ST. SUP. SPCL FUNDS	13,124,761				13,124,761			
FEDERAL FUNDS								
OTHER SP. FUNDS	101,602,440				101,602,440			
<b>TOTAL</b>	161,055,208				161,055,208			

**POSITIONS**

GENERAL FTE	478.08				478.08			
ST. SUP. SPCL. FTE	146.50				146.50			
FEDERAL FTE								
OTHER SP. FTE	1,026.01				1,026.01			
<b>TOTAL</b>	1,650.59				1,650.59			

**PRIORITY LEVEL :**

--	--	--	--	--	--	--	--	--

**PROGRAM DECISION UNITS**

University of Mississippi

2 - Research

Name of Agency

Program Name

	A	B	C	D	E			
<b>EXPENDITURES</b>	FY 2020 Appropriated	Escalations By DFA	Non-Recurring Items	Total Funding Change	FY 2021 Total Request			
<b>SALARIES</b>	5,792,806				5,792,806			
GENERAL	1,096,809				1,096,809			
ST. SUP. SPECIAL								
FEDERAL								
OTHER	4,695,997				4,695,997			
<b>TRAVEL</b>	16,715				16,715			
GENERAL	3,165				3,165			
ST. SUP. SPECIAL								
FEDERAL								
OTHER	13,550				13,550			
<b>CONTRACTUAL</b>	1,006,784				1,006,784			
GENERAL	190,624				190,624			
ST. SUP. SPECIAL								
FEDERAL								
OTHER	816,160				816,160			
<b>COMMODITIES</b>	213,260				213,260			
GENERAL	40,378				40,378			
ST. SUP. SPECIAL								
FEDERAL								
OTHER	172,882				172,882			
<b>CAPTITAL-OTE</b>								
GENERAL								
ST. SUP. SPECIAL								
FEDERAL								
OTHER								
<b>EQUIPMENT</b>	16,064				16,064			
GENERAL	3,042				3,042			
ST. SUP. SPECIAL								
FEDERAL								
OTHER	13,022				13,022			
<b>VEHICLES</b>								
GENERAL								
ST. SUP. SPECIAL								
FEDERAL								
OTHER								
<b>WIRELESS DEV</b>								
GENERAL								
ST. SUP. SPECIAL								
FEDERAL								
OTHER								
<b>SUBSIDIES</b>	2,020,323				2,020,323			
GENERAL								
ST. SUP. SPECIAL								
FEDERAL								
OTHER	2,020,323				2,020,323			
<b>TOTAL</b>	9,065,952				9,065,952			

**FUNDING**

GENERAL FUNDS	1,334,018				1,334,018			
ST. SUP. SPCL FUNDS								
FEDERAL FUNDS								
OTHER SP. FUNDS	7,731,934				7,731,934			
<b>TOTAL</b>	9,065,952				9,065,952			

**POSITIONS**

GENERAL FTE	4.00				4.00			
ST. SUP. SPCL. FTE								
FEDERAL FTE								
OTHER SP. FTE	17.10				17.10			
<b>TOTAL</b>	21.10				21.10			

**PRIORITY LEVEL :**

--	--	--	--	--	--	--	--	--

**PROGRAM DECISION UNITS**

University of Mississippi

3 - Public Service

Name of Agency

Program Name

	A	B	C	D	E			
<b>EXPENDITURES</b>	FY 2020 Appropriated	Escalations By DFA	Non-Recurring Items	Total Funding Change	FY 2021 Total Request			
<b>SALARIES</b>	889,021				889,021			
GENERAL								
ST. SUP. SPECIAL								
FEDERAL								
OTHER	889,021				889,021			
<b>TRAVEL</b>	29,500				29,500			
GENERAL								
ST. SUP. SPECIAL								
FEDERAL								
OTHER	29,500				29,500			
<b>CONTRACTUAL</b>	24,175				24,175			
GENERAL								
ST. SUP. SPECIAL								
FEDERAL								
OTHER	24,175				24,175			
<b>COMMODITIES</b>	30,189				30,189			
GENERAL								
ST. SUP. SPECIAL								
FEDERAL								
OTHER	30,189				30,189			
<b>CAPTITAL-OTE</b>								
GENERAL								
ST. SUP. SPECIAL								
FEDERAL								
OTHER								
<b>EQUIPMENT</b>	9,332				9,332			
GENERAL								
ST. SUP. SPECIAL								
FEDERAL								
OTHER	9,332				9,332			
<b>VEHICLES</b>								
GENERAL								
ST. SUP. SPECIAL								
FEDERAL								
OTHER								
<b>WIRELESS DEV</b>								
GENERAL								
ST. SUP. SPECIAL								
FEDERAL								
OTHER								
<b>SUBSIDIES</b>								
GENERAL								
ST. SUP. SPECIAL								
FEDERAL								
OTHER								
<b>TOTAL</b>	982,217				982,217			

**FUNDING**

GENERAL FUNDS								
ST. SUP. SPCL FUNDS								
FEDERAL FUNDS								
OTHER SP. FUNDS	982,217				982,217			
<b>TOTAL</b>	982,217				982,217			

**POSITIONS**

GENERAL FTE								
ST. SUP. SPCL. FTE								
FEDERAL FTE								
OTHER SP. FTE	6.50				6.50			
<b>TOTAL</b>	6.50				6.50			

**PRIORITY LEVEL :**

--	--	--	--	--	--	--	--	--



**PROGRAM DECISION UNITS**

University of Mississippi

4 - Academic Support

Name of Agency

Program Name

	A	B	C	D	E			
<b>EXPENDITURES</b>	FY 2020 Appropriated	Escalations By DFA	Non-Recurring Items	Total Funding Change	FY 2021 Total Request			
<b>SALARIES</b>	26,168,350				26,168,350			
GENERAL	3,917,062				3,917,062			
ST. SUP. SPECIAL								
FEDERAL								
OTHER	22,251,288				22,251,288			
<b>TRAVEL</b>	294,800				294,800			
GENERAL	44,128				44,128			
ST. SUP. SPECIAL								
FEDERAL								
OTHER	250,672				250,672			
<b>CONTRACTUAL</b>	3,363,172				3,363,172			
GENERAL	503,423				503,423			
ST. SUP. SPECIAL								
FEDERAL								
OTHER	2,859,749				2,859,749			
<b>COMMODITIES</b>	306,346				306,346			
GENERAL	45,856				45,856			
ST. SUP. SPECIAL								
FEDERAL								
OTHER	260,490				260,490			
<b>CAPTITAL-OTE</b>	4,445,477				4,445,477			
GENERAL	665,430				665,430			
ST. SUP. SPECIAL								
FEDERAL								
OTHER	3,780,047				3,780,047			
<b>EQUIPMENT</b>	607,181				607,181			
GENERAL	90,887				90,887			
ST. SUP. SPECIAL								
FEDERAL								
OTHER	516,294				516,294			
<b>VEHICLES</b>								
GENERAL								
ST. SUP. SPECIAL								
FEDERAL								
OTHER								
<b>WIRELESS DEV</b>								
GENERAL								
ST. SUP. SPECIAL								
FEDERAL								
OTHER								
<b>SUBSIDIES</b>	234,870				234,870			
GENERAL								
ST. SUP. SPECIAL								
FEDERAL								
OTHER	234,870				234,870			
<b>TOTAL</b>	35,420,196				35,420,196			

**FUNDING**

GENERAL FUNDS	5,266,786				5,266,786			
ST. SUP. SPCL FUNDS								
FEDERAL FUNDS								
OTHER SP. FUNDS	30,153,410				30,153,410			
<b>TOTAL</b>	35,420,196				35,420,196			

**POSITIONS**

GENERAL FTE	52.70				52.70			
ST. SUP. SPCL. FTE								
FEDERAL FTE								
OTHER SP. FTE	299.36				299.36			
<b>TOTAL</b>	352.06				352.06			

**PRIORITY LEVEL :**

--	--	--	--	--	--	--	--	--

**PROGRAM DECISION UNITS**

University of Mississippi

5 - Student Services

Name of Agency

Program Name

	A	B	C	D	E			
<b>EXPENDITURES</b>	FY 2020 Appropriated	Escalations By DFA	Non-Recurring Items	Total Funding Change	FY 2021 Total Request			
<b>SALARIES</b>	12,202,641				12,202,641			
GENERAL	1,770,040				1,770,040			
ST. SUP. SPECIAL								
FEDERAL								
OTHER	10,432,601				10,432,601			
<b>TRAVEL</b>	115,837				115,837			
GENERAL	16,803				16,803			
ST. SUP. SPECIAL								
FEDERAL								
OTHER	99,034				99,034			
<b>CONTRACTUAL</b>	1,222,937				1,222,937			
GENERAL	177,391				177,391			
ST. SUP. SPECIAL								
FEDERAL								
OTHER	1,045,546				1,045,546			
<b>COMMODITIES</b>	422,019				422,019			
GENERAL	61,216				61,216			
ST. SUP. SPECIAL								
FEDERAL								
OTHER	360,803				360,803			
<b>CAPTITAL-OTE</b>								
GENERAL								
ST. SUP. SPECIAL								
FEDERAL								
OTHER								
<b>EQUIPMENT</b>	57,721				57,721			
GENERAL	8,373				8,373			
ST. SUP. SPECIAL								
FEDERAL								
OTHER	49,348				49,348			
<b>VEHICLES</b>								
GENERAL								
ST. SUP. SPECIAL								
FEDERAL								
OTHER								
<b>WIRELESS DEV</b>								
GENERAL								
ST. SUP. SPECIAL								
FEDERAL								
OTHER								
<b>SUBSIDIES</b>	335,825				335,825			
GENERAL								
ST. SUP. SPECIAL								
FEDERAL								
OTHER	335,825				335,825			
<b>TOTAL</b>	14,356,980				14,356,980			

**FUNDING**

GENERAL FUNDS	2,033,823				2,033,823			
ST. SUP. SPCL FUNDS								
FEDERAL FUNDS								
OTHER SP. FUNDS	12,323,157				12,323,157			
<b>TOTAL</b>	14,356,980				14,356,980			

**POSITIONS**

GENERAL FTE	30.80				30.80			
ST. SUP. SPCL. FTE								
FEDERAL FTE								
OTHER SP. FTE	181.53				181.53			
<b>TOTAL</b>	212.33				212.33			

**PRIORITY LEVEL :**

--	--	--	--	--	--	--	--	--

**PROGRAM DECISION UNITS**

University of Mississippi

6 - Institutional Support

Name of Agency

Program Name

	A	B	C	D	E			
<b>EXPENDITURES</b>	FY 2020 Appropriated	Escalations By DFA	Non-Recurring Items	Total Funding Change	FY 2021 Total Request			
<b>SALARIES</b>	22,861,316				22,861,316			
GENERAL	2,656,858				2,656,858			
ST. SUP. SPECIAL								
FEDERAL								
OTHER	20,204,458				20,204,458			
<b>TRAVEL</b>	486,578				486,578			
GENERAL	56,548				56,548			
ST. SUP. SPECIAL								
FEDERAL								
OTHER	430,030				430,030			
<b>CONTRACTUAL</b>	4,573,018				4,573,018			
GENERAL	531,460				531,460			
ST. SUP. SPECIAL								
FEDERAL								
OTHER	4,041,558				4,041,558			
<b>COMMODITIES</b>	610,826				610,826			
GENERAL	70,988				70,988			
ST. SUP. SPECIAL								
FEDERAL								
OTHER	539,838				539,838			
<b>CAPTITAL-OTE</b>	30,000				30,000			
GENERAL	3,487				3,487			
ST. SUP. SPECIAL								
FEDERAL								
OTHER	26,513				26,513			
<b>EQUIPMENT</b>	218,870				218,870			
GENERAL	25,436				25,436			
ST. SUP. SPECIAL								
FEDERAL								
OTHER	193,434				193,434			
<b>VEHICLES</b>								
GENERAL								
ST. SUP. SPECIAL								
FEDERAL								
OTHER								
<b>WIRELESS DEV</b>								
GENERAL								
ST. SUP. SPECIAL								
FEDERAL								
OTHER								
<b>SUBSIDIES</b>	155,807				155,807			
GENERAL								
ST. SUP. SPECIAL								
FEDERAL								
OTHER	155,807				155,807			
<b>TOTAL</b>	28,936,415				28,936,415			

**FUNDING**

GENERAL FUNDS	3,344,777				3,344,777			
ST. SUP. SPCL FUNDS								
FEDERAL FUNDS								
OTHER SP. FUNDS	25,591,638				25,591,638			
<b>TOTAL</b>	28,936,415				28,936,415			

**POSITIONS**

GENERAL FTE	28.17				28.17			
ST. SUP. SPCL. FTE								
FEDERAL FTE								
OTHER SP. FTE	214.23				214.23			
<b>TOTAL</b>	242.40				242.40			

**PRIORITY LEVEL :**

--	--	--	--	--	--	--	--	--

**PROGRAM DECISION UNITS**

University of Mississippi

7 - Operation & Maintenance

Name of Agency

Program Name

	A	B	C	D	E			
<b>EXPENDITURES</b>	FY 2020 Appropriated	Escalations By DFA	Non-Recurring Items	Total Funding Change	FY 2021 Total Request			
<b>SALARIES</b>	19,589,839				19,589,839			
GENERAL	3,507,859				3,507,859			
ST. SUP. SPECIAL								
FEDERAL								
OTHER	16,081,980				16,081,980			
<b>TRAVEL</b>	61,249				61,249			
GENERAL	10,968				10,968			
ST. SUP. SPECIAL								
FEDERAL								
OTHER	50,281				50,281			
<b>CONTRACTUAL</b>	18,579,074				18,579,074			
GENERAL	3,326,866				3,326,866			
ST. SUP. SPECIAL	3,296,782				3,296,782			
FEDERAL								
OTHER	11,955,426				11,955,426			
<b>COMMODITIES</b>	1,348,387				1,348,387			
GENERAL	241,449				241,449			
ST. SUP. SPECIAL								
FEDERAL								
OTHER	1,106,938				1,106,938			
<b>CAPTITAL-OTE</b>								
GENERAL								
ST. SUP. SPECIAL								
FEDERAL								
OTHER								
<b>EQUIPMENT</b>	188,848				188,848			
GENERAL	60,524				60,524			
ST. SUP. SPECIAL								
FEDERAL								
OTHER	128,324				128,324			
<b>VEHICLES</b>	149,151				149,151			
GENERAL								
ST. SUP. SPECIAL								
FEDERAL								
OTHER	149,151				149,151			
<b>WIRELESS DEV</b>								
GENERAL								
ST. SUP. SPECIAL								
FEDERAL								
OTHER								
<b>SUBSIDIES</b>	47,245				47,245			
GENERAL								
ST. SUP. SPECIAL								
FEDERAL								
OTHER	47,245				47,245			
<b>TOTAL</b>	39,963,793				39,963,793			

**FUNDING**

GENERAL FUNDS	7,147,666				7,147,666			
ST. SUP. SPCL FUNDS	3,296,782				3,296,782			
FEDERAL FUNDS								
OTHER SP. FUNDS	29,519,345				29,519,345			
<b>TOTAL</b>	39,963,793				39,963,793			

**POSITIONS**

GENERAL FTE	76.06				76.06			
ST. SUP. SPCL. FTE	75.38				75.38			
FEDERAL FTE								
OTHER SP. FTE	273.33				273.33			
<b>TOTAL</b>	424.77				424.77			

**PRIORITY LEVEL :**

--	--	--	--	--	--	--	--	--

**PROGRAM DECISION UNITS**

University of Mississippi

8 - Scholarship & Fellowships

Name of Agency

Program Name

	A	B	C	D	E			
<b>EXPENDITURES</b>	FY 2020 Appropriated	Escalations By DFA	Non-Recurring Items	Total Funding Change	FY 2021 Total Request			
<b>SALARIES</b>								
GENERAL								
ST. SUP. SPECIAL								
FEDERAL								
OTHER								
<b>TRAVEL</b>								
GENERAL								
ST. SUP. SPECIAL								
FEDERAL								
OTHER								
<b>CONTRACTUAL</b>	94,144,130				94,144,130			
GENERAL								
ST. SUP. SPECIAL								
FEDERAL								
OTHER	94,144,130				94,144,130			
<b>COMMODITIES</b>								
GENERAL								
ST. SUP. SPECIAL								
FEDERAL								
OTHER								
<b>CAPTITAL-OTE</b>								
GENERAL								
ST. SUP. SPECIAL								
FEDERAL								
OTHER								
<b>EQUIPMENT</b>								
GENERAL								
ST. SUP. SPECIAL								
FEDERAL								
OTHER								
<b>VEHICLES</b>								
GENERAL								
ST. SUP. SPECIAL								
FEDERAL								
OTHER								
<b>WIRELESS DEV</b>								
GENERAL								
ST. SUP. SPECIAL								
FEDERAL								
OTHER								
<b>SUBSIDIES</b>								
GENERAL								
ST. SUP. SPECIAL								
FEDERAL								
OTHER								
<b>TOTAL</b>	94,144,130				94,144,130			

**FUNDING**

GENERAL FUNDS								
ST. SUP. SPCL FUNDS								
FEDERAL FUNDS								
OTHER SP. FUNDS	94,144,130				94,144,130			
<b>TOTAL</b>	94,144,130				94,144,130			

**POSITIONS**

GENERAL FTE								
ST. SUP. SPCL. FTE								
FEDERAL FTE								
OTHER SP. FTE								
<b>TOTAL</b>								

**PRIORITY LEVEL :**

--	--	--	--	--	--	--	--	--

**PROGRAM DECISION UNITS**

University of Mississippi

9 - Mandatory Transfers

Name of Agency

Program Name

	A	B	C	D	E			
<b>EXPENDITURES</b>	FY 2020 Appropriated	Escalations By DFA	Non-Recurring Items	Total Funding Change	FY 2021 Total Request			
<b>SALARIES</b>								
GENERAL								
ST. SUP. SPECIAL								
FEDERAL								
OTHER								
<b>TRAVEL</b>								
GENERAL								
ST. SUP. SPECIAL								
FEDERAL								
OTHER								
<b>CONTRACTUAL</b>								
GENERAL								
ST. SUP. SPECIAL								
FEDERAL								
OTHER								
<b>COMMODITIES</b>								
GENERAL								
ST. SUP. SPECIAL								
FEDERAL								
OTHER								
<b>CAPTITAL-OTE</b>								
GENERAL								
ST. SUP. SPECIAL								
FEDERAL								
OTHER								
<b>EQUIPMENT</b>								
GENERAL								
ST. SUP. SPECIAL								
FEDERAL								
OTHER								
<b>VEHICLES</b>								
GENERAL								
ST. SUP. SPECIAL								
FEDERAL								
OTHER								
<b>WIRELESS DEV</b>								
GENERAL								
ST. SUP. SPECIAL								
FEDERAL								
OTHER								
<b>SUBSIDIES</b>	1,148,654				1,148,654			
GENERAL								
ST. SUP. SPECIAL								
FEDERAL								
OTHER	1,148,654				1,148,654			
<b>TOTAL</b>	1,148,654				1,148,654			

**FUNDING**

GENERAL FUNDS								
ST. SUP. SPCL FUNDS								
FEDERAL FUNDS								
OTHER SP. FUNDS	1,148,654				1,148,654			
<b>TOTAL</b>	1,148,654				1,148,654			

**POSITIONS**

GENERAL FTE								
ST. SUP. SPCL. FTE								
FEDERAL FTE								
OTHER SP. FTE								
<b>TOTAL</b>								

**PRIORITY LEVEL :**

--	--	--	--	--	--	--	--	--

**PROGRAM DECISION UNITS**

University of Mississippi

10 - Non-Mandatory Transfers

Name of Agency

Program Name

	A	B	C	D	E			
<b>EXPENDITURES</b>	FY 2020 Appropriated	Escalations By DFA	Non-Recurring Items	Total Funding Change	FY 2021 Total Request			
<b>SALARIES</b>								
GENERAL								
ST. SUP. SPECIAL								
FEDERAL								
OTHER								
<b>TRAVEL</b>								
GENERAL								
ST. SUP. SPECIAL								
FEDERAL								
OTHER								
<b>CONTRACTUAL</b>								
GENERAL								
ST. SUP. SPECIAL								
FEDERAL								
OTHER								
<b>COMMODITIES</b>								
GENERAL								
ST. SUP. SPECIAL								
FEDERAL								
OTHER								
<b>CAPTITAL-OTE</b>								
GENERAL								
ST. SUP. SPECIAL								
FEDERAL								
OTHER								
<b>EQUIPMENT</b>								
GENERAL								
ST. SUP. SPECIAL								
FEDERAL								
OTHER								
<b>VEHICLES</b>								
GENERAL								
ST. SUP. SPECIAL								
FEDERAL								
OTHER								
<b>WIRELESS DEV</b>								
GENERAL								
ST. SUP. SPECIAL								
FEDERAL								
OTHER								
<b>SUBSIDIES</b>	2,840,714				2,840,714			
GENERAL								
ST. SUP. SPECIAL								
FEDERAL								
OTHER	2,840,714				2,840,714			
<b>TOTAL</b>	2,840,714				2,840,714			

**FUNDING**

GENERAL FUNDS								
ST. SUP. SPCL FUNDS								
FEDERAL FUNDS								
OTHER SP. FUNDS	2,840,714				2,840,714			
<b>TOTAL</b>	2,840,714				2,840,714			

**POSITIONS**

GENERAL FTE								
ST. SUP. SPCL. FTE								
FEDERAL FTE								
OTHER SP. FTE								
<b>TOTAL</b>								

**PRIORITY LEVEL :**

--	--	--	--	--	--	--	--	--

**PROGRAM NARRATIVE**

Program Data Collected in Accordance with the Mississippi Performance Budget and Strategic Planning Act of 1994  
(To Accompany Form MBR-1-03)

University of Mississippi

1 - Instruction

Name of Agency

Program Name

**I. Program Description:**

This program includes all expenditures that are part of the institution’s teaching program, including both credit and non-credit courses for academic, occupational, and vocational instruction. It includes departmental research and public service not budgeted separately, as well as department chairmen.

**II. Program Objective:**

The goal of the Instruction program is to provide the best and most accessible undergraduate education in the state of Mississippi and to support the economic, health care, and cultural development of the state through excellent graduate and professional degree programs.

**Primary objectives:**

- Raise the level of educational attainment in the state of Mississippi
- Support the economic development of the state of Mississippi by producing graduates in high-need disciplines, including teaching
- Prepare graduates for their professions



**PROGRAM NARRATIVE**

Program Data Collected in Accordance with the Mississippi Performance Budget and Strategic Planning Act of 1994  
(To Accompany Form MBR-1-03)

University of Mississippi

2 - Research

---

Name of Agency

Program Name

**I. Program Description:**

This program includes all expenditures for activities specifically organized to produce research outcomes, whether funded internally or from outside sources, whether they are performed by individuals or research centers, and budgeted separately.

**II. Program Objective:**

The goal of the Research program is to discover, create, and disseminate knowledge for the benefit of society. Through our Research program, the University of Mississippi seeks to meet the human resource needs of Mississippi and its employers by creating new jobs through the commercialization of university-based research. The primary objective of the Research program is to increase individual and collaborative research.

**PROGRAM NARRATIVE**

Program Data Collected in Accordance with the Mississippi Performance Budget and Strategic Planning Act of 1994  
(To Accompany Form MBR-1-03)

University of Mississippi

3 - Public Service

Name of Agency

Program Name

**I. Program Description:**

This program includes funds expended for activities that are established primarily to provide non-instructional services beneficial to individuals and groups external to the institution. These activities include community service programs, cooperative extension services, conferences, institutes, general advisory services, reference bureaus, radio and television, consulting, and similar non-instructional services to particular sectors of the community.

**II. Program Objective:**

The Public Services Program provides non-instructional services beneficial to individuals and groups that are external to the University. Among these activities are publications, consulting, general advisory services, and reference bureaus.

**PROGRAM NARRATIVE**

Program Data Collected in Accordance with the Mississippi Performance Budget and Strategic Planning Act of 1994  
(To Accompany Form MBR-1-03)

University of Mississippi

4 - Academic Support

Name of Agency

Program Name

**I. Program Description:**

This program includes funds expended primarily to provide support services for the institution's primary missions of instruction, research, and public service. It includes: 1) libraries, museums, and galleries, 2) services that directly assist the academic functions of the institution, such as demonstration schools; 3) media; 4) computing support; 5) academic administration and personnel development providing administrative support and management direction to the three primary missions; and 6) separately budgeted support for course and curriculum development.

**II. Program Objective:**

{Objective}

**PROGRAM NARRATIVE**

Program Data Collected in Accordance with the Mississippi Performance Budget and Strategic Planning Act of 1994  
(To Accompany Form MBR-1-03)

University of Mississippi

5 - Student Services

Name of Agency

Program Name

**I. Program Description:**

This program includes funds expended for offices of admissions and registrar and those activities whose primary purpose is to contribute to the student's development outside the formal instruction program. It includes expenditures for student activities, cultural events, student newspaper, intramural athletics, student organizations, supplemental remedial instruction, counseling and career guidance, student aid administration, and student health.

**II. Program Objective:**

Student Services covers the offices of Admissions and Registrar and those activities whose primary function is to contribute to the student's emotional and physical well-being and to his/her intellectual, cultural, and social development outside the context of the formal instruction program. It includes counseling and career guidance.

**PROGRAM NARRATIVE**

Program Data Collected in Accordance with the Mississippi Performance Budget and Strategic Planning Act of 1994  
(To Accompany Form MBR-1-03)

University of Mississippi

6 - Institutional Support

Name of Agency

Program Name

**I. Program Description:**

This program includes expenditures for: 1) central executive level activities concerned with management and long-range planning of the entire institution, such as the governing board, planning and programming, and legal services; 2) fiscal operations, including the investment office, 3) administrative data processing; 4) space management; 5) employee personnel and records; 6) logistical activities that provide procurement, storerooms, safety, security, printing, and transportation services to the institution; 7) support services to faculty and staff that are not operated as auxiliary enterprises; and 8) activities concerned with community and alumni relations, including development and fundraising.

**II. Program Objective:**

Institutional support includes: (1) central executive activities concerned with management and long-term planning for the entire institution; (2) fiscal operations; (3) administrative data processing; (4) space management (5) employee personnel and records ; (6) general administrative expenses; and (7) logistical activities that provide procurement, store rooms, safety and security to the institution. This program includes expenditures for scholarships and fellowships in the form of outright grants to students selected by the institution and financed with current funds, restricted or unrestricted.

**PROGRAM NARRATIVE**

Program Data Collected in Accordance with the Mississippi Performance Budget and Strategic Planning Act of 1994  
(To Accompany Form MBR-1-03)

University of Mississippi

7 - Operation & Maintenance

Name of Agency

Program Name

**I. Program Description:**

This program includes all expenditures of current operating funds for the operation and maintenance of the physical plant. It includes all expenditures for operations established to provide services and maintenance related to grounds and facilities, including utilities, fire protection, property insurance and similar items.

**II. Program Objective:**

{Objective}

**PROGRAM NARRATIVE**

Program Data Collected in Accordance with the Mississippi Performance Budget and Strategic Planning Act of 1994  
(To Accompany Form MBR-1-03)

University of Mississippi

8 - Scholarship & Fellowships

---

Name of Agency

Program Name

**I. Program Description:**

This program includes expenditures for scholarship and fellowships in the form of outright grants to students selected by the institution and financed from current funds, restricted or unrestricted, including trainee stipends, prizes, and awards.

**II. Program Objective:**

{Objective}

**PROGRAM NARRATIVE**

Program Data Collected in Accordance with the Mississippi Performance Budget and Strategic Planning Act of 1994  
(To Accompany Form MBR-1-03)

University of Mississippi

9 - Mandatory Transfers

---

Name of Agency

Program Name

I. Program Description:

{Description}

II. Program Objective:

{Objective}



**PROGRAM NARRATIVE**

Program Data Collected in Accordance with the Mississippi Performance Budget and Strategic Planning Act of 1994  
(To Accompany Form MBR-1-03)

University of Mississippi

10 - Non-Mandatory Transfers

Name of Agency

Program Name

I. Program Description:

{Description}

II. Program Objective:

{Objective}

**Elements of Quality Program Design**

For the Evaluation of Requests to Fund New Programs or New Activity in an Existing Program  
(To Accompany Form MBR-1-03A)

**PROGRAM PERFORMANCE MEASURES**

Program Data Collected in Accordance with the Mississippi Performance Budget and Strategic Planning Act of 1994

University of Mississippi (267-00)

I - Instruction

Name of Agency

PROGRAM NAME

PROGRAM OUTPUTS: (This is the measure of the process necessary to carry on the goals and objectives of this program. This is the volume produced, i.e., how many people served, how many documents generated.)

	FY 2019 APPRO	FY 2019 ACTUAL	FY 2020 ESTIMATED	FY 2021 PROJECTED
1 Average ACT score of entering freshmen.	25.20	25.10	25.10	25.10
2 Number of degrees awarded to adult learners who enter college for the first time at age 23 or older.	9.00	11.00	11.00	11.00
3 Percentage of degrees awarded in 4 years to adult learners who enter college for the first time age 23 or older.	33.30	36.40	36.40	36.40
4 Percentage of degrees awarded in 6 years to adult learners who enter college for the first time age 23 or older.	33.30	36.40	36.40	36.40
5 Percentage of degrees awarded in 8 years to adult learners who enter college for the first time age 23 or older.	33.30	36.40	36.40	36.40
6 Number of graduate degrees awarded.	1,528.00	1,491.00	1,491.00	1,491.00
7 Number of entering students who are enrolled in intermediate (remedial) courses during their first year.	469.00	459.00	459.00	459.00
8 Percentage of entering students who are enrolled in intermediate (remedial) courses during their first year.	11.90	12.40	12.40	12.40
9 Number of entering students who are enrolled in intermediate (remedial) courses during their first year, broken out by math only.	361.00	324.00	324.00	324.00
10 Percentage of entering students who are enrolled in intermediate (remedial) courses during their first year, broken out by math only.	9.10	8.80	8.80	8.80
11 Number of entering students who are enrolled in intermediate (remedial) courses during their first year, broken out by English/reading only.	52.00	48.00	48.00	48.00
12 Percentage of entering students who are enrolled in intermediate (remedial) courses during their first year, broken out by English/reading only.	1.30	1.30	1.30	1.30
13 Number of entering students who are enrolled in intermediate (remedial) courses during their first year, in both math and English/reading simultaneously.	56.00	87.00	87.00	87.00
14 Percentage of entering students who are enrolled in intermediate (remedial) courses during their first year, in both math and English/reading simultaneously.	1.40	2.40	2.40	2.40
15 Number of graduate degrees awarded in science, technology, engineering, and math.	174.00	183.00	183.00	183.00
16 Percentage of graduate degrees awarded in science, technology, engineering, and math.	17.10	18.40	18.40	18.40

PROGRAM EFFICIENCIES: (This is the measure of the cost, unit cost or productivity associated with a given outcome or output. This measure indicates linkage between services and funding, i.e., cost per investigation, cost per student or number of days to complete investigation.)

	FY 2019 APPRO	FY 2019 ACTUAL	FY 2020 ESTIMATED	FY 2021 PROJECTED
1 Percentage of fall intermediate (remedial) math students completing the (remedial math) course within two years. 68.8 70.7	86.10	84.40	84.40	84.40
2 Percentage of fall intermediate (remedial) English/reading students completing the (remedial English/reading) course within 2 years.	83.30	83.00	83.00	83.00
3 First-year retention rate (from fall to fall) for entering full-time freshmen.	85.30	85.20	85.20	85.20
4 Percentage of full-time students completing 24 credit hours within one academic year.	80.70	81.30	81.30	81.30

**PROGRAM PERFORMANCE MEASURES**

Program Data Collected in Accordance with the Mississippi Performance Budget and Strategic Planning Act of 1994

University of Mississippi (267-00)	1 - Instruction			
Name of Agency	PROGRAM NAME			
5 Percentage of part-time students completing 12 credit hours within one academic year.	50.70	43.96	43.96	43.96
6 Number of undergraduate degrees awarded per 100 undergraduate full-time equivalent (FTE) enrollment.	22.30	21.70	21.70	21.70
7 Student graduation rates (first-time freshmen cohort students graduating within 4 years).	39.10	37.00	37.00	37.00
8 Student graduation rates (first-time freshmen cohort students graduating within 6 years).	61.10	61.40	61.40	61.40
9 Student graduation rates (first-time freshmen cohort students graduating within 8 years).	63.30	63.80	63.80	63.80
10 Percentage of Mississippi median family income required to cover tuition and fees at Mississippi public four-year higher educational institutions (ACS Median Household Income \$39,464).	39.70	41.60	41.60	41.60
11 Dollars spent on remedial coursework.	201,379.00	257,293.00	257,293.00	257,293.00
12 Percentage of teaching faculty with terminal degrees (doctorate and first professional degrees).	82.30	83.30	83.30	83.30
13 Percentage of enrolled graduate students who complete graduate degree.	79.10	71.60	71.60	71.60
14 Total state expenditures per total FTE student.	15,772.00	16,305.00	16,305.00	16,305.00
15 Number of graduate degrees awarded per 100 graduate FTE enrollment.	44.20	44.20	44.20	44.20
16 Number of students completing 30 hours.	4,482.00	4,395.00	4,395.00	4,395.00
17 Number of students completing 60 hours.	3,299.00	3,534.00	3,534.00	3,534.00

**PROGRAM OUTCOMES:** (This is the measure of the quality or effectiveness of the services provided by this program. This measure provides an assessment of the actual impact or public benefit of your agency's actions. This is the results produced, i.e., increased customer satisfaction by x% within a 12-month period, reduce the number of traffic fatalities due to drunk drivers within a 12-month period.

	FY 2019 APPRO	FY 2019 ACTUAL	FY 2020 ESTIMATED	FY 2021 PROJECTED
1 Percentage of state's population age 25 years and over with a bachelor's degree or higher.	21.00	21.30	21.30	21.30
2 Number of graduates in high-need disciplines (Science, technology, engineering, & math).	695.00	709.00	709.00	709.00
3 Number of graduates in high-need disciplines (Education).	268.00	206.00	206.00	206.00
4 Number of graduates in high-need disciplines (Health).	117.00	109.00	109.00	109.00
5 Number of graduates in high-need disciplines (Science, technology, engineering, math, education, and nursing combined).	1,080.00	1,024.00	1,024.00	1,024.00
6 Number of graduates in teaching from Mississippi public higher educational institutions.	284.00	220.00	220.00	220.00
7 Licensure exam pass rates for graduates with four year degrees (undergraduate Praxis).	87.40	84.20	84.20	84.20
8 Licensure exam pass rates for graduates with four year degrees (NCLEX-RN).	95.00	96.40	96.40	96.40
9 Licensure exam pass rates for graduates with four year degrees (other undergraduate licensure).	78.60	78.60	78.60	78.60
10 Licensure exam pass rates for graduates with four year degrees (All undergraduate licensure pass rates).	87.00	85.00	85.00	85.00
11 Licensure exam pass rate for graduate school graduates (graduate Praxis).	85.20	85.20	85.20	85.20

**PROGRAM PERFORMANCE MEASURES**

Program Data Collected in Accordance with the Mississippi Performance Budget and Strategic Planning Act of 1994

University of Mississippi (267-00)	1 - Instruction			
Name of Agency	PROGRAM NAME			
12 Licensure exam pass rate for graduate school graduates (other licensure).	94.30	94.30	94.30	94.30
13 Licensure exam pass rate for graduate school graduates (All graduate licensure pass rates).	92.80	92.80	92.80	92.80
14 Number of undergraduate degrees awarded.	3,394.00	4,214.00	4,214.00	4,214.00
15 Number of degrees (Graduate & Undergraduate) awarded in the STEM Field.	695.00	709.00	709.00	709.00
16 Number of degrees (Graduate & Undergraduate) awarded in the Health Field.	117.00	109.00	109.00	109.00
17 Number of degrees (Graduate & Undergraduate) awarded in the Education Field.	268.00	206.00	206.00	206.00

**PROGRAM PERFORMANCE MEASURES**

Program Data Collected in Accordance with the Mississippi Performance Budget and Strategic Planning Act of 1994

University of Mississippi (267-00)

2 - Research

Name of Agency

PROGRAM NAME

PROGRAM OUTPUTS: (This is the measure of the process necessary to carry on the goals and objectives of this program. This is the volume produced, i.e., how many people served, how many documents generated.)

	FY 2019 APPRO	FY 2019 ACTUAL	FY 2020 ESTIMATED	FY 2021 PROJECTED
1 Dollar value of total external research grants and contracts awarded to Mississippi public universities.	114,577,193.0	101,549,084.0	101,549,084.0	101,549,084.0
	0	0	0	0
2 Percentage of external research grants and contracts awarded to Mississippi public universities from federal sources.	67.80	75.40	75.40	75.40

PROGRAM OUTCOMES: (This is the measure of the quality or effectiveness of the services provided by this program. This measure provides an assessment of the actual impact or public benefit of your agency's actions. This is the results produced, i.e., increased customer satisfaction by x% within a 12-month period, reduce the number of traffic fatalities due to drunk drivers within a 12-month period.

	FY 2019 APPRO	FY 2019 ACTUAL	FY 2020 ESTIMATED	FY 2021 PROJECTED
1 Number of patents obtained by Mississippi public universities in emerging technologies.	5.00	3.00	3.00	3.00

**PROGRAM 3% GENERAL FUND REDUCTION AND NARRATIVE EXPLANATION**

University of Mississippi (267-00)

	Fiscal Year 2020 Funding			FY 2020 GF PERCENT REDUCED
	Total Funds	Reduced Amount	Reduced Funding Amount	

<b>Program Name:</b> (1) Instruction				
General	46,328,007	(531,567)	45,796,440	(1.15%)
State Support Special	13,124,761		13,124,761	
Federal				
Other Special	101,602,440		101,602,440	
<b>TOTAL</b>	<b>161,055,208</b>	<b>(531,567)</b>	<b>160,523,641</b>	

**Narrative Explanation:**

<b>Program Name:</b> (2) Research				
General	1,334,018	(20,875)	1,313,143	(1.56%)
State Support Special				
Federal				
Other Special	7,731,934		7,731,934	
<b>TOTAL</b>	<b>9,065,952</b>	<b>(20,875)</b>	<b>9,045,077</b>	

**Narrative Explanation:**

<b>Program Name:</b> (3) Public Service				
General				
State Support Special				
Federal				
Other Special	982,217		982,217	
<b>TOTAL</b>	<b>982,217</b>		<b>982,217</b>	

**Narrative Explanation:**

<b>Program Name:</b> (4) Academic Support				
General	5,266,786	(293,770)	4,973,016	(5.58%)
State Support Special				
Federal				
Other Special	30,153,410		30,153,410	
<b>TOTAL</b>	<b>35,420,196</b>	<b>(293,770)</b>	<b>35,126,426</b>	

**Narrative Explanation:**

<b>Program Name:</b> (5) Student Services				
General	2,033,823	(128,030)	1,905,793	(6.30%)
State Support Special				
Federal				
Other Special	12,323,157		12,323,157	
<b>TOTAL</b>	<b>14,356,980</b>	<b>(128,030)</b>	<b>14,228,950</b>	

**Narrative Explanation:**

**PROGRAM 3% GENERAL FUND REDUCTION AND NARRATIVE EXPLANATION**

University of Mississippi (267-00)

	Fiscal Year 2020 Funding			FY 2020 GF PERCENT REDUCED
	Total Funds	Reduced Amount	Reduced Funding Amount	

Program Name: (6) Institutional Support				
General	3,344,777	(427,760)	2,917,017	(12.79%)
State Support Special				
Federal				
Other Special	25,591,638		25,591,638	
<b>TOTAL</b>	<b>28,936,415</b>	<b>(427,760)</b>	<b>28,508,655</b>	
Narrative Explanation:				

Program Name: (7) Operation & Maintenance				
General	7,147,666	(561,650)	6,586,016	(7.86%)
State Support Special	3,296,782		3,296,782	
Federal				
Other Special	29,519,345		29,519,345	
<b>TOTAL</b>	<b>39,963,793</b>	<b>(561,650)</b>	<b>39,402,143</b>	
Narrative Explanation:				

Program Name: (8) Scholarship & Fellowships				
General				
State Support Special				
Federal				
Other Special	94,144,130		94,144,130	
<b>TOTAL</b>	<b>94,144,130</b>		<b>94,144,130</b>	
Narrative Explanation:				

Program Name: (9) Mandatory Transfers				
General				
State Support Special				
Federal				
Other Special	1,148,654		1,148,654	
<b>TOTAL</b>	<b>1,148,654</b>		<b>1,148,654</b>	
Narrative Explanation:				

Program Name: (10) Non-Mandatory Transfers				
General				
State Support Special				
Federal				
Other Special	2,840,714		2,840,714	



**PROGRAM 3% GENERAL FUND REDUCTION AND NARRATIVE EXPLANATION**

University of Mississippi (267-00)

	Fiscal Year 2020 Funding			FY 2020 GF PERCENT REDUCED
	Total Funds	Reduced Amount	Reduced Funding Amount	
<b>TOTAL</b>	<b>2,840,714</b>		<b>2,840,714</b>	

**Narrative Explanation:**

<b>Program Name:</b> (99) Summary of All Programs				
General	65,455,077	(1,963,652)	63,491,425	(3.00%)
State Support Special	16,421,543		16,421,543	
Federal				
Other Special	306,037,639		306,037,639	
<b>TOTAL</b>	<b>387,914,259</b>	<b>(1,963,652)</b>	<b>385,950,607</b>	

**BOARD OF TRUSTEES OF STATE INSTITUTIONS OF HIGHER LEARNING MEMBERS**

University of Mississippi (267-00)  
Name of Agency

A. Explain Rate and manner in which board members are reimbursed:

Board members are reimbursed through the Institution of Higher Learning System Administration budget with a per diem of \$40 plus expenses.

B. Estimated number of meetings FY 2020:

12 (Twelve)

<b>C. Names of Members</b>	<b>City, Town, Residence</b>	<b>Appointed By</b>	<b>Date of Appointment</b>	<b>Length of Term</b>
1. Dr. J. Walt Starr	Columbus, MS	Bryant	5- 8- 2015	9 years
2. Mr. Shane Hooper	Tupelo, MS	Bryant	5- 8- 2012	9 years
3. Mr. Hal Parker	Bolton, MS	Bryant	5- 8- 2012	9 years
4. Dr. Steven Cunningham	Hattiesburg, MS	Bryant	5- 8- 2018	9 years
5. Mr. Tom Duff	Hattiesburg, MS	Bryant	5- 8- 2015	9 years
6. Dr. Bradford J. Dye, III	Oxford, MS	Bryant	5- 8- 2012	9 years
7. Justice Ann H. Lamar	Senatobia, MS	Bryant	2- 8- 2017	4 years
8. Ms. Jeanne Carter Luckey	Ocean Springs, MS	Bryant	5- 8- 2018	9 years
9. Mr. Bruce Martin	Meridian, MS	Bryant	5- 8- 2018	9 years
10. Dr. Alfred E. McNair, Jr.	Gautier, MS	Bryant	5- 8- 2015	9 years
11. Mr. Chip Morgan	Leland, MS	Bryant	5- 8- 2015	9 years
12. Mr. Powell "Gee" Ogletree, Jr.	Jackson, MS	Bryant	5- 8- 2018	9 years

Identify Statutory Authority (Code Section or Executive Order Number)\*

*Constitutional Amendment 213A of the Constitution of the State of Mississippi.*

\*If Executive Order, please attach copy.

**SCHEDULE B  
CONTRACTUAL SERVICES**

University of Mississippi (267-00)

Name of Agency

MINOR OBJECT OF EXPENDITURE	(1) Actual Expenses FY Ending June 30, 2019	(2) Estimated Expenses FY Ending June 30, 2020	(3) Requested for FY Ending June 30, 2021
<b>A. Tuition, Rewards &amp; Awards (61050xxx-61080xxx)</b>			
55130 Scholarships	89,355,749	94,144,130	94,144,130
<b>Total</b>	<b>89,355,749</b>	<b>94,144,130</b>	<b>94,144,130</b>
<b>B. Transportation &amp; Utilities (61100xxx-61200xxx)</b>			
55210 Postage And Post Office Charges	254,095	254,095	254,095
55260 Shipping Costs	26,386	26,386	26,386
55310 Electricity	9,139,436	9,139,436	9,139,436
55320 Gas	1,266,566	1,266,566	1,266,566
55330 Water	141,442	142,856	142,856
55340 Sewer	116,757	117,925	117,925
55350 Sanitation	63,769	63,769	63,769
<b>Total</b>	<b>11,008,451</b>	<b>11,011,033</b>	<b>11,011,033</b>
<b>C. Public Information (61300xxx-6131xxxx)</b>			
55410 Advertising	168,820	168,820	168,820
55420 Publicity And Public Information	9,546	9,546	9,546
<b>Total</b>	<b>178,366</b>	<b>178,366</b>	<b>178,366</b>
<b>D. Rents (61400xxx-61490xxx)</b>			
55510 Rental Of Buildings And Floor Space	404,620	424,851	424,851
55520 Rental Of Land	3,900	3,900	3,900
55530 Rental Of Office Equipment	181,710	185,344	185,344
55590 Other Rental	312,255	312,255	312,255
<b>Total</b>	<b>902,485</b>	<b>926,350</b>	<b>926,350</b>
<b>E. Repairs &amp; Service (61500xxx)</b>			
55620 Repair And Servicing - Buildings And Gro	4,654,910	4,748,008	4,748,008
55630 Repair And Servicing Farm Equipment	9,484	9,484	9,484
55640 Repairing And Servicing Vehicles	11,945	12,542	12,542
55650 Repairing And Servicing Office Equipment	2,837	2,979	2,979
55660 Maintenance Contracts - Equipment	369,637	388,119	388,119
55670 Repair And Service Medical Equipment	120	120	120
55690 Repairing And Servicing Other Equipment	268,818	282,259	282,259
<b>Total</b>	<b>5,317,751</b>	<b>5,443,511</b>	<b>5,443,511</b>
<b>F. Fees, Professional &amp; Other Services (6161xxxx-61699xxx)</b>			
55710 Engineering	15,412	15,412	15,412
55730 Auditing Fees	126,480	130,274	130,274

**SCHEDULE B  
CONTRACTUAL SERVICES**

University of Mississippi (267-00)

Name of Agency

MINOR OBJECT OF EXPENDITURE	(1) Actual Expenses FY Ending June 30, 2019	(2) Estimated Expenses FY Ending June 30, 2020	(3) Requested for FY Ending June 30, 2021
55740 Medical Fees	44,444	56,444	56,444
55760 Legal Fees	198,908	202,886	202,886
55770 Laboratory and Testing Fees	7,121	7,121	7,121
55775 Animal Care Charges	1,368	1,368	1,368
55780 Consultant Expense Reimbursement	104,144	111,955	111,955
55785 Non-Consultant Expense Reimbursement	16,895	16,895	16,895
55790 Other Professional Fees and Services	1,584,727	1,894,727	1,894,727
<b>Total</b>	<b>2,099,499</b>	<b>2,437,082</b>	<b>2,437,082</b>
<b>G. Other Contractual Services (61700xxx-61790xxx, 61900xxx)</b>			
55810 Insurance And Fidelity Bonds	1,382,966	1,382,966	1,382,966
55820 Dues	462,957	486,105	486,105
55830 Laundry, Dry Cleaning And Towel Service	5,201	5,461	5,461
55840 Subscriptions	236,750	254,506	254,506
<b>Total</b>	<b>2,087,874</b>	<b>2,129,038</b>	<b>2,129,038</b>
<b>H. Information Technology (61800xxx-61890xxx)</b>			
55220 Telephone - Local Service	1,089,463	1,089,463	1,089,463
55230 Telephone - Long Distance	32,987	32,987	32,987
55240 Telephone - Installations & Maintenance	411,670	424,020	424,020
55245 Telephone - Cellular	6,413	7,696	7,696
55250 Cable T.V.	11,660	11,660	11,660
55870 Computer Software Acquisitions	126,679	236,381	236,381
55880 Computer Software Maintenance	1,948,065	1,948,065	1,948,065
<b>Total</b>	<b>3,626,937</b>	<b>3,750,272</b>	<b>3,750,272</b>
<b>I. Other (61910xxx-61990xxx)</b>			
Capital Expense Fund		3,296,782	3,296,782
55855 Student Recruiting Costs	26,852	28,195	28,195
55860 Employee Recruitment Costs	149,475	156,949	156,949
55865 Employee Moving	71,287	71,287	71,287
55890 Other Contractual Service	5,970,928	6,079,114	6,079,114
55891 Provision for Bad Debts	2,238	2,238	2,238
55895 Accreditation and Review	39,771	41,760	41,760
<b>Total</b>	<b>6,260,551</b>	<b>9,676,325</b>	<b>9,676,325</b>
<b>Grand Total</b> <i>(Enter on Line 1-B of Form MBR-1)</i>	<b>120,837,663</b>	<b>129,696,107</b>	<b>129,696,107</b>

<b>Funding Summary:</b>			
-------------------------	--	--	--

**SCHEDULE B  
CONTRACTUAL SERVICES**

University of Mississippi (267-00)

Name of Agency

MINOR OBJECT OF EXPENDITURE	(1) Actual Expenses FY Ending June 30, 2019	(2) Estimated Expenses FY Ending June 30, 2020	(3) Requested for FY Ending June 30, 2021
General Funds	6,400,918	6,694,362	6,694,362
State Support Special Funds		3,296,782	3,296,782
Federal Funds			
Other Special Funds	114,436,745	119,704,963	119,704,963
<b>Total Funds</b>	<b>120,837,663</b>	<b>129,696,107</b>	<b>129,696,107</b>

**SCHEDULE C  
COMMODITIES**

University of Mississippi (267-00)

Name of Agency

MINOR OBJECT OF EXPENDITURE	(1) Actual Expenses FY Ending June 30, 2019	(2) Estimated Expenses FY Ending June 30, 2020	(3) Requested for FY Ending June 30, 2021
<b>A. Maintenance &amp; Constr. Materials &amp; Supplies (62000xxx, 62015xxx)</b>			
56010 Land Improvement Supplies	304,589	304,589	304,589
56020 Building Construction Supplies	50,150	50,150	50,150
56030 Paints and Preservatives	54,329	54,329	54,329
56040 Hardware Supplies	1,415	1,415	1,415
56050 Custodial Supplies and Cleaning Agents	22,716	22,716	22,716
56090 Other Maintenance Materials	599,822	599,822	599,822
<b>Total</b>	<b>1,033,021</b>	<b>1,033,021</b>	<b>1,033,021</b>
<b>B. Printing &amp; Office Supplies &amp; Materials (62010xxx, 62085xxx, 62100xxx, 62125xxx, 62400xxx)</b>			
56110 Printing, Binding, and Padding	666,970	666,970	666,970
56120 Printing Duplication and Reproduction	180,336	180,336	180,336
56130 Office Supplies/Material - Campus Store	357,610	357,610	357,610
56140 Purchased Instructional Materials	76,562	76,562	76,562
<b>Total</b>	<b>1,281,478</b>	<b>1,281,478</b>	<b>1,281,478</b>
<b>C. Equipment Repair Parts, Supplies &amp; Acces. (6205xxxx, 62072xxx, 62110xxx, 62115xxx, 62120xxx, 62130xxx)</b>			
56210 Fuels	215,481	190,481	190,481
56220 Lubricating Oils and Greases	8,460	8,460	8,460
56230 Tires and Tubes	19,263	19,263	19,263
56240 Repair and Replacement Parts	71,698	56,698	56,698
56250 Shop Supplies	104,642	104,642	104,642
56290 Other Equipment Repair Parts and Supplie	107,480	107,480	107,480
<b>Total</b>	<b>527,024</b>	<b>487,024</b>	<b>487,024</b>
<b>D. Professional &amp; Sci. Supplies and Materials (62025xxx, 62030xxx, 62070xxx, 62095xxx, 62105xxx, 6212xxxx)</b>			
56310 Lab and Testing Supplies - Biology	130,942	130,942	130,942
56320 Photographic and Reproduction Supplies	23,231	23,231	23,231
56380 Medical Supplies	91,126	91,126	91,126
56390 Other Professional and Scientific Suppli	50,218	50,218	50,218
<b>Total</b>	<b>295,517</b>	<b>295,517</b>	<b>295,517</b>
<b>E. Other Supplies &amp; Materials (62005xxx, 62015xxx, 62020xxx, 62035xxx, 62040xxx, 62045xxx, 62060xxx, 62065xxx, 62075xxx-62080xxx, 62090xxx, 62115xxx, 62135xxx, 62140xxx, 62405xxx, 62415xxx, 62500xxx-62999xxx)</b>			
56410 Small Tools	31,200	31,200	31,200
56420 Radio/Television Supplies and Repair	11,821	11,821	11,821
56430 Clothes and Dry Goods for Persons	52,187	47,187	47,187
56440 Food for Persons	637,756	612,756	612,756
56450 Food for Animals	1,353	1,353	1,353

**SCHEDULE C  
COMMODITIES**

University of Mississippi (267-00)

Name of Agency

MINOR OBJECT OF EXPENDITURE	(1) Actual Expenses FY Ending June 30, 2019	(2) Estimated Expenses FY Ending June 30, 2020	(3) Requested for FY Ending June 30, 2021
56460 Seed and Plants	54,118	54,118	54,118
56470 Fertilizer and Chemicals	141,814	141,814	141,814
56480 Expendable Equipment	208,145	208,145	208,145
56490 Other Supplies and Materials	633,516	628,296	628,296
<b>Total</b>	<b>1,771,910</b>	<b>1,736,690</b>	<b>1,736,690</b>
<b>Grand Total</b> <i>(Enter on Line 1-C of Form MBR-1)</i>	<b>4,908,950</b>	<b>4,833,730</b>	<b>4,833,730</b>
<b>Funding Summary:</b>			
General Funds	1,082,664	1,010,992	1,010,992
State Support Special Funds			
Federal Funds			
Other Special Funds	3,826,286	3,822,738	3,822,738
<b>Total Funds</b>	<b>4,908,950</b>	<b>4,833,730</b>	<b>4,833,730</b>

**SCHEDULE D-1  
CAPITAL OUTLAY  
OTHER THAN EQUIPMENT**

University of Mississippi (267-00)

Name of Agency

MINOR OBJECT OF EXPENDITURE	(1) Actual Expenses FY Ending June 30, 2019	(2) Estimated Expenses FY Ending June 30, 2020	(3) Requested for FY Ending June 30, 2021
<b>B. Buildings &amp; Improvements (63100xxx)</b>			
58150 Historical Articles and Museums	630	630	630
58160 Library Books	231,090	231,090	231,090
58170 Periodicals (Libraries Only)	4,455,020	4,455,020	4,455,020
58175 Periodical Binding (Libraries Only)	10,805	10,805	10,805
58185 Microfilms (Libraries Only)	18,979	18,979	18,979
58189 Audio-Visual Materials (Libraries Only)	28,953	28,953	28,953
<b>Total</b>	<b>4,745,477</b>	<b>4,745,477</b>	<b>4,745,477</b>
<b>Grand Total</b> <i>(Enter on Line 1-D-1 of Form MBR-1)</i>	<b>4745477</b>	<b>4745477</b>	<b>4745477</b>
<b>Funding Summary:</b>			
General Funds	940,022	747,120	747,120
State Support Special Funds			
Federal Funds			
Other Special Funds	3,805,455	3,998,357	3,998,357
<b>Total Funds</b>	<b>4,745,477</b>	<b>4,745,477</b>	<b>4,745,477</b>



**SCHEDULE D-2  
CAPITAL OUTLAY EQUIPMENT**

University of Mississippi (267-00)

Name of Agency

EQUIPMENT BY ITEM	Act. FY Ending June 30, 2019		Est. FY Ending June 30, 2020		Req. FY Ending June 30, 2021	
	No. of Units	Total Cost	No. of Units	Total Cost	No. of Units	Total Cost

<b>B. Road Machinery, Farm &amp; Other Equipment (63300xxx)</b>						
Farm Equipment	1	93,451	1	93,451	1	93,451
<b>Total</b>		<b>93,451</b>		<b>93,451</b>		<b>93,451</b>

<b>C. Office Machines, Furniture, Fixtures, Equip. (63200xxx)</b>						
Office Machines, Furniture, Fixtures, and Equip	1	254,059	1	254,059	1	254,059
<b>Total</b>		<b>254,059</b>		<b>254,059</b>		<b>254,059</b>

<b>D. IS Equipment (DP &amp; Telecommunications) (63200xxx)</b>						
Data Processing Equipment	1	812,326	1	778,138	1	778,138
Radio and Television Equipment	1	27,739	1	27,739	1	27,739
<b>Total</b>		<b>840,065</b>		<b>805,877</b>		<b>805,877</b>

<b>F. Other Equipment (63200xxx)</b>						
Scientific Equipment	1	237,961	1	237,961	1	237,961
Other Equipment	1	425,046	1	425,046	1	425,046
<b>Total</b>		<b>663,007</b>		<b>663,007</b>		<b>663,007</b>

<b>Grand Total</b> <i>(Enter on Line 1-D-2 of Form MBR-1)</i>		<b>1,850,582</b>		<b>1,816,394</b>		<b>1,816,394</b>
--	--	------------------	--	------------------	--	------------------

<b>Funding Summary:</b>						
General Funds		438,146		403,026		403,026
State Support Special Funds						
Federal Funds						
Other Special Funds		1,412,436		1,413,368		1,413,368
<b>Total Funds</b>		<b>1,850,582</b>		<b>1,816,394</b>		<b>1,816,394</b>

**SCHEDULE D-3  
PASSENGER/WORK VEHICLES**

University of Mississippi (267-00)

Name of Agency

MINOR OBJECT OF EXPENDITURE	Vehicle Inventory June 30, 2019	Act. FY Ending June 30, 2019		Est. FY Ending June 30, 2020		Req. FY Ending June 30, 2021	
		No. of Units	Total Cost	No. of Units	Total Cost	No. of Units	Total Cost

<b>A. Passenger &amp; Work Vehicles (63300xxx)</b>							
58220 Pick-up Truck	127	11	172,251	11	172,251	1	172,251
<b>Total (A)</b>	<b>127</b>	<b>11</b>	<b>172,251</b>	<b>11</b>	<b>172,251</b>	<b>1</b>	<b>172,251</b>

<b>GRAND TOTAL</b> <i>(Enter on Line 1-D-3 of Form MBR-1)</i>	<b>172,251</b>	<b>172,251</b>	<b>172,251</b>
--	----------------	----------------	----------------

<b>Funding Summary:</b>			
General Funds			
State Support Special Funds			
Federal Funds			
Other Special Funds	172,251	172,251	172,251
<b>Total Funds</b>	<b>172,251</b>	<b>172,251</b>	<b>172,251</b>

**SCHEDULE D-4  
WIRELESS COMMUNICATION DEVICES**

University of Mississippi (267-00)  
Name of Agency \_\_\_\_\_

MINOR OBJECT OF EXPENDITURE	Device Inventory June 30, 2019	Act. FY Ending June 30, 2019		Est. FY Ending June 30, 2020		Req. FY Ending June 30, 2021	
		No. of Devices	Actual Cost	No. of Devices	Estimated Cost	No. of Devices	Requested Cost

<b>Grand Total</b> <i>(Enter on Line 1-D-4 of Form MBR-1)</i>							
--	--	--	--	--	--	--	--

<b>Funding Summary:</b>							
General Funds							
State Support Special Funds							
Federal Funds							
Other Special Funds							
<b>Total Funds</b>							

**SCHEDULE E  
SUBSIDIES, LOANS & GRANTS**

University of Mississippi (267-00)

Name of Agency

MINOR OBJECT OF EXPENDITURE	(1) Actual Expenses FY Ending June 30, 2019	(2) Estimated Expenses FY Ending June 30, 2020	(3) Requested for FY Ending June 30, 2021
<b>D. Debt Service &amp; Judgments (67205xxx-67255xxx, 68205xxx-68430xxx, 70040xxx)</b>			
59101 Debt Service	170,040	170,040	170,040
<b>Total</b>	<b>170,040</b>	<b>170,040</b>	<b>170,040</b>
<b>E. Other (67000xxx-67019xxx, 67021xxx-67199xxx, 67998xxx, 68500xxx-68860xxx, 70045xxx-70080xxx, 80000xxx-80500xxx)</b>			
59100 Matching Grants & Contracts	978,614	978,614	978,614
59247 Other Non-Mandatory Transfers	7,977,270	7,984,470	7,984,470
<b>Total</b>	<b>8,955,884</b>	<b>8,963,084</b>	<b>8,963,084</b>
<b>Grand Total</b> <i>(Enter on Line 1-E of Form MBR-1)</i>	<b>9,125,924</b>	<b>9,133,124</b>	<b>9,133,124</b>
<b>Funding Summary:</b>			
General Funds	360,000	360,000	360,000
State Support Special Funds			
Federal Funds			
Other Special Funds	8,765,924	8,773,124	8,773,124
<b>Total Funds</b>	<b>9,125,924</b>	<b>9,133,124</b>	<b>9,133,124</b>

**NARRATIVE**  
**2021 BUDGET REQUEST**

University of Mississippi (267-00)

---

Name of Agency

The University of Mississippi is a public, comprehensive, research institution that exists to enhance the educational, economic, healthcare, social and cultural foundations of the state, region, and nation. As the oldest public institution of higher learning in the state and as a Carnegie Research University (high research activity), the University's primary functions are the creation, dissemination, and application of knowledge through a variety of undergraduate, graduate and professional programs and public service activities. The University's main campus in Oxford emphasizes a traditional, residential educational experience, with a central College of Liberal Arts and several professional schools.

The mission of the University of Mississippi is to create, evaluate, share, and apply knowledge in a free, open, and inclusive environment of intellectual inquiry. Building upon a distinguished foundation in the liberal arts, the state's first comprehensive university serves the people of Mississippi and the world through a breadth of academic, research, professional, and service programs. The University of Mississippi provides an academic experience that emphasizes critical thinking; promotes research and creative achievement to advance society; uses its expertise to engage and transform communities; challenges and inspires a diverse community of undergraduate, graduate, and professional students; offers enriching opportunities outside the classroom; supports lifelong learning; and develops a sense of global responsibility.

The University has seven priority areas:

- Undergraduate Education and Student Success
- Graduate and Professional Education
- Research, Scholarship, Innovation, and Creativity
- The Collegiate Experience
- Faculty
- Staff
- Transformation through Service

In pursuit of these priorities, the University adheres to seven key principles that are common to all areas:

- Quality and Focus – rigorously pursue quality and focus in our pursuits
- Beyond Borders – work across national and cultural borders
- Creativity: Arts and Innovation – foster creativity and innovation
- Diversity and Inclusion – foster and embrace diversity
- Organizational Stewardship and Sustainability – embrace and pursue efficiency and responsible use of resources
- Blue Sky – think big and question fundamental assumptions that might limit possibilities
- Hospitality and Community –foster community and strengthen relationships

The University's strong programs and units are poised to deliver the education, generate the research, and deliver the service that will result as we focus on these priorities. Instruction builds upon a central College of Liberal Arts, with programs through the doctorate in the sciences, humanities, social sciences, and the arts. The professional schools provide programs, including continuing education programs, for preparing the following: K-12 and higher education teachers and administrators; lawyers and legal professionals; engineers in a variety of specialty areas; accountancy and business professionals; pharmacists, health care and applied human sciences professionals. Academic programs also include the Sally McDonnell Barksdale Honors College, the Lott Leadership Institute, the Croft Institute for International Studies, and the Center for Manufacturing Excellence. Many of these programs are nationally recognized.

The University will produce research and scholarships that are nationally recognized, and support the economic and cultural development of the state, the region, and the nation. The mission to generate new knowledge extends to the sciences, humanities, social sciences, engineering, business, accountancy, applied sciences, and educational pedagogy. Research programs include the National Center for Physical Acoustics, the Institute of Child Nutrition, the National Center for Natural Products Research, and the National Center for Computational Hydroscience and Engineering.

The University will be a leader in providing service to the public, through the application and dissemination of its expertise and knowledge, in Mississippi, the region, and the nation. This public service function is fulfilled through a variety of outreach programs involving almost all academic disciplines and extending across northern Mississippi and reaching statewide and beyond in some cases. The University's reach will be enhanced and extended by our McLean Institute for Community Engagement.

**OUT-OF-STATE TRAVEL  
FISCAL YEAR 2021**

University of Mississippi (267-00)

Name of Agency

Note: All expenditures recorded on this form must be totaled and said total must agree with the out-of-state travel amount indicated for FY 2019 on Form Mbr-1, line 1.A.2.b.

<b>Employee's Name</b>	<b>Destination</b>	<b>Purpose</b>	<b>Travel Cost</b>	<b>Funding Source</b>
ABADIE	LOS ANGELES CA	ADOBE MAX CONFERENCE	2,723	General/Tuition /Other
ADCOCK	NEW ORLEANS LA	TEACHING PROFESSOR CONF	1,573	General/Tuition /Other
ADCOCK	BOSTON MA	AACP MEETING	1,744	General/Tuition /Other
ADCOCK	PENTAGON CITY VA	NAP ANNUAL MTG	2,614	General/Tuition /Other
ADDOH	MEMPHIS TN	DEAN OF SAS SEARCH INTERV	237	General/Tuition /Other
ADDOH	DALLAS TX	DNPT CONFERENCE	300	General/Tuition /Other
ADDOH	SALT LAKE CITY UT	2ND ANNUAL TRANS HYPER SYMP	298	General/Tuition /Other
ADHIKARI	AUGUSTA GA	SERMACS	295	General/Tuition /Other
ADHIKARI	MADISON WI	MOLECULAR GENETICS MTG	300	General/Tuition /Other
AGNEW-HAMPTON	HUNTSVILLE AL	2018 ALA-MS CHAPTR MTG	511	General/Tuition /Other
AHN	PALM SPRINGS CA	ICHRIE CONF	180	General/Tuition /Other
ALBRITTON	NEW YORK NY	SENIOR SHOWCASE	400	General/Tuition /Other
ALEXANDER	INDIANAPOLIS IN	NTL CONF HIGHER ED IN PRISON	1,460	General/Tuition /Other
ALEXANDRE	FORT LAUDERDALE FL	SE ASSOCIATION OF LAW SCHOOLS	1,598	General/Tuition /Other
ALEXANDRE	NEW ORLEANS LA	ASSOC OF AM LAW SCHOOLS	912	General/Tuition /Other
ALEXIS	DETROIT MI	CARR CENTER INDEPENDENT SCHOLARS	500	General/Tuition /Other
ALLEN	ANAHEIM CA	ASHP MIDYEAR CLINICAL MTG	2,414	General/Tuition /Other
ALLEN	LOS ANGELES CA	TEACHING WORKSHOP	1,000	General/Tuition /Other
ALLEN	SAN DIEGO CA	AAPS ANNUAL MEETING	3,001	General/Tuition /Other
ALLEN	DESTIN FL	MPHA CONVENTION	2,065	General/Tuition /Other
ALLEN	ORLAND FL	COUNCIL/SOC WK ED ANNUAL PROG MTG	1,793	General/Tuition /Other
ALLEN	TAMPA FL	AACP INTERIM MEETING	1,235	General/Tuition /Other
ALLEN	BOSTON MA	AACP MEETING	300	General/Tuition /Other
ALLEN	BOSTON MA	AACP MEETING	269	General/Tuition /Other

**OUT-OF-STATE TRAVEL  
FISCAL YEAR 2021**

University of Mississippi (267-00)

Name of Agency

Note: All expenditures recorded on this form must be totaled and said total must agree with the out-of-state travel amount indicated for FY 2019 on Form Mbr-1, line 1.A.2.b.

Employee's Name	Destination	Purpose	Travel Cost	Funding Source
ALLEN	BOSTON MA	APSA ANNUAL MTG	1,775	General/Tuition /Other
ALLEN	ASHEVILLE NC	NABP/AACP DISTRICT MTG	136	General/Tuition /Other
ALLEN	JOHNSON CITY TN	ETSU VISIT	8	General/Tuition /Other
ALLEN	MEMPHIS TN	PICK UP NEW GRAD STUDET & CANDID	296	General/Tuition /Other
ALLEN	MEMPHIS TN	PICKUP CANDIDATES FROM APORT	148	General/Tuition /Other
ALLEN	AUSTIN TX	ANNUAL MEETING OF THE PEACE SCI SOC	1,219	General/Tuition /Other
ALLEN	SEATTLE WA	APHA ANNUAL MTG	3,035	General/Tuition /Other
ALPERT	BIRMINGHAM AL	NIRSA REGION 2	438	General/Tuition /Other
ALPERT	BOSTON MA	NIRSA ANNUAL CONF	1,064	General/Tuition /Other
ANDERS	SALT LAKE CITY UT	APHA INST ON SUBSTANCE	350	General/Tuition /Other
ANDERSON	ATLANTA GA	NADE SPRING CONF	1,341	General/Tuition /Other
ANIKWEZE	TAMPA FL	COMM SKILLS FOR WOMEN	410	General/Tuition /Other
ANTONOW	SCOTTSDALE AZ	NAT'L COLLEGE TESTING ASSN	469	General/Tuition /Other
ARMALY	CHICAGO IL	MIDWEST POLI SCI MTG	2,640	General/Tuition /Other
ARMALY	AUSTIN TX	SOUTHERN POLI SCI ASSOC	900	General/Tuition /Other
ARMSTRONG	BOSTON MA	APSA	300	General/Tuition /Other
ARMSTRONG	MEMPHIS TN	PICK UP PROSP STUD	79	General/Tuition /Other
ARNDT	WASHINGTON DC	STUDENT EXCHANGE CONF	1,189	General/Tuition /Other
ARNDT	INDIANAPOLIS IN	TO ASSIST FLL	267	General/Tuition /Other
ARNDT	MEMPHIS TN	PICKED UP AND DROP OFF JOB CAND	158	General/Tuition /Other
ASHBURN	SANDESTIN FL	MS BAR 2018 ANNUAL MEETING	2,208	General/Tuition /Other
ASHBURN	SEATTLE WA	AASE CONFERENCE	2,060	General/Tuition /Other
ATKINSON	PHILADELPHIA PA	FRESHMAN VENTURES	3,000	General/Tuition /Other
AVANT	LITTLE ROCK AR	EMPLOYER SITE VISITS	348	General/Tuition /Other

**OUT-OF-STATE TRAVEL  
FISCAL YEAR 2021**

University of Mississippi (267-00)

Name of Agency

Note: All expenditures recorded on this form must be totaled and said total must agree with the out-of-state travel amount indicated for FY 2019 on Form Mbr-1, line 1.A.2.b.

<b>Employee's Name</b>	<b>Destination</b>	<b>Purpose</b>	<b>Travel Cost</b>	<b>Funding Source</b>
AVANT	ATLANTA GA	SEACNET MEETING	1,043	General/Tuition /Other
AVANT	KANSAS CITY MO	CERNER 2018 UNIVERSITY SUMMIT	124	General/Tuition /Other
BAKER	LOS ANGELES CA	2019 NASPA	2,325	General/Tuition /Other
BAKER	INDIANAPOLIS IN	ACUI ANNUAL CONF	2,655	General/Tuition /Other
BAKER	COLUMBUS OH	NTL ASSOC CAMPUS ACTIVITIES	2,257	General/Tuition /Other
BAKER	MEMPHIS TN	PICK UP CANDIDATE	79	General/Tuition /Other
BALKIN	RICHMOND VA	ASSOC FOR ASSESSMENT/RESEARCH IN C EDU	1,112	General/Tuition /Other
BALLOU	BOSTON MA	AACP MEETING	1,500	General/Tuition /Other
BALLOU	SEATTLE WA	APHA ANNUAL MEETING	1,000	General/Tuition /Other
BANKS	WACO TX	TYMCO INC TRAINING	513	General/Tuition /Other
BARBER	BOSTON MA	AACP ANNUAL MEETING	1,785	General/Tuition /Other
BAREFOOT	SYRACUSE NY	DEVELOPMENT CONFERENCE	400	General/Tuition /Other
BARKER	NEW ORLEANS LA	ASAP/10 ASSOCIATION FOR THE STUDY OF ARTS	1,620	General/Tuition /Other
BARNARD	DENVER CO	AMERICAN PHILSO ASSN	1,477	General/Tuition /Other
BARNARD	BOSTON MA	2018 AACPA MEETING	2,385	General/Tuition /Other
BARNARD	HERNDON VA	AACP FALL INSTITUTE	708	General/Tuition /Other
BARNARD	MORGANTOWN WV	LANGUAGE WORKSHOP	680	General/Tuition /Other
BARNES	BATON ROUGE LA	CROP CONFERENCE	1,000	General/Tuition /Other
BARNETT	SACRAMENTO CA	SETAC NORTH AMERICAN CONF	200	General/Tuition /Other
BARNETT	KNOXVILLE TN	SOUTHEASTERN THEATRE CONF	1,798	General/Tuition /Other
BARRETT	ATLANTA GA	NATI'L WMN STUDIES ASSN	410	General/Tuition /Other
BARRETT	MEMPHIS TN	ASSIST IN INTERVIEWS	81	General/Tuition /Other
BARRETT	ARLINGTON VA	12TH ANNUAL P A D COPMP	185	General/Tuition /Other
BASS	GREENVILLE SC	SOUTH EAST CHAPTER OF AMERICAN COLLEC	1,471	General/Tuition /Other



**OUT-OF-STATE TRAVEL  
FISCAL YEAR 2021**

University of Mississippi (267-00)

Name of Agency

Note: All expenditures recorded on this form must be totaled and said total must agree with the out-of-state travel amount indicated for FY 2019 on Form Mbr-1, line 1.A.2.b.

<b>Employee's Name</b>	<b>Destination</b>	<b>Purpose</b>	<b>Travel Cost</b>	<b>Funding Source</b>
BAUDIER	NEW YORK NY	FRESHMAN VENTURES	3,000	General/Tuition /Other
BEACH	ATLANTA GA	COTTRELL SCHOLARS COLLABORATIVE	250	General/Tuition /Other
BEASON	GULF SHORES AL	GULF COAST RECREATIONAL	394	General/Tuition /Other
BEASON	INDIANAPOLIS IN	NRPA ANNUAL CONF	1,500	General/Tuition /Other
BEASON	MEMPHIS TN	SERVE ON SEARCH COMMITTEE	307	General/Tuition /Other
BELL	MOBILE AL	BAYS & BAYOUS	300	General/Tuition /Other
BELL	ORLANDO FL	ACSM NTL CONF	300	General/Tuition /Other
BENNETT	BOSTON MA	AMERICAN ASSN OF COLLEGE OF PHARMACY	3,679	General/Tuition /Other
BENNETT	OSAGE BEACH MO	MO COUNSELOR ASSN CONF	422	General/Tuition /Other
BENNETT	HERNDON VA	AACP 2018 FALL INST	472	General/Tuition /Other
BENTLEY	DES MOINES IA	LON LAROSN ENGAGED PRACT AWARD	694	General/Tuition /Other
BENTLEY	PENTAGON CITY VA	NL ACADEMIS OF PRACTICE	867	General/Tuition /Other
BERRY	WASHINGTON DC	LAW/SOC ASSOC MEETING	1,280	General/Tuition /Other
BERRY	NEW ORLEANS LA	AM LAW SCHOOL ANNUAL MG	1,025	General/Tuition /Other
BEVIS	WASHINGTON DC	2019 PI SIGMA ALPHA NATIONAL STUDNET	842	General/Tuition /Other
BHATTACHARJEE	LOS ANGELES CA	IPAM COMPUATIONAL CHALLENGES	400	General/Tuition /Other
BLACK	SALT LAKE CITY UT	APHA INSTITUTE SUBSTANCE ABUSE	350	General/Tuition /Other
BLOMBERG	BIRMINGHAM AL	SUMMER INTERNSHIP AT ZOO	2,000	General/Tuition /Other
BLOODWORTH	BOSTON MA	AACP MEETING	999	General/Tuition /Other
BLOODWORTH	SEATTLE WA	APHA ANNUAL CONVENTION	2,325	General/Tuition /Other
BOARD	ANAHEIM CA	53RD ASHP MIDYEAR	1,947	General/Tuition /Other
BOARD	MEMPHIS TN	MIDSOUTH PHARM RESIDENTS	270	General/Tuition /Other
BOATENG	NEW YORK NY	EASTERN ECO ASSN	500	General/Tuition /Other
BOATENG	MEMPHIS TN	RETURN WESLEY JENNINGS TO APORT	79	General/Tuition /Other

**OUT-OF-STATE TRAVEL  
FISCAL YEAR 2021**

University of Mississippi (267-00)

Name of Agency

Note: All expenditures recorded on this form must be totaled and said total must agree with the out-of-state travel amount indicated for FY 2019 on Form Mbr-1, line 1.A.2.b.

<b>Employee's Name</b>	<b>Destination</b>	<b>Purpose</b>	<b>Travel Cost</b>	<b>Funding Source</b>
BOHENEK	NEW ORLEANS LA	ECOLOGICAL SOCIETY OF AMERICA	300	General/Tuition /Other
BOSLEY	BOSTON MA	ASHA ANNUAL CONFERENCE	336	General/Tuition /Other
BOSQUE	ROCHESTER NY	JOINT MEETING	200	General/Tuition /Other
BOTERO	WASHINGTON DC	FALL 2018 CNI MEMBERSHIP MTG	1,339	General/Tuition /Other
BOTERO	ATLANTA GA	ASERL FALL 2018 MEMBERSHIP	1,181	General/Tuition /Other
BOTERO	ST LOUIS MO	COALITION FOR NETWORKED INFO	838	General/Tuition /Other
BOTERO	RESTON VA	ASERL MEMBERSHIP MTG	1,434	General/Tuition /Other
BOUDREAUX	BOSTON MA	NCPA ANNUAL CONVENTION	364	General/Tuition /Other
BOULDIN	CHICAGO IL	ACPE SELF STUDY WORKSHOP	1,370	General/Tuition /Other
BOULDIN	CHICAGO IL	LOYOLA HISTORY GRAD STUD CONF	750	General/Tuition /Other
BOULDIN	BOSTON MA	AACP MEETING	2,759	General/Tuition /Other
BOULLION	WASHINGTON DC	ASSOC OF BEHAV COGN THERAPIES	400	General/Tuition /Other
BOURGEOIS	SEATTLE WA	APHA MEETING	600	General/Tuition /Other
BOYD	OKLAHOMA CITY OK	PPAG MTG/PEDIATRIC PHARM CONF	133	General/Tuition /Other
BOYDSTUN	CHARLOTTE NC	FRESHMAN VENTURES	2,400	General/Tuition /Other
BOYETTE	WASHINGTON DC	CASE ANNUAL CORPORATE	2,952	General/Tuition /Other
BOYETTE	BATON ROUGE LA	SECACC ANNUAL MEETING	704	General/Tuition /Other
BOYETTE	NEW ORLEANS LA	DONOR VISITS	468	General/Tuition /Other
BOYETTE	NEW ORLEANS LA	NACRO COPROATE ENGAGEMENT	912	General/Tuition /Other
BOYETTE	MILWAUKEE WI	2018 CASE PLANNED GIVING	1,662	General/Tuition /Other
BRADLEY	BIRMINGHAM AL	MIDSOUTH SOCIOLOGICAL	200	General/Tuition /Other
BRADLEY	BALTIMORE MD	FRESHMEN VENTURES	3,000	General/Tuition /Other
BRADLEY	OKLAHOMA CITY OK	PPAG MTG/PEDIATRIC PHARM CONF	133	General/Tuition /Other
BRADY	CHICAGO IL	MLA	1,264	General/Tuition /Other

**OUT-OF-STATE TRAVEL  
FISCAL YEAR 2021**

University of Mississippi (267-00)

Name of Agency

Note: All expenditures recorded on this form must be totaled and said total must agree with the out-of-state travel amount indicated for FY 2019 on Form Mbr-1, line 1.A.2.b.

<b>Employee's Name</b>	<b>Destination</b>	<b>Purpose</b>	<b>Travel Cost</b>	<b>Funding Source</b>
BRADY	BOSTON MA	NIRSA ANNUAL CONF & FITNESS EXPO	520	General/Tuition /Other
BRAIMOH	TUSCALOOSA AL	LANGUAGE CONF	355	General/Tuition /Other
BRAIMOH	BOSTON MA	LINGUISIC ASS. CONF.	300	General/Tuition /Other
BREAUX	SAN FRANCISCO CA	FRESHMAN VENTURES	2,400	General/Tuition /Other
BREWER	KNOXVILLE TN	SOUTHEASTERN THEATRE CONF	1,334	General/Tuition /Other
BREWER	MEMPHIS TN	TRANSPORT CAN TO APORT	12	General/Tuition /Other
BROCK	MEMPHIS TN	PICK UP GUEST SPKR	156	General/Tuition /Other
BROWN	BOSTON MA	NAT'L COLLEGIATE HONORS MTG	2,077	General/Tuition /Other
BROWN	SEATTLE WA	APHA ANNUAL CONVENTION	636	General/Tuition /Other
BRUCE	MEMPHIS TN	PICK UP JOB CANDID	74	General/Tuition /Other
BRUCE	MEMPHIS TN	PICK UP JOB CANDIDATE	74	General/Tuition /Other
BRUCE	MEMPHIS TN	PICK UP JOB CANDIDATE	74	General/Tuition /Other
BRUCE	MEMPHIS TN	PICK UP JOB CANDIDATES	74	General/Tuition /Other
BRUNER	MEMPHIS TN	EXTRAORDINARY ADMIN SEM	192	General/Tuition /Other
BUCKLEY	KNOXVILLE TN	SOUTHEASTERN THEATRE CONF	910	General/Tuition /Other
BUCKSBARG	NEW ORLEANS LA	COLLEGE ENG ASSOC	798	General/Tuition /Other
BUFORD	ORLANDO FL	CSWE ANNUAL PROG MTG	2,166	General/Tuition /Other
BULLARD	CHICAGO IL	11TH ANNUAL INVESTMENT FUND RT	719	General/Tuition /Other
BUNDE	NEW ORLEANS LA	COLLEGE ENG ASSOC	792	General/Tuition /Other
BURNSIDE	BATON ROUGE LA	SACRAO 2019	300	General/Tuition /Other
BURPO	GREENVILLE SC	SE ACSM	55	General/Tuition /Other
BURR	LAS VEGAS NV	AMERICAN SOCIETY FOR MATRIX BIOLOGY	600	General/Tuition /Other
BURTON	ATLANTA GA	SOUTHEAST DATA LIB SYMP	373	General/Tuition /Other
BUSBY	ATLANTA GA	2018 INSTITUTE ON QUALITY ENHANCEMENT	2,413	General/Tuition /Other

**OUT-OF-STATE TRAVEL  
FISCAL YEAR 2021**

University of Mississippi (267-00)

Name of Agency

Note: All expenditures recorded on this form must be totaled and said total must agree with the out-of-state travel amount indicated for FY 2019 on Form Mbr-1, line 1.A.2.b.

Employee's Name	Destination	Purpose	Travel Cost	Funding Source
BUSBY	INDIANAPOLIS IN	ASSESSMENT INSTITUTE	499	General/Tuition /Other
BUSBY	NEW ORLEANS LA	2018 APLU ANNUAL MEETING	1,221	General/Tuition /Other
BUSBY	NEW ORLEANS LA	2018 SACSCOC ANNUAL MEETING	1,755	General/Tuition /Other
CABRERA	CHARLOTTE NC	INT'L COUNCIL OF PROFESSORS OF ED LDSP	590	General/Tuition /Other
CALDWELL	WASHINGTON DC	NAT'L SPEECH CENTER CONF	341	General/Tuition /Other
CALDWELL	ATLANTA GA	ASSOCIATION OF AMERICAN COLLEGES	1,383	General/Tuition /Other
CALDWELL	INDIANAPOLIS IN	AAAED 2019 CONF	2,390	General/Tuition /Other
CALDWELL	NEW ORLEANS LA	APLU ANNUAL MEETING	2,164	General/Tuition /Other
CALDWELL	COLUMBIA MO	SEC DCO	377	General/Tuition /Other
CAMPBELL	BIRMINGHAM AL	INVISIBLE HISTORY PROJECT	309	General/Tuition /Other
CAMPBELL	TUSCALOOSA AL	DIVERSITY CONF	258	General/Tuition /Other
CAMPBELL	BATON ROUGE LA	SACRAO 2019	1,521	General/Tuition /Other
CAMPBELL	MORGANTOWN WV	CLASS CRITS XI RISING TOGETHER	1,039	General/Tuition /Other
CAO	HUNTSVILLE AL	IEEE WISEE CONFERENCE	1,065	General/Tuition /Other
CARD	LEXINGTON KY	SAP CODEJAM	605	General/Tuition /Other
CARD	LAS VEGAS NV	SAP TECHED	1,840	General/Tuition /Other
CARDENAS	DALLAS TX	SOUTHERN GRAPHICS COUNCIL	680	General/Tuition /Other
CARDENAS	LARAMIE WY	MAPC PRINTMAKING CONF	320	General/Tuition /Other
CARLISLE	BIRMINGHAM AL	TOUR PROCTORU HEADQUARTERS	487	General/Tuition /Other
CARRINGTON	SAN FRANCISCO CA	2019 AALS CONFERENCE	2,554	General/Tuition /Other
CARRINGTON	BATON ROUGE LA	2018 LA BOOK FESTIVAL	209	General/Tuition /Other
CARRINGTON	NASHVILLE TN	SOUTHERN FESTIVAL OF BOOKS	669	General/Tuition /Other
CARTER	DENVER CO	ONLINE LEARNING CONSORTIUM	2,839	General/Tuition /Other
CARTER	BOSTON MA	APS ASSOCIATION	1,711	General/Tuition /Other

**OUT-OF-STATE TRAVEL  
FISCAL YEAR 2021**

University of Mississippi (267-00)

Name of Agency

Note: All expenditures recorded on this form must be totaled and said total must agree with the out-of-state travel amount indicated for FY 2019 on Form Mbr-1, line 1.A.2.b.

Employee's Name	Destination	Purpose	Travel Cost	Funding Source
CARTER	AUSTIN TX	PEACE SCIENCE SOCIETY	1,688	General/Tuition /Other
CAYSON	ATLANTA GA	NTL ASSOC DEVELOP EDU	1,349	General/Tuition /Other
CERTION	BIRMINGHAM AL	NIRSA REGION II CONFERENCE	280	General/Tuition /Other
CHALKLEY	PITTSBURGH PA	AASHE ANNUAL CONF	1,675	General/Tuition /Other
CHAMBLEE	BALTIMORE MD	AMER FORENSIC SCI MTG	500	General/Tuition /Other
CHANG	LEXINGTON KY	SEC ALDP CONFERENCE	173	General/Tuition /Other
CHANG	KNOXVILLE TN	SEC ALDOP WORKSHOP	428	General/Tuition /Other
CHEN	SEATTLE WA	CLTA CONFERENCE	1,000	General/Tuition /Other
CHENG	WASHINGTON DC	SOUTHERN ECON ASSOC MTG	2,000	General/Tuition /Other
CHENG	CAMBRIDGE MA	NBER INSTITUTE	1,795	General/Tuition /Other
CHILDERS	NORTH CARO GA	STUDENT EVENTS & COUNSELOR LUNCH	1,165	General/Tuition /Other
CHILDERS	CHICAGO IL	STUDENT EVENT AND COUNSELOR LUNCH	716	General/Tuition /Other
CHILDERS	JACKSON TN	FALL COLLEGE FAIRS	297	General/Tuition /Other
CHILDERS	JACKSON TN	GET2COLLEGE ADMIN COUN	117	General/Tuition /Other
CHILDERS	HOUSTON TX	COUNSELOR LUNCHEONS	1,705	General/Tuition /Other
CHILDERS	SEATTLE WA	COLLEGE FAIRS	1,447	General/Tuition /Other
CHISM	GREENVILLE SC	SE ACSM	397	General/Tuition /Other
CHOI	PALM SPRINGS CA	ICHRIE CONF	200	General/Tuition /Other
CIELL	BIRMINGHAM AL	NIRSA REGION 2	95	General/Tuition /Other
CIELL	WICHITA KS	NIRSA NTL BASKETBALL TOURN	325	General/Tuition /Other
CIELL	BOSTON MA	NIRSA ANNUAL CONF	281	General/Tuition /Other
CLARK	ORANGE BEACH AL	MNGA 40TH ANNUAL CONF	1,808	General/Tuition /Other
CLEAR	CORVALLIS OR	ISS CONFERENCE	320	General/Tuition /Other
CLOUSE	BIRMINGHAM AL	NIRSA REGION II CONF	245	General/Tuition /Other

**OUT-OF-STATE TRAVEL  
FISCAL YEAR 2021**

University of Mississippi (267-00)

Name of Agency

Note: All expenditures recorded on this form must be totaled and said total must agree with the out-of-state travel amount indicated for FY 2019 on Form Mbr-1, line 1.A.2.b.

<b>Employee's Name</b>	<b>Destination</b>	<b>Purpose</b>	<b>Travel Cost</b>	<b>Funding Source</b>
CLOUSE	BOSTON MA	NIRSA REGION ANNUAL CONF	455	General/Tuition /Other
COHEN	WASHINGTON DC	DONOR MEETINS	1,208	General/Tuition /Other
COHEN	DESTIN FL	DONOR MEETINGS	690	General/Tuition /Other
COHEN	ATHENS GA	LANGUAGEFLAGSHIP ANNUAL MEETING	594	General/Tuition /Other
COHEN	ATLANTA GA	DEVELOPMENT & DONOR MEETING	262	General/Tuition /Other
COHEN	CHICAGO IL	CCAS MEETING	2,869	General/Tuition /Other
COHEN	MEMPHIS TN	GRAD DEAN SEARCH	189	General/Tuition /Other
COHEN	DALLAS TX	ADMISSIONS & DEVELOP	412	General/Tuition /Other
COHEN	HOUSTON TX	DONOR VISITS	561	General/Tuition /Other
COLE	ATMORE AL	SOUTH ALA COLLEGE FAIRS	139	General/Tuition /Other
COLE	MOBILE AL	SOUTH ALA COLLEGE FAIRS	283	General/Tuition /Other
COLE	MONTGOMERY AL	SEND OFF EVENT	160	General/Tuition /Other
COLE	CHICAGO IL	MIDWEST CLINIC	1,388	General/Tuition /Other
COLE	ST LOUIS MO	FIELD OF DREAMS	215	General/Tuition /Other
COLES	NATCHITOCHE LA	10TH LA STUDIES CONF	711	General/Tuition /Other
COLES	CHEYENNE WY	ROCKY MOUNTAIN MODERN LANG	526	General/Tuition /Other
COMPTON	MOBILE AL	NACADA REGIONAL CONF	292	General/Tuition /Other
CONNER	KANSAS CITY MO	FRESHMEN VENTURES	2,531	General/Tuition /Other
CONNOLLY	MIAMI FL	FRESHMAN VENTURES	2,989	General/Tuition /Other
COOPER	BIRMINGHAM AL	IMPACT CONFERENCE	612	General/Tuition /Other
COOPER	HUNTSVILLE AL	PRIVATE VISITS	852	General/Tuition /Other
COOPER	HUNTSVILLE AL	PV'S AND COLLEGE FAIRS	410	General/Tuition /Other
COOPER	MOBILE AL	COLLEGE FAIRS	184	General/Tuition /Other
COOPER	TUSCALOOSA AL	ALA WOW 2.0	372	General/Tuition /Other

**OUT-OF-STATE TRAVEL  
FISCAL YEAR 2021**

University of Mississippi (267-00)

Name of Agency

Note: All expenditures recorded on this form must be totaled and said total must agree with the out-of-state travel amount indicated for FY 2019 on Form Mbr-1, line 1.A.2.b.

<b>Employee's Name</b>	<b>Destination</b>	<b>Purpose</b>	<b>Travel Cost</b>	<b>Funding Source</b>
COOPER	LOS ANGELES CA	ASCA CONFERENCE	1,844	General/Tuition /Other
COOPER	WASHINGTON DC	FRESHMEN VENTURES	2,400	General/Tuition /Other
COOPER	NEW ORLEANS LA	ASSOC AM LAW SCHOOLS MTG	1,292	General/Tuition /Other
COOPER	MEMPHIS TN	ADMISSION LUNCH	81	General/Tuition /Other
COOPER	MURFREESBORO TN	TN COUNSELOR LEADERSHIP	455	General/Tuition /Other
COOPER	HOUSTON TX	NACAC STEM FAIR	978	General/Tuition /Other
CORNER	BATON ROUGE LA	SACRAO 2019	994	General/Tuition /Other
COVERT	LEXINGTON KY	SAP CODEJAM	362	General/Tuition /Other
COX-MCCARTY	BALTIMORE MD	CLEO AWARDS CEREMONY	613	General/Tuition /Other
COZART	ATLANTA GA	NATIONAL WMN STUDIES	1,137	General/Tuition /Other
CRAFT	SEATTLE WA	APHA ANNUAL CONVENTION	250	General/Tuition /Other
CRENSHAW	SEATTLE WA	APHA CONVENTION	350	General/Tuition /Other
CROSBY	PHOENIX AZ	FOOD JOURNALIST AWARDS CEREMONY	530	General/Tuition /Other
CROSBY	MEMPHIS TN	PICKED UP JOB CANDID	158	General/Tuition /Other
CROUTHER	BIRMINGHAM AL	SECAC	654	General/Tuition /Other
CUMMINGS	NEW ORLEANS LA	SACSCOC ANNUAL MEETING	1,508	General/Tuition /Other
CYREE	PICKWICK TN	PARTNERS IN BUSINESS DAY	112	General/Tuition /Other
CZARNETZKY	NEW ORLEANS LA	2019 ASSN OF AMERICAN LAW	1,168	General/Tuition /Other
CZARNETZKY	NEW YORK NY	UNITED NATIONS SESSION	755	General/Tuition /Other
DAIRION	SEATTLE WA	APHA ANNUAL CONVENTION	1,115	General/Tuition /Other
DALE	CHICAGO IL	MIDWEST CLINIC	1,343	General/Tuition /Other
DALE	ILKHART IN	CONN SELMER FACTORY	124	General/Tuition /Other
DALE	MEMPHIS TN	PICK UP GUEST LECTURER	79	General/Tuition /Other
DAMES	NEW YORK NY	FRESHMAN VENTURE AWARD	2,400	General/Tuition /Other

**OUT-OF-STATE TRAVEL  
FISCAL YEAR 2021**

University of Mississippi (267-00)

Name of Agency

Note: All expenditures recorded on this form must be totaled and said total must agree with the out-of-state travel amount indicated for FY 2019 on Form Mbr-1, line 1.A.2.b.

<b>Employee's Name</b>	<b>Destination</b>	<b>Purpose</b>	<b>Travel Cost</b>	<b>Funding Source</b>
DANKEL	ORLANDO FL	ACSM NTL CONF	300	General/Tuition /Other
DAVE	BIRMINGHAM AL	EARLY CAREER TECHNICAL CONF	35	General/Tuition /Other
DAVIDSON	MINNEAPOLIS MN	SIGCSE 2019	1,123	General/Tuition /Other
DAVIS	CHARLOTTE NC	INT'L COUNCIL OF PROF OF ED LEADERSHIP	1,287	General/Tuition /Other
DAVIS	OKLAHOMA CITY OK	PPAG MTG/PEDIATRIC PHARM CONF	133	General/Tuition /Other
DEAN	PORTLAND OR	AMERICAN PSYCHOLOGY LAW SOC	1,000	General/Tuition /Other
DEES	WASHINGTON DC	FDLP CONFERENCE	1,329	General/Tuition /Other
DEES	GREENVILLE SC	SELA ANNUAL CONF	227	General/Tuition /Other
DELERME	NEW BRUNSWICK NJ	NAVIGATING IN SECURITY CRISIS	1,475	General/Tuition /Other
DELLINGER	PHILADELPHIA PA	AMERICAN SOCIOLOGICAL ASSN	1,324	General/Tuition /Other
DEMOSS	SEATTLE WA	APHA ANNUAL CONVENTION	400	General/Tuition /Other
DENNIS	ROGERS AR	ARLA CONFERENCE	956	General/Tuition /Other
DEPRIEST	WACO TX	TYMCO INC TRAINING	1,150	General/Tuition /Other
DIAZ	NEW ORLEANS LA	24TH AMERICAS CONF ON IT SYS	300	General/Tuition /Other
DIVEN-BROWN	DENVER CO	SIGMA CONFERENCE	1,866	General/Tuition /Other
DIVEN-BROWN	ATLANTA GA	FSA CONFERENCE	1,324	General/Tuition /Other
DIVEN-BROWN	INDIANAPOLIS IN	NCAA REGIONAL RULES	1,160	General/Tuition /Other
DIXON	DENVER CO	NATIONAL ASSN OF COMM & RESTRO	1,086	General/Tuition /Other
DIXON	MEMPHIS TN	WRITING & DESIGNING PROPOSALS	476	General/Tuition /Other
DODICK	ESTES PARK CO	FRESHMAN VENTURES	2,815	General/Tuition /Other
DODSON	ORLANDO FL	45TH NATIONAL CONF	450	General/Tuition /Other
DOERKSEN	BIRMINGHAM AL	MCBIOS	196	General/Tuition /Other
DOERKSEN	CHICAGO IL	CGS 2018 SUMMER WORKSHOP	3,352	General/Tuition /Other
DOERKSEN	BOSTON MA	THE AACP PHARMACY	2,705	General/Tuition /Other



**OUT-OF-STATE TRAVEL  
FISCAL YEAR 2021**

University of Mississippi (267-00)

Name of Agency

Note: All expenditures recorded on this form must be totaled and said total must agree with the out-of-state travel amount indicated for FY 2019 on Form Mbr-1, line 1.A.2.b.

<b>Employee's Name</b>	<b>Destination</b>	<b>Purpose</b>	<b>Travel Cost</b>	<b>Funding Source</b>
DOERKSEN	KNOXVILLE TN	COUNCIL OF SOUTHERN GRAD SCHOOL	546	General/Tuition /Other
DOLAN	ATLANTA GA	2018 MARSHALL SCHOL RECE	692	General/Tuition /Other
DOLAN	BOSTON MA	NAT'L COLLEGIATE HONORS MTG	1,794	General/Tuition /Other
DOLAN	PORTLAND OR	FELLOWSHIP ADVISOR WORKSHOP	452	General/Tuition /Other
DONAHUE	INDIANAPOLIS IN	NSCA CONF	600	General/Tuition /Other
DONALDSON	INDIANAPOLIS IN	THE ASSOCIATION FOR THE STUDIES OF AFRICAN AMERICAN	614	General/Tuition /Other
DORCHUES	LOS ANGELES CA	OMWC SCHOLAR TRIP	1,012	General/Tuition /Other
DORCHUES	SAN DIEGO CA	DONOR RELATIONS PROF CONF	3,382	General/Tuition /Other
DOWLING	NEW HAVEN CT	YALE CNTR AMER POLITICS WRKSHOP	603	General/Tuition /Other
DOWLING	ST PETE BEACH FL	NTL INSTITUTE ON TEACHING PSYCH	2,281	General/Tuition /Other
DOWLING	BOSTON MA	POLITICAL SCIENCE ASS.	1,763	General/Tuition /Other
DOWLING	MEMPHIS TN	RTN JOB CAND TO APORT	74	General/Tuition /Other
DREW	MEMPHIS TN	AMERICAN RED CROSS ADULT	73	General/Tuition /Other
DREW	MEMPHIS TN	FIRST AID/CPR/AED INSTRUCTOR	300	General/Tuition /Other
DREW	SAN ANTONIO TX	2018 NAT'L SEMINAR/TABLETOP EXERCISE FOR INSTITUTIONS OF HE	655	General/Tuition /Other
DREWREY	TUSCALOOSA AL	HIGHER EDU SE ROUNDTABLE	183	General/Tuition /Other
DREWREY	WASHINGTON DC	INTERNET2 GLOBAL SUMMIT	3,140	General/Tuition /Other
DREWREY	CHICAGO IL	EDUCAUSE SECURITY PROF	2,036	General/Tuition /Other
DREWREY	LAS VEGAS NV	SAP TECH ED	2,220	General/Tuition /Other
DUDHIPALA	MEMPHIS TN	DROVE NMR CAND TO APORT	79	General/Tuition /Other
DUNCAN	MEMPHIS TN	CANDIDATE INTERVIEWS	313	General/Tuition /Other
DYER	COLUMBUS OH	NAYLOR LECTURE FOR BALKHANISTICA	766	General/Tuition /Other
EASSON	LEXINGTON KY	SEC ACADEMIC LEADERSHIP	173	General/Tuition /Other

**OUT-OF-STATE TRAVEL  
FISCAL YEAR 2021**

University of Mississippi (267-00)

Name of Agency

Note: All expenditures recorded on this form must be totaled and said total must agree with the out-of-state travel amount indicated for FY 2019 on Form Mbr-1, line 1.A.2.b.

Employee's Name	Destination	Purpose	Travel Cost	Funding Source
EASSON	KNOXVILLE TN	SEC ALDP FORUM	513	General/Tuition /Other
EDWARDS	NEW ORLEANS LA	AUCCCD	1,851	General/Tuition /Other
EFTINK	NEW ORLEANS LA	SACSCOC ANNUAL MTG	1,122	General/Tuition /Other
EFTINK	GRAPEVINE TX	2018 SACSCOC	1,717	General/Tuition /Other
ELDRED	ANAHEIM CA	ASHP MIDYR CLIN MTG	220	General/Tuition /Other
ELLIS	MOBILE AL	REGION 4 NACADA CONF	645	General/Tuition /Other
ELLIS	ATLANTA GA	AMERICAN STUDIES ASSN	966	General/Tuition /Other
ELLIS	KANSAS CITY KS	MIDWEST MODERN LAN	553	General/Tuition /Other
ELLIS	LAS VEGAS NV	FIRST YEAR EXP CONF	2,000	General/Tuition /Other
ELMORE	NEW ORLEANS LA	FRESHMEN VENTURES	2,400	General/Tuition /Other
EMANUEL	BERKELEY CA	SOUTHERN MS INSTIT REPOSITORY	406	General/Tuition /Other
ENDICOTT	MEMPHIS TN	TAKE PRESP GRAD STU TOAPORT	79	General/Tuition /Other
ESTES	KIRKSVILLE MO	AMERICAN SINGLE REED SUMMIT	700	General/Tuition /Other
ESTES	MEMPHIS TN	PICK UP CANDIDATE	79	General/Tuition /Other
FALZARANO	NEW ORLEANS LA	NIRSA MKT'ING INSTITUTE	838	General/Tuition /Other
FANTOUKH	LEXINGTON KY	AM SOCIETY OF PHARMACOG	364	General/Tuition /Other
FELBER	ATLANTA GA	AMERICAN STUDIES ASSN CONF	866	General/Tuition /Other
FERDINAND	BOSTON MA	NIRSA ANNUAL CONF	326	General/Tuition /Other
FISHER	INDIANAPOLIS IN	DONALD D GEGRING ACAD	1,573	General/Tuition /Other
FISHER	MEMPHIS TN	AIRPORT INTERVIEWS	235	General/Tuition /Other
FISHER-WIRTH	SAN FRANCISCO CA	POETRY FLASH & READING GROUP	994	General/Tuition /Other
FLEEGLER	NASHVILLE TN	RESEARCH TRIP	250	General/Tuition /Other
FLEMING	ANAHEIM CA	ASHP MIDYR CLINICAL MTG	1,963	General/Tuition /Other
FLEMING	MEMPHIS TN	MIDSOUTH PHARMACY RES CONF	350	General/Tuition /Other

**OUT-OF-STATE TRAVEL  
FISCAL YEAR 2021**

University of Mississippi (267-00)

Name of Agency

Note: All expenditures recorded on this form must be totaled and said total must agree with the out-of-state travel amount indicated for FY 2019 on Form Mbr-1, line 1.A.2.b.

<b>Employee's Name</b>	<b>Destination</b>	<b>Purpose</b>	<b>Travel Cost</b>	<b>Funding Source</b>
FLESHER	MEMPHIS TN	GRAD SCHOOL DEAN SEARCH	81	General/Tuition /Other
FLORA	BIRMINGHAM AL	PRESENTING AT NASPA	269	General/Tuition /Other
FORD	NEW ORLEANS LA	POTENTIAL DONOR VISIT	1,425	General/Tuition /Other
FORGETTE	NEW ORLEANS LA	2018 APLU ANNUAL MEETING	1,593	General/Tuition /Other
FORGETTE	NEW ORLEANS LA	SACSCOC ANNUAL MTG	1,418	General/Tuition /Other
FORGETTE	MEMPHIS TN	PICK UP CANDID FRM APORT	160	General/Tuition /Other
FORGETTE	AUSTIN TX	2018 SACSCOC	1,906	General/Tuition /Other
FORGETTE	AUSTIN TX	SOUTHERN POLI SCI ASSOC	1,379	General/Tuition /Other
FORSTER	ATHENS GA	SEC CASE MANAGER RT	1,157	General/Tuition /Other
FORTENBERRY	PITTSBURGH PA	AMERICAN INST OF CHEM ENG	320	General/Tuition /Other
FOSTER	MOBILE AL	INTERVIEW S FOR HONORS CONV	905	General/Tuition /Other
FOSTER	ATLANTA GA	RESEARCH	765	General/Tuition /Other
FOSTER	CHAPEL HILL NC	RESEARCH	117	General/Tuition /Other
FOSTER	CHAPEL HILL NC	RESEARCH	1,164	General/Tuition /Other
FREDERICK	SAVANNAH GA	AUDIT INTERACTIVE	2,426	General/Tuition /Other
FREDERICK	NEW ORLEANS LA	2018 ACUA	1,971	General/Tuition /Other
FREIMAN	MINNEAPOLIS MN	RESEARCH FOR INDIGN ART & ACT	522	General/Tuition /Other
FRITZ	ADRIAN MI	GREAT LAKES PHILOSOPHY	539	General/Tuition /Other
FUNKE	PITTSBURGH PA	APRA CONFERENCE	3,178	General/Tuition /Other
GALLOWAY	KANSAS CITY MO	COMTEC TOUCHNET ECS	1,993	General/Tuition /Other
GARNER	GREENVILLE SC	SE ACSM	55	General/Tuition /Other
GARRETT-SCOTT	BIRMINGHAM AL	SOUTHER HISTORICAL ASSN	456	General/Tuition /Other
GARRETT-SCOTT	LOS ANGELES CA	ASSN OF BLACK WMN HISTORIANS	575	General/Tuition /Other
GARRETT-SCOTT	WASHINGTON DC	SPECIAL PREMIERE OF BOSS	1,131	General/Tuition /Other

**OUT-OF-STATE TRAVEL  
FISCAL YEAR 2021**

University of Mississippi (267-00)

Name of Agency

Note: All expenditures recorded on this form must be totaled and said total must agree with the out-of-state travel amount indicated for FY 2019 on Form Mbr-1, line 1.A.2.b.

<b>Employee's Name</b>	<b>Destination</b>	<b>Purpose</b>	<b>Travel Cost</b>	<b>Funding Source</b>
GARVEY	ANAHEIM CA	ASHP MIDYR CLIN MTG	220	General/Tuition /Other
GARVIS	BOWLING GREEN KY	BOWLING GREEN : BLACK CONF ISSUES	370	General/Tuition /Other
GATEWOOD	MEMPHIS TN	DROP OFF GUEST AT AIRPORT	74	General/Tuition /Other
GATEWOOD	MEMPHIS TN	PICK UP GUEST AT AIRPORT	74	General/Tuition /Other
GEDAY	NASHVILLE TN	50TH ANNUAL MEETING OF TN PHILISO	300	General/Tuition /Other
GHOSH	MILWAUKEE WI	MIDWEST RELATIVITY METING	394	General/Tuition /Other
GIFFORD	INDIANAPOLIS IN	GEOLOGICAL SOC OF AMER	899	General/Tuition /Other
GILBERT	CLEVELAND OH	2018 AMERICAN EVALUATION	1,691	General/Tuition /Other
GILLILAND	NEW ORLEANS LA	AM ASSOC LAW SCHOOLS	2,007	General/Tuition /Other
GIRAY	NASHVILLE TN	DELIVER INSTR FOR MAINTENCE	251	General/Tuition /Other
GIRAY	NASHVILLE TN	TAKE VIOLINS FOR REPAIRS	413	General/Tuition /Other
GISH	ANAHEIM CA	ASHP MIDYR CLIN MTG	220	General/Tuition /Other
GISPEN	BOSTON MA	UPDATES IN GENERAL INTERNAL MED	2,500	General/Tuition /Other
GLEDHILL	SACRAMENTO CA	SETAC NORTH AMERICAN CONF	367	General/Tuition /Other
GOCHENAUER	SEATTLE WA	2018 ACCP GLOBAL CONF	993	General/Tuition /Other
GOLDBERG	WASHINGTON DC	NTL CONF OF POPULAR CULTURE	1,274	General/Tuition /Other
GOLDBERG	ATLANTA GA	TESOL 2019	2,163	General/Tuition /Other
GOLDBLATT	MYRTLE BEACH SC	SCOLT 2019	555	General/Tuition /Other
GRANTHAM	ATLANTA GA	3 DAY FEDEX DANGEROUS	2,316	General/Tuition /Other
GRAY	COLUMBUS OH	MODERNIST STUDIES ASSN	500	General/Tuition /Other
GRAY	MEMPHIS TN	ATTEND CPR/AED CLASS	73	General/Tuition /Other
GRAY	MEMPHIS TN	FIRST AID/CPR/AED INSTRUCTOR	300	General/Tuition /Other
GREEN	FORT LAUDERDALE FL	2018 SEALS CONF	1,064	General/Tuition /Other
GREEN	CHICAGO IL	LOYOLA LAW SYMPOSIUM	183	General/Tuition /Other

**OUT-OF-STATE TRAVEL  
FISCAL YEAR 2021**

University of Mississippi (267-00)

Name of Agency

Note: All expenditures recorded on this form must be totaled and said total must agree with the out-of-state travel amount indicated for FY 2019 on Form Mbr-1, line 1.A.2.b.

Employee's Name	Destination	Purpose	Travel Cost	Funding Source
GREEN	NEW ORLEANS LA	COLLEGE ENGL ASSOC CONF	1,057	General/Tuition /Other
GREENLEE	ANAHEIM CA	ASHP MIDYR CLIN MTG	220	General/Tuition /Other
GREENWOOD	ATLANTA GA	2018 ACCESS SERVICES CONF	900	General/Tuition /Other
GREENWOOD	CHARLOTTE NC	2018 SOUTHEAST RESOURCE SHARING	276	General/Tuition /Other
GREGORY	NEW ORLEANS LA	TABLEAU CONFERENCE	2,662	General/Tuition /Other
GRIMES	WASHINGTON DC	FRESHMEN VENTURES	3,000	General/Tuition /Other
GUAJARDO GARCIA	ATHENS GA	SEC COMMUNICATORS	755	General/Tuition /Other
GUASTELLA	SALT LAKE CITY UT	APHA INST ON SUBSTANCE	350	General/Tuition /Other
HA	ANAHEIM CA	ASHP MIDYR CLIN MTG	220	General/Tuition /Other
HAINES	ANAHEIM CA	ASHP MIDYR CLIN MTG	1,059	General/Tuition /Other
HAINES	WASHINGTON DC	ASHP MTG	407	General/Tuition /Other
HAINES	TAMPA FL	AACP INTERIM MEETING	1,497	General/Tuition /Other
HAINES	BOSTON MA	AACP ANNUAL MTG	2,437	General/Tuition /Other
HAINES	MINNEAPOLIS MN	LEADERSHIP IN HIGHER ED CONF	995	General/Tuition /Other
HAINES	DALLAS TX	ASHP PRECEPTOR CONF	1,042	General/Tuition /Other
HAINES	PARK CITY UT	2018 PHARMACY PRACTICE DEPT CHR MTG	1,572	General/Tuition /Other
HAINES	PENTAGON CITY VA	NAP MEETING	2,372	General/Tuition /Other
HALL	TUSCALOOSA AL	HIGHER EDUCATION SECURTY	348	General/Tuition /Other
HALL	PHOENIX AZ	NACADA ANNUAL CONF	1,833	General/Tuition /Other
HALL	SAN DIEGO CA	CISCO LIVE CONF	4,668	General/Tuition /Other
HALL-CAMPBELL	MEMPHIS TN	SCHOOL OF APPLIED SCI DEAN INTERVIEWS	30	General/Tuition /Other
HAMMER	MEMPHIS TN	DEAN AIRPORT INTERVIEWS	74	General/Tuition /Other
HANSEN	KNOXVILLE TN	SEC CHIEF FACILITIES	1,012	General/Tuition /Other
HARLOW	ANAHEIM CA	ASHP MIDYR CLIN MTG	220	General/Tuition /Other

**OUT-OF-STATE TRAVEL  
FISCAL YEAR 2021**

University of Mississippi (267-00)

Name of Agency

Note: All expenditures recorded on this form must be totaled and said total must agree with the out-of-state travel amount indicated for FY 2019 on Form Mbr-1, line 1.A.2.b.

<b>Employee's Name</b>	<b>Destination</b>	<b>Purpose</b>	<b>Travel Cost</b>	<b>Funding Source</b>
HARRELL	WASHINGTON DC	AACP	1,276	General/Tuition /Other
HARRELL	TAMPA FL	AACP	2,053	General/Tuition /Other
HARRELL	BOSTON MA	AACP ANNUAL MEETING	2,828	General/Tuition /Other
HARRELL	WARRENTON VA	AACP	1,400	General/Tuition /Other
HARRELL	SEATTLE WA	APHA ANNUAL CONVENTION	3,029	General/Tuition /Other
HARRINGTON	LITTLE ROCK AR	EMPLOYER VISITS	546	General/Tuition /Other
HARRINGTON	NEW ORLEANS LA	2018 ACUA	1,936	General/Tuition /Other
HARRIS	TUSCALOOSA AL	SEC TITLE IX SUMMIT	554	General/Tuition /Other
HARRIS	CHICAGO IL	HUSCH BLACKWELL TITLE IX WORKSHOP	1,803	General/Tuition /Other
HARRIS	ANNAPOLIS MD	SEXUAL ASSAULT/HARASSMENT AMER COLLEGES	1,385	General/Tuition /Other
HARRIS	NEW YORK NY	FRESHMAN VENTURES	3,000	General/Tuition /Other
HASAN	PITTSBURGH PA	2018 AICHE ANNUAL MEETING	300	General/Tuition /Other
HAY	WASHINGTON DC	SUMMER INTERNSHGIP	1,000	General/Tuition /Other
HEAVEN	ATLANTA GA	CASE CONF	1,115	General/Tuition /Other
HEAVEN	BATON ROUGE LA	ALUMNI DONOR VISITS	584	General/Tuition /Other
HEAVEN	NEW ORLEANS LA	ALUMNI VISITS	374	General/Tuition /Other
HEAVEN	ST LOUIS MO	DONOR ALUMNI VISIT	293	General/Tuition /Other
HEAVEN	NASHVILLE TN	ALUMNI DEVELOPMENT	665	General/Tuition /Other
HEAVEN	MEMPHIS TN	ALUMNI DEVELOP VISIT	57	General/Tuition /Other
HEAVEN	DALLAS TX	TEXAS ALUMNI RELATIONS	1,173	General/Tuition /Other
HEAVENER	TUSCALOOSA AL	SHELTON STATE CC FAIR	203	General/Tuition /Other
HEIMER	PHOENIX AZ	IUG CONF	2,003	General/Tuition /Other
HEMMINS	DENVER CO	2018 SIGMA CONFERENCE	1,595	General/Tuition /Other
HENDRICKSON	GREAT BARRINGTON MA	ECONOMIC RESEARCH	1,050	General/Tuition /Other

**OUT-OF-STATE TRAVEL  
FISCAL YEAR 2021**

University of Mississippi (267-00)

Name of Agency

Note: All expenditures recorded on this form must be totaled and said total must agree with the out-of-state travel amount indicated for FY 2019 on Form Mbr-1, line 1.A.2.b.

Employee's Name	Destination	Purpose	Travel Cost	Funding Source
HENDRICKSON	MEMPHIS TN	RETURN JOB CAND TO APORT	38	General/Tuition /Other
HENGHOLD	SAN FRANCISCO CA	FRESHMAN VENTURES	3,000	General/Tuition /Other
HENNIGAN	CHICAGO IL	FIRST NAIONS FILM AND VIDEO	351	General/Tuition /Other
HENRY	WASHINGTON DC	FRESHMEN VENTURES	3,000	General/Tuition /Other
HEREFORD	LOS ANGELES CA	ANNUAL NASPA CONF	1,490	General/Tuition /Other
HEREFORD	ORLANDO FL	NASPA GENERAL ASSEMBLY	1,223	General/Tuition /Other
HICKMAN	CHICAGO IL	HUSCH BLACKWELL TITLE IX WORKSHOP	1,981	General/Tuition /Other
HICKS	BATON ROUGE LA	LSU MULTI CULTURAL CONF	1,180	General/Tuition /Other
HILL	BIRMINGHAM AL	NIRSA REGION II CONF	479	General/Tuition /Other
HILL	ROCHESTER MN	BIOMECHANICS CONF	600	General/Tuition /Other
HILL	MEMPHIS TN	CPO CERTIFICATION COURSE	354	General/Tuition /Other
HITCH	NEW ORLEANS LA	COLLEGE ENGLISH ASSOC	1,611	General/Tuition /Other
HODGE-PENN	WASHINGTON DC	COGR MEETING	1,700	General/Tuition /Other
HODGES	SAN ANTONIO TX	SOUTH CENTRAL MOD LANG	527	General/Tuition /Other
HOEKSEMA	MEMPHIS TN	FACULTY CANDIDATE TRANSPORT	25	General/Tuition /Other
HOEVELMANN	SEATTLE WA	APHA ANNUAL CONVENTION	800	General/Tuition /Other
HOFFMAN	PALM BEACH FL	FRESHMAN VENTURES	3,000	General/Tuition /Other
HOFFMAN	CAPE GIRADEAU MO	FRESHMEN VENTURES	1,483	General/Tuition /Other
HOLLAND	BIRMINGHAM AL	SECOPA 2018	280	General/Tuition /Other
HOLLAND	RILEY NC	SERVICE LEARNING CONF	287	General/Tuition /Other
HOLLIS	SCOTTSDALE AZ	ARIZONA DONOR VISITS	1,258	General/Tuition /Other
HOLLIS	DENVER CO	DONOR MEETINGS	1,380	General/Tuition /Other
HOLLIS	WASHINGTON DC	DONOR/PROSPECT VISITS	463	General/Tuition /Other
HOLLIS	JACKSONVILLE FL	DEVELOPMENT MEETINS IN FL	1,463	General/Tuition /Other

**OUT-OF-STATE TRAVEL  
FISCAL YEAR 2021**

University of Mississippi (267-00)

Name of Agency

Note: All expenditures recorded on this form must be totaled and said total must agree with the out-of-state travel amount indicated for FY 2019 on Form Mbr-1, line 1.A.2.b.

Employee's Name	Destination	Purpose	Travel Cost	Funding Source
HOLLIS	SAVANNAH GA	DONOR MEETINGS	1,066	General/Tuition /Other
HOLLIS	CHICAGO IL	ALUMNI DONORS VISITS	469	General/Tuition /Other
HOLLIS	NEW ORLEANS LA	CHANCELLOR EVENT	1,329	General/Tuition /Other
HOLLIS	DETROIT MI	DONOR VISITS	1,464	General/Tuition /Other
HOLLIS	NEW YORK NY	DONOR MEETINGS	1,878	General/Tuition /Other
HOLLIS	CINCINNATI OH	DONOR VISITS	1,135	General/Tuition /Other
HOLLIS	OKLAHOMA CITY OK	OK DONOR TRIP	1,217	General/Tuition /Other
HOLLIS	MEMPHIS TN	HALLIDAY & WILSON MEETINGS	97	General/Tuition /Other
HOLLIS	NASHVILLE TN	MEETINGS OM ALUMNI EVENT	1,084	General/Tuition /Other
HOLLIS	HOUSTON TX	DONOR VISITS	1,001	General/Tuition /Other
HOLLIS	HOUSTON TX	ALUMNI VISITS	1,310	General/Tuition /Other
HOLLIS	VARIOUS UT	DEVELOPMENT MTGS	2,277	General/Tuition /Other
HOLLIS	WASHINGTON DC	DONOR MEETINGS	1,307	General/Tuition /Other
HOLLIS	SEATTLE WA	DONORS MEETINGS	2,348	General/Tuition /Other
HOLMES	BOSTON MA	AMERICAN ASSOCIATION OF COLLEGES OF PHARMACY	1,741	General/Tuition /Other
HOLY	ANAHEIM CA	ASHP MIDYR CLIN MTG	220	General/Tuition /Other
HOPKINS	SAN JOSE CA	APPLE CIO FORUM	1,573	General/Tuition /Other
HORNING	NEW ORLEANS LA	2018 ECOLOGICAL SOC OF AMERICA	300	General/Tuition /Other
HOWELL	BIRMINGHAM AL	SAMLA CONF	105	General/Tuition /Other
HOWELL	NEW YORK NY	SENIOR SHOWCASE	454	General/Tuition /Other
HU	WASHINGTON DC	AAPS PHARMSCI 360 MEETING	300	General/Tuition /Other
HUDSON	ANAHEIM CA	ASHP MIDYR CLIN MTG	220	General/Tuition /Other
HUDSON	BERKELEY CA	BEPRESS DIGITAL COMMONS	4,526	General/Tuition /Other
HUFF	BUFFALO NY	FRESHMEN VENTURES	2,400	General/Tuition /Other



**OUT-OF-STATE TRAVEL  
FISCAL YEAR 2021**

University of Mississippi (267-00)

Name of Agency

Note: All expenditures recorded on this form must be totaled and said total must agree with the out-of-state travel amount indicated for FY 2019 on Form Mbr-1, line 1.A.2.b.

<b>Employee's Name</b>	<b>Destination</b>	<b>Purpose</b>	<b>Travel Cost</b>	<b>Funding Source</b>
HUGH	HERNDON VA	AACP FALL INSTITUTE	722	General/Tuition /Other
HUGHES	ATHENS AL	COLLEGE FAIRS	145	General/Tuition /Other
HUGHES	DECATUR AL	COLLEGE FAIRS	127	General/Tuition /Other
HUGHES	HUNTSVILLE AL	COLLEGE FAIRS/PRIVATE VISITS	536	General/Tuition /Other
HUGHES	HUNTSVILLE AL	COLLEGE FAIR	332	General/Tuition /Other
HUGHES	HUNTSVILLE AL	COLLEGE FAIR	153	General/Tuition /Other
HUGHES	HUNTSVILLE AL	COLLEGE FAIRS/PRIVATE VISITS	650	General/Tuition /Other
HUGHES	ATLANTA GA	LEADERCAST LIVE	619	General/Tuition /Other
HUGHES	INDIANAPOLIS IN	AAAED NTL CONF	2,165	General/Tuition /Other
HUGHES	GREENVILLE SC	SOUTHEASTERN LIB ASSOC	361	General/Tuition /Other
HUGHES	MEMPHIS TN	PICKING UP GUESTS	79	General/Tuition /Other
HUGHES	AUSTIN TX	ER&L ANNUAL CONF	849	General/Tuition /Other
HUNDLEY	MEMPHIS TN	DROVE JOB CANDIDATE	79	General/Tuition /Other
HUSSEY	DALLAS TX	ELKECTROCHEMICAL SOCIETY MTG	1,544	General/Tuition /Other
HUTCHENS	WASHINGTON DC	NAAHP	730	General/Tuition /Other
HUTCHENS	CLEVELAND OH	EDUCATION LAW ASSN CONF	1,643	General/Tuition /Other
HYSENI	NEW ORLEANS LA	ESA MEETING	299	General/Tuition /Other
IBRAHIM	SAN ANTONIO TX	MIDDLE EAST STUDIES	1,957	General/Tuition /Other
IEPURI	ALBUQUERQUE NM	RUSSIAN TEACHERS OF AMER	1,000	General/Tuition /Other
INMAN	MIAMI FL	ACES CONF	682	General/Tuition /Other
IRVIN	CHICAGO IL	MIDWEST CLINIC	1,337	General/Tuition /Other
IRVIN	MEMPHIS TN	PICK UP GUES	79	General/Tuition /Other
IRWIN	ATHENS GA	SE CONF COMM ASSOC	1,183	General/Tuition /Other
JACKSON	ATLANTA GA	20187 INSTITUTE ON QUALITY	1,723	General/Tuition /Other

**OUT-OF-STATE TRAVEL  
FISCAL YEAR 2021**

University of Mississippi (267-00)

Name of Agency

Note: All expenditures recorded on this form must be totaled and said total must agree with the out-of-state travel amount indicated for FY 2019 on Form Mbr-1, line 1.A.2.b.

<b>Employee's Name</b>	<b>Destination</b>	<b>Purpose</b>	<b>Travel Cost</b>	<b>Funding Source</b>
JACKSON	NEW ORLEANS LA	CEA 2019	1,243	General/Tuition /Other
JEKABSONS	ATLANTA GA	LEADERCAST LDRSHIP CONF	481	General/Tuition /Other
JEKABSONS	AUSTIN TX	LEAPHR HIGHER EDU CONF	2,655	General/Tuition /Other
JENKINS	PHOENIX AZ	NACADA ANNUAL CONFERENCE	1,648	General/Tuition /Other
JENKINS	SCOTTSDALE AZ	NAT'L COLLEGE TESTING ASSOC CONF	2,206	General/Tuition /Other
JENKINS	FULTON GA	COLLEGE VISIT FAIR	78	General/Tuition /Other
JEON	ORLANDO FL	ACSM ANNUAL MTG	300	General/Tuition /Other
JEON	COLUMBUS OH	MATERIALS SCIENCE & TECH	300	General/Tuition /Other
JO	PALM SPRINGS CA	HOTEL CONFERENCE	300	General/Tuition /Other
JOHNS	WASHINGTON DC	FRESHMAN VENTURES	3,000	General/Tuition /Other
JOHNSON	MONTGOMERY AL	SOUTHERN ARCHIVISTS CONF	563	General/Tuition /Other
JOHNSON	HOLLYWOOD BEACH FL	NCURA 2019 REGIONA III	2,818	General/Tuition /Other
JOHNSON	ORLANDO FL	2018 SRA INT'L MTG	3,001	General/Tuition /Other
JOHNSON	TALLAHASSEE FL	SOUTHWEST MUSIC	409	General/Tuition /Other
JOHNSON	BATON ROUGE LA	LSU DISCOVER DAY	637	General/Tuition /Other
JOHNSON	KANSAS CITY MO	2019 ACDA NATION CONF	1,202	General/Tuition /Other
JOHNSON	ST LOUIS MO	TEACHING WITH TECH CONV	518	General/Tuition /Other
JOHNSON	ST LOUIS MO	MUSIC LIBRARY ASSOCIATION	601	General/Tuition /Other
JOHNSON	NEW YORK NY	2018 SYM ON RESEARCH/CHORAL SINGING	715	General/Tuition /Other
JOHNSON II	DETROIT MI	21-HR PHILO INVITATIONAL SMR	953	General/Tuition /Other
JOHNSTON	MYRTLE BEACH SC	SACES CONF 2018	301	General/Tuition /Other
JONES	POINT CLEAR AL	SACUBO FALL WORKSHOP	1,542	General/Tuition /Other
JONES	CHICAGO IL	MIDWEST POL SCI ASSOC	1,529	General/Tuition /Other
JONES	BOSTON MA	ANNUAL MTG/AMERICAN POL SCIENCE ASSOC	1,545	General/Tuition /Other

**OUT-OF-STATE TRAVEL  
FISCAL YEAR 2021**

University of Mississippi (267-00)

Name of Agency

Note: All expenditures recorded on this form must be totaled and said total must agree with the out-of-state travel amount indicated for FY 2019 on Form Mbr-1, line 1.A.2.b.

Employee's Name	Destination	Purpose	Travel Cost	Funding Source
JONES	NASHVILLE TN	NIGP EXPOSITION	1,987	General/Tuition /Other
JORDAN	WASHINGTON DC	INTERNSHIP WITH CONGRESS WOMAN	2,000	General/Tuition /Other
JUSTICE-MALLOY	SAN DIEGO CA	AMERICAN SOC THEATRE RES	760	General/Tuition /Other
JUSTICE-MALLOY	NEW YORK NY	NTL THEATRE CONF	1,808	General/Tuition /Other
KANE	MADISON WI	ADEIL CONF	1,948	General/Tuition /Other
KANG	PHOENIX AZ	AKA LEADERSHIP WORKSHOP	1,548	General/Tuition /Other
KANG	ORLANDO FL	AMER COLLEGE SPORTS MED	1,626	General/Tuition /Other
KANG	TAMPA FL	SHAPE AMERICAN CONF	1,976	General/Tuition /Other
KANG	MURFREESBORO TN	MTSU	715	General/Tuition /Other
KANG	SAN ANTONIO TX	2018 BIOSTATICS SEMINAR	616	General/Tuition /Other
KASASBEH	HUNTSVILLE AL	IEEE INT'L CONF	845	General/Tuition /Other
KAYAMA	SAN FRANCISCO CA	COMPARATIVE EDUC SO	1,882	General/Tuition /Other
KAZEROONI	SEATTLE WA	APHA ANNUAL CONVENTION	100	General/Tuition /Other
KELLUM	ATLANTA GA	2018 INSTITUTE ON QUALITY ENHANCEMENT	1,746	General/Tuition /Other
KELLUM	CHICAGO IL	ABAI	1,783	General/Tuition /Other
KELLUM	NEW ORLEANS LA	2018 SACSCOC ANNUAL MEETING	637	General/Tuition /Other
KELLY	MINNEAPOLIS MN	LOEX ANNUAL CONF	1,231	General/Tuition /Other
KELLY	SALT LAKE CITY UT	FRESHMEN VENTURES	2,453	General/Tuition /Other
KENNEY	BIRMINGHAM AL	NIRSA REGION II CONF	214	General/Tuition /Other
KENNEY	MURFREESBORO TN	MTSU FLAG FOOTBALL TOURN	114	General/Tuition /Other
KESLER	ATLANTA GA	LSI SAFETY IN THE LAB	671	General/Tuition /Other
KESSLER	BIRMINGHAM AL	SOUTHERN HISTORICAL MEETG	1,001	General/Tuition /Other
KESSLER	MEMPHIS TN	TOOK FACULTY CANDID TO APORT	148	General/Tuition /Other
KHADSE	LOS ANGELES CA	COMPUTATIONAL CHALLENGES IN GRAV	346	General/Tuition /Other

**OUT-OF-STATE TRAVEL  
FISCAL YEAR 2021**

University of Mississippi (267-00)

Name of Agency

Note: All expenditures recorded on this form must be totaled and said total must agree with the out-of-state travel amount indicated for FY 2019 on Form Mbr-1, line 1.A.2.b.

<b>Employee's Name</b>	<b>Destination</b>	<b>Purpose</b>	<b>Travel Cost</b>	<b>Funding Source</b>
KHADSE	DENVER CO	APS MTG	161	General/Tuition /Other
KIM	PALM SPRINGS CA	ICHRIE CONF	300	General/Tuition /Other
KIM	DENVER CO	AMERICAN ASSN OF SUICIDODOLOGY	1,834	General/Tuition /Other
KIM	ORLANDO FL	CSWE APM	600	General/Tuition /Other
KING	MYRTLE BEACH SC	SACES CONF	600	General/Tuition /Other
KLENKE	MOBILE AL	ISA CERTIFIED ARBORIST	829	General/Tuition /Other
KLINGLER	CHICAGO IL	MIDWEST POLI SCI ASSN	1,467	General/Tuition /Other
KLINGLER	AUSTIN TX	SOUTHERN POLI SCI ASSOC	1,184	General/Tuition /Other
KLINKE	NASHVILLE TN	FRESHMEN VENTURES	2,950	General/Tuition /Other
KLODT	PORTLAND OR	CINE-LIT 90: INTL CONF HISPANIC FILM	1,675	General/Tuition /Other
KNEIP	MEMPHIS TN	DONOR MEETING	69	General/Tuition /Other
KOLAHCHYAN	PITTSBURGH PA	AICHE MEETING	322	General/Tuition /Other
KOLSHENSKAYA	ALBUQUERQUE NM	RUSSIAN TEACHERS OF AMERICA	500	General/Tuition /Other
KULKARNI	LOS ANGELES CA	IPAM - COMP CHANGGENG	73	General/Tuition /Other
KULKARNI	MEMPHIS TN	APOINT PU CANDIDATES	394	General/Tuition /Other
KULKARNI	MEMPHIS TN	PICKUP NEW HIRE	79	General/Tuition /Other
KURPAKUS	MEMPHIS TN	RETURN PROSP STUDEN TO APOINT	79	General/Tuition /Other
KURTZ	WASHINGTON DC	AAA ANNUAL MTG	1,300	General/Tuition /Other
LABANC	INDIAN WELLS CA	NTL VICE PRESIDENTS GROUP MTG	2,650	General/Tuition /Other
LABANC	ATLANTA GA	SEC VPS FOR STUDENT AFF	1,366	General/Tuition /Other
LABANC	NEW ORLEANS LA	STUDENT AFFAIRS FORUM	2,466	General/Tuition /Other
LABANC	KNOXVILLE TN	SECSAO MEETING AND SEC ONLY MTG	610	General/Tuition /Other
LADNER	WASHINGTON DC	FRESHMAN VENTURES	3,000	General/Tuition /Other
LADOUCEUR	BOSTON MA	GOLDSCHMIDT CONF 2018	300	General/Tuition /Other

**OUT-OF-STATE TRAVEL  
FISCAL YEAR 2021**

University of Mississippi (267-00)

Name of Agency

Note: All expenditures recorded on this form must be totaled and said total must agree with the out-of-state travel amount indicated for FY 2019 on Form Mbr-1, line 1.A.2.b.

Employee's Name	Destination	Purpose	Travel Cost	Funding Source
LAN	MEMPHIS TN	PICK UP CANDIDATE	79	General/Tuition /Other
LANG	COLUMBUS OH	NATIONAL ASSN OF CAMPUS ACT	1,920	General/Tuition /Other
LANOIS	MONTGOMERY AL	SOUTHERN STUDIES CONF	600	General/Tuition /Other
LANTAGNE	BOSTON MA	INTERNATIONAL TRADEMARK ASSOC	275	General/Tuition /Other
LARRY	ANAHEIM CA	ASHP MIDYR CLIN MTG	220	General/Tuition /Other
LAWRENCE	OKLAHOMA CITY OK	PPAG MTG/PEDIATRIC PHARM CONF	218	General/Tuition /Other
LE	MARTIN TN	ACS GRAD STUDENT RECRUITMENT	197	General/Tuition /Other
LEE	SAN FRANCISCO CA	SSWR CONFERENCE	1,996	General/Tuition /Other
LEE	ATLANTA GA	AAAL	1,000	General/Tuition /Other
LEE	INDIANAPOLIS IN	NRPA	1,521	General/Tuition /Other
LEETON	BIRMINGHAM AL	STUDENTS TO INTERVIEW	267	General/Tuition /Other
LEETON	RALEIGH NC	SMBHC ALUMNI RECEPTION	956	General/Tuition /Other
LEETON	MEMPHIS TN	PICK UP DEAN FROM APORT	75	General/Tuition /Other
LEITER	MEMPHIS TN	NAFSA REGIONA VII CONF	813	General/Tuition /Other
LERNER	BIRMINGHAM AL	SOUTHERN HISTORICAL ASSOC	500	General/Tuition /Other
LESLIE	TALLAHASSEE FL	SOUTHEAST MUSIC LIB	409	General/Tuition /Other
LESLIE	ST LOUIS MO	MUSIC LIBRARY ASSN	504	General/Tuition /Other
LEWELLYN	AUSTIN TX	SOC OF RES ADMIN; BASIC RES ADMIN	2,621	General/Tuition /Other
LEWIS	ANAHEIM CA	SOCIAL MEDIA STRATEGIES SUMMITT	2,886	General/Tuition /Other
LEWIS	MEMPHIS TN	FIRST AID/CPR/AED INST COURSE	300	General/Tuition /Other
LEWIS	SEATTLE WA	2018 ACCP GLOBAL CONF	211	General/Tuition /Other
LIGHTWEIS-GOFF	MEMPHIS TN	DROP OFF CANDIDATE	79	General/Tuition /Other
LIGMAN	WASHINGTON DC	FRESHMAN VENTURES	1,800	General/Tuition /Other
LILES	AUBURN AL	SEC//ACC PRE CONF	107	General/Tuition /Other

**OUT-OF-STATE TRAVEL  
FISCAL YEAR 2021**

University of Mississippi (267-00)

Name of Agency

Note: All expenditures recorded on this form must be totaled and said total must agree with the out-of-state travel amount indicated for FY 2019 on Form Mbr-1, line 1.A.2.b.

Employee's Name	Destination	Purpose	Travel Cost	Funding Source
LILES	PANAMA CITY BEACH FL	DONOR VISITS	569	General/Tuition /Other
LILES	WEST PALM BEACH FL	DONOR VISITS	700	General/Tuition /Other
LILES	BOSTON MA	AACP MEETING	2,523	General/Tuition /Other
LIM	LOS ANGELES CA	GROUP FOR THE ADV OF DOC EDU	1,970	General/Tuition /Other
LIM	ORLANDO FL	COUNCIL ON SOCIAL WORK ED	139	General/Tuition /Other
LIN	SAN DIEGO CA	2018 ANNUAL MEETING - FIN MAN	300	General/Tuition /Other
LING	PHOENIX AZ	2019 EPI-USE CLIENT ADV BOARD	1,675	General/Tuition /Other
LING	BALTIMORE MD	2018 ASUG HIGHER EDU SIG MEETING	985	General/Tuition /Other
LING	LAS VEGAS NV	2018 SAP SUCCESS CONF	1,406	General/Tuition /Other
LITTRELL	LAS VEGAS NV	SAP TECH ED CONF	2,343	General/Tuition /Other
LOCANDER	WEST PALM BEACH FL	SOCIETY FOR MARKETING ADVA	300	General/Tuition /Other
LOENNEKE	ORLANDO FL	AMERICAN COLLEGE OF SPORTS MED	2,000	General/Tuition /Other
LOGAN	ATLANTA GA	LSI SAFETY IN THE LAB	202	General/Tuition /Other
LONG	MINNEAPOLIS MN	NCECA	1,500	General/Tuition /Other
LOPEZ	LAFAYETTE LA	COLLABORATION MEETING	279	General/Tuition /Other
LOTT	MIAMI FL	FRESHMAN VENTURES	2,886	General/Tuition /Other
LOVE	CHICAGO IL	MIDWEST POLI SCI	1,335	General/Tuition /Other
LOVE	NEW ORLEANS LA	IARSLCE	1,036	General/Tuition /Other
LOVE	BOSTON MA	APSA ANNUAL MTG	1,862	General/Tuition /Other
LOVE	COLUMBIA SC	INDIE GRITS FILM FESTIVAL	391	General/Tuition /Other
LOVE	MEMPHIS TN	TRANSPORT VISITING SCHOLAR TO APORT	158	General/Tuition /Other
LOVE	NASHVILLE TN	SOUTHEAST LATIN AMERICAN	410	General/Tuition /Other
LOVE	DALLAS TX	DONOR MEETING FOR MCCLEAN	726	General/Tuition /Other
LOWE	CHICAGO IL	RECRUITMENT VISITS	1,441	General/Tuition /Other

**OUT-OF-STATE TRAVEL  
FISCAL YEAR 2021**

University of Mississippi (267-00)

Name of Agency

Note: All expenditures recorded on this form must be totaled and said total must agree with the out-of-state travel amount indicated for FY 2019 on Form Mbr-1, line 1.A.2.b.

<b>Employee's Name</b>	<b>Destination</b>	<b>Purpose</b>	<b>Travel Cost</b>	<b>Funding Source</b>
LOWE	COLUMBIA MO	SEC ENROLLMENT MANAGERS	939	General/Tuition /Other
LOWE	HOUSTON TX	STUDENT RECRUITMENT	2,054	General/Tuition /Other
LUSK	PITTSBURGH PA	APRA	2,063	General/Tuition /Other
LY-HA	SALT LAKE CITY UT	APHA ANNUAL MTG	350	General/Tuition /Other
MAGANA ZERTUCHE	LOS ANGELES CA	COMPUTATIONAL CHALLENGES	110	General/Tuition /Other
MAJUMDAR	BALTIMORE MD	NIPTE BRD OF DIR MTG	976	General/Tuition /Other
MAJUMDAR	MEMPHIS TN	AIRPORT PICK UP	79	General/Tuition /Other
MANNING	SAVANNAH GA	ACUA HIGHER EDU COLLAB	2,234	General/Tuition /Other
MANSON	CINCINNATI OH	SOUTHERN SOC PHILOSOPY/PSYCH	1,369	General/Tuition /Other
MARKIN	CHICAGO IL	ACADEMY OF MGMT MTG	208	General/Tuition /Other
MARSHALL	WASHINGTON DC	MTG OF THE AMERIAN GEOPHYSICAL UNION	1,187	General/Tuition /Other
MARSZALKOWSKI	ARROYO GRANDE CA	ESTILL VOICE TRAINING	1,463	General/Tuition /Other
MARTIN	DALLAS TX	DONOR MEETING	753	General/Tuition /Other
MARTINEZ	BATON ROUGE LA	LA COLLEGE FAIR	69	General/Tuition /Other
MARTINEZ	BATON ROUGE LA	LOUISIANA PRIVATE VISTS	110	General/Tuition /Other
MARTING	CHICAGO IL	ASSN OF GENDER/SEXUALITY STUDIES	944	General/Tuition /Other
MASON	TALLAHASSEE FL	SOUTHEAST EVALUATORS CONF	1,306	General/Tuition /Other
MASTERSON	NEW ORLEANS LA	AUCCCO ANNUAL NTL CONF	580	General/Tuition /Other
MATALGAH	CHICAGO IL	VTC 2018 FALL	1,559	General/Tuition /Other
MATEN	PALM BEACH FL	2018 UNIVERSITY LEADERSHIP SUMMIT	1,436	General/Tuition /Other
MATEN	NEW ORLEANS LA	EAB- ENROLLMEN LEADERS	836	General/Tuition /Other
MATEN	MEMPHIS TN	SPECIAL ACT/NRCCUA & EDUVENTURES MTG	6	General/Tuition /Other
MAY	INDIANAPOLIS IN	NCAA REG RULES CONF	1,113	General/Tuition /Other
MAY	BALTIMORE MD	CMD CALL CENTER MTG	1,120	General/Tuition /Other

**OUT-OF-STATE TRAVEL  
FISCAL YEAR 2021**

University of Mississippi (267-00)

Name of Agency

Note: All expenditures recorded on this form must be totaled and said total must agree with the out-of-state travel amount indicated for FY 2019 on Form Mbr-1, line 1.A.2.b.

<b>Employee's Name</b>	<b>Destination</b>	<b>Purpose</b>	<b>Travel Cost</b>	<b>Funding Source</b>
MBUGUA	KANSAS CITY MO	ACDA NATL CONF	959	General/Tuition /Other
MCCALL	WILMINGTON NC	SOUTHEAST FITNESS EXPO	413	General/Tuition /Other
MCCARVER	DENVER CO	2018 EDUCAUSE ANNUAL CONF	2,658	General/Tuition /Other
MCCARVER	PROVIDENCE RI	NERCOMP ANNUAL CONF	2,457	General/Tuition /Other
MCCLELLAN	LOS ANGELES CA	NASPA NAT'L CONF	2,779	General/Tuition /Other
MCCLENDON	BOSTON MA	AACP MTG 2018	2,651	General/Tuition /Other
MCCLENDON	HERNDON VA	AACP FALL INSTITUTE	7,037	General/Tuition /Other
MCCLENDON	SEATTLE WA	2018 ACCP GLOBAL CONF	1,500	General/Tuition /Other
MCCORD	MOBILE AL	NACADA	290	General/Tuition /Other
MCCORMACK	ANAHEIM CA	ASHP MIDYR CLIN MTG	220	General/Tuition /Other
MCCORMICK	MONTGOMERY AL	SSCA CONVENTION	1,329	General/Tuition /Other
MCDILL	FORT MYERS FL	CASE ENROLLMENT MKTG CONF	2,090	General/Tuition /Other
MCDILL	PORTLAND OR	SEC FALL COLLEGE TOUR	635	General/Tuition /Other
MCDONALD	PITTSBURGH PA	AASHE	1,814	General/Tuition /Other
MCGONAGILL	ATLANTA GA	SASFAA 2019	1,088	General/Tuition /Other
MCINTYRE	MINNEAPOLIS MN	NCECA	793	General/Tuition /Other
MCKEE	KANSAS CITY MO	CIVIL WAR CAUCUC	1,136	General/Tuition /Other
MCKINLEY	NEW ORLEANS LA	APLU ANNUAL MTG	700	General/Tuition /Other
MCKINLEY	NEW ORLEANS LA	APLU MEETING	107	General/Tuition /Other
MCLEOD	WASHINGTON DC	NAFSA CONF	2,738	General/Tuition /Other
MCLEOD	MEMPHIS TN	NAFSA 2018 REG CONF	928	General/Tuition /Other
MCMAHEN	WASHINGTON DC	AMERICAN GRAPHENE SUMMIT	548	General/Tuition /Other
MCMAHEN	RUSTON LA	DEEP SOUTH CONF	2,803	General/Tuition /Other
MCMAHEN	AUSTIN TX	NGA GLOBAL GRAPHENE EXPO	464	General/Tuition /Other



**OUT-OF-STATE TRAVEL  
FISCAL YEAR 2021**

University of Mississippi (267-00)

Name of Agency

Note: All expenditures recorded on this form must be totaled and said total must agree with the out-of-state travel amount indicated for FY 2019 on Form Mbr-1, line 1.A.2.b.

<b>Employee's Name</b>	<b>Destination</b>	<b>Purpose</b>	<b>Travel Cost</b>	<b>Funding Source</b>
MCMANUS	LOUISVILLE KY	PGMS/GROUNDS MGMT	994	General/Tuition /Other
MCMANUS	GRAND RAPIDS MI	PGMS SUMMER CONFERENCE	194	General/Tuition /Other
MCMANUS	GREENVILLE SC	TRANSFORMING LEADERS BRIDGING GENERATIONS	799	General/Tuition /Other
MCNICHOLS	PORTLAND OR	NAASS ANNUAL CONF	2,195	General/Tuition /Other
MCWHITE	WASHINGTON DC	CPS & SAA MEETINGS	1,300	General/Tuition /Other
MELEAR	CLEVELAND OH	EDUCATION LAW ASSOC CONF	1,678	General/Tuition /Other
MELTON	SOUTHAVEN MA	ACADEMIC ADVISING	72	General/Tuition /Other
MENALDI	KANSAS CITY MO	MIDWEST MOD LANG ASSOC CONVENTION	425	General/Tuition /Other
MESSINA	BOSTON MA	FRESHMAN VENTURES	2,998	General/Tuition /Other
MEURRIER	CHICAGO IL	INTEGRATIVE POSTURAL THPY	1,491	General/Tuition /Other
MEYER	SEATTLE WA	FRESHMEN VENTURES	3,000	General/Tuition /Other
MILLER	ANAHEIM CA	ASHP MIDYR CLIN MTG	220	General/Tuition /Other
MILLER	SAN DIEGO CA	CASE ANNUAL CONF	3,236	General/Tuition /Other
MILLER	WASHINGTON DC	CASE CFR CONF	2,712	General/Tuition /Other
MILLER	INDIANAPOLIS IN	NATIONAL STRENGTH MEETING	600	General/Tuition /Other
MILLER	LOUISVILLE KY	LOUISVILLE COLLEGE FAIR	155	General/Tuition /Other
MILLER	CHATTANOOGA TN	COLLEGE FAIRS	418	General/Tuition /Other
MILLER	CHATTANOOGA TN	RECRUITMENT	325	General/Tuition /Other
MILLER	KNOXVILLE TN	KNOXVILLE RECRUITMENT	397	General/Tuition /Other
MILLER	NASHVILLE TN	RECRUITMENT	1,065	General/Tuition /Other
MILLER	HOUSTON TX	HOUSTON CORPORATE VISITS	387	General/Tuition /Other
MILLER	SEATTLE WA	2018 ACCP GLOBAL CONF	617	General/Tuition /Other
MILLER	SEATTLE WA	2018 ACCP GLOBAL CONF	211	General/Tuition /Other
MILLS	ANEHEIM CA	ASHP MIDYEAR MTG	1,918	General/Tuition /Other

**OUT-OF-STATE TRAVEL  
FISCAL YEAR 2021**

University of Mississippi (267-00)

Name of Agency

Note: All expenditures recorded on this form must be totaled and said total must agree with the out-of-state travel amount indicated for FY 2019 on Form Mbr-1, line 1.A.2.b.

<b>Employee's Name</b>	<b>Destination</b>	<b>Purpose</b>	<b>Travel Cost</b>	<b>Funding Source</b>
MILLS	MEMPHIS TN	MIDSOUTH PHARM RES CONF	271	General/Tuition /Other
MINOR	DESTIN FL	MPHA ANNUAL MEETING	429	General/Tuition /Other
MINOR	BOSTON MA	2018 NCPA ANNUAL CONV	2,000	General/Tuition /Other
MINOR	SEATTLE WA	APHA CONVENTION	1,500	General/Tuition /Other
MISCHKER	MYRTLE BEACH SC	SWCA ANNUAL CONF	957	General/Tuition /Other
MISHRA	HUNTSVILLE AL	2018 SSCET	400	General/Tuition /Other
MITCHELL	ATLANTA GA	NADE SPRING CONF	1,400	General/Tuition /Other
MIZENKO	CHICAGO IL	ALEXANDER TECHNIQUE CONGRESS	250	General/Tuition /Other
MIZENKO	COLUMBUS OH	BIG 5 CONFERENC	250	General/Tuition /Other
MIZENKO	KNOXVILLE TN	SETC	250	General/Tuition /Other
MOBLEY	LOUISVILLE KY	ACOUSTICAL SOC SPRING MTG	1,200	General/Tuition /Other
MOCKBEE	HANOVER NH	CASE CONFERENCE	1,988	General/Tuition /Other
MOEN	WASHINGTON DC	FINANCIAL HISTORY CONF	1,704	General/Tuition /Other
MONTAGUE	OKLAHOMA CITY OK	PPAG MTG/PEDIATRIC PHARM CONF	133	General/Tuition /Other
MOODY	BIRMINGHAM AL	NIRSA REGION II CONF	445	General/Tuition /Other
MOORE	INDIANAPOLIS IN	25TH NAT'L CONF/STUDENTS IN TRANSITION	2,158	General/Tuition /Other
MOORE	NEW ORLEANS LA	WMN LDRSHIP SUCCESS	3,264	General/Tuition /Other
MOORE	GREENSBORO NC	NTL ASSOC COMMUNICATION CNTR	1,379	General/Tuition /Other
MORALES	VERNON AL	DOCUMENTARY FIELDWORK	145	General/Tuition /Other
MORALES	VERNON AL	DOC PROJECT	32	General/Tuition /Other
MORRISON	TUSCALOOSA AL	SOUTHEASTERN CORPORATE/FOUND RELATIONS CONF	334	General/Tuition /Other
MORRISON	WASHINGTON DC	CASE CFR CONFERENCE	2,126	General/Tuition /Other
MORRISON	WASHINGTON DC	PROSPEC DONOR FOUNDATION MTG	515	General/Tuition /Other

**OUT-OF-STATE TRAVEL  
FISCAL YEAR 2021**

University of Mississippi (267-00)

Name of Agency

Note: All expenditures recorded on this form must be totaled and said total must agree with the out-of-state travel amount indicated for FY 2019 on Form Mbr-1, line 1.A.2.b.

<b>Employee's Name</b>	<b>Destination</b>	<b>Purpose</b>	<b>Travel Cost</b>	<b>Funding Source</b>
MORRISON	NEW ORLEANS LA	NACRO BOOTCAMP	1,338	General/Tuition /Other
MORRISON	MEMPHIS TN	PICK UP & RTN SPEAKER	158	General/Tuition /Other
MOSS	NASHVILLE TN	SFA/CSSC DONOR VISITS	160	General/Tuition /Other
MOSVICK	HARTFORD CT	DISSERTATION RESEARCH	500	General/Tuition /Other
MOSVICK	HOUSTON TX	PRESENTING PAPER	300	General/Tuition /Other
MOVITZ	BOSTON MA	AMERICAN CHEMICAL	2,935	General/Tuition /Other
MOWER	WASHINGTON DC	NTL HUMANITIES ALLIANCE	1,949	General/Tuition /Other
MULLINS	MOBILE AL	NACADA CONF	1,009	General/Tuition /Other
MULLINS	DENVER CO	SIGMA CONFERENCE	1,617	General/Tuition /Other
MUNSHOWER	BATON ROUGE LA	CERTIFIED ARCHIVIST EXAM	52	General/Tuition /Other
MUNSHOWER	PORTLAND OR	AMIA ANNUAL MEETING	1,300	General/Tuition /Other
MURPHY	BIRMINGHAM AL	NIRSA REGION II CONF	365	General/Tuition /Other
MURRY	CLEARWATER BEACH FL	CONFERENCE ON LAW/HIGHER EDUCATION	3,015	General/Tuition /Other
MURRY	BURLINGTON VT	LEGAL ISSUES IN HIGHER ED	1,446	General/Tuition /Other
MYATT	BIRMINGHAM AL	SOUTH ATLANTIC MOD LANG	555	General/Tuition /Other
MYATT	PITTSBURGH PA	COLLEGE COMPOSITION/COMMUNICATION	1,803	General/Tuition /Other
NAJJAR	HUNTSVILLE AL	2018 SOUTHEAST SYMP ON CONTEPORARY	727	General/Tuition /Other
NAJJAR	DALLAS TX	ASCE EDU SUMMIT/CE DEPT CONF	1,084	General/Tuition /Other
NEELY	LITTLE ROCK AR	MEET WITH CLARK MASON & bEN hUSSMAN	392	General/Tuition /Other
NEELY	SAN FRANCISCO CA	DONOR TRIP	1,029	General/Tuition /Other
NEELY	WASHINGTON DC	DC ALUMNI AND DONOR MTG	1,067	General/Tuition /Other
NEELY	DESTIN FL	FL PROSPECTS/DONOR MTGS	1,128	General/Tuition /Other
NEELY	JACKSONVILLE FL	DEVELOPMENT VISITS	1,210	General/Tuition /Other
NEELY	TAMPA FL	FLORIDA DEVELOPMENT TRIP	1,037	General/Tuition /Other

**OUT-OF-STATE TRAVEL  
FISCAL YEAR 2021**

University of Mississippi (267-00)

Name of Agency

Note: All expenditures recorded on this form must be totaled and said total must agree with the out-of-state travel amount indicated for FY 2019 on Form Mbr-1, line 1.A.2.b.

<b>Employee's Name</b>	<b>Destination</b>	<b>Purpose</b>	<b>Travel Cost</b>	<b>Funding Source</b>
NEELY	LOUISVILLE KY	SFA MEETINGS	318	General/Tuition /Other
NEELY	NEW ORLEANS LA	DEVELOPMENT VISITS	746	General/Tuition /Other
NEELY	CHAPEL HILL NC	DONOR MEETINGS	1,286	General/Tuition /Other
NEELY	CHARLESTON SC	SC PROSPECT/DONOR MTGS	1,322	General/Tuition /Other
NEELY	SOUTH CAROLINA SC	ALUMNI VISITS DONORS	1,206	General/Tuition /Other
NEELY	MEMPHIS TN	DEVELOPMENT VISITS	81	General/Tuition /Other
NEELY	MEMPHIS TN	VISIT WITH ALUMNI DONOR	100	General/Tuition /Other
NEELY	NASHVILLE TN	DEVELOPMENT MEETINGS	754	General/Tuition /Other
NEELY	DALLAS TX	DALLAS DEVELOPMENT TRIP	977	General/Tuition /Other
NEELY	HOUSTON TX	ALUMNI AND DONOR VISITS	790	General/Tuition /Other
NEELY	HOUSTON TX	DVELOPM VISITS	783	General/Tuition /Other
NEELY	HOUSTON TX	DEVELOPMENT MTG	1,224	General/Tuition /Other
NEZHUKUMATATHIL	NEW YORK NY	BEST AMERICAN POETRY	962	General/Tuition /Other
NGO	SAN ANTONIO TX	FRESHMAN VENTURES	2,392	General/Tuition /Other
NICHOLAS	BENTONVILLE AR	HEARTLAND SUMMIT	1,197	General/Tuition /Other
NICHOLAS	NEW ORLEANS LA	APLU ANNUAL MTG	2,402	General/Tuition /Other
NICHOLLS	NEW YORK NY	FRESHMEN VENTURES	2,232	General/Tuition /Other
NICHOLS	ST LOUIS MO	COLLEGE FAIR/PRIVATE VISITS	761	General/Tuition /Other
NICHOLS	PHILADELPHIA PA	ACADEMIC RESILIENCE	1,187	General/Tuition /Other
NICHOLS	KIAWAH ISLAND SC	SCCTE	871	General/Tuition /Other
NICHOLS	HOUSTON TX	NCTE ANNUAL CONV	1,203	General/Tuition /Other
NICK	BIRMINGHAM AL	SAMLA CONFERENCE	102	General/Tuition /Other
NICK	SAN ANTONIO TX	SCML ASSOC	800	General/Tuition /Other
NORDSTROM	CHICAGO IL	MIDWEST POLI SCI ASSOC	1,734	General/Tuition /Other

**OUT-OF-STATE TRAVEL  
FISCAL YEAR 2021**

University of Mississippi (267-00)

Name of Agency

Note: All expenditures recorded on this form must be totaled and said total must agree with the out-of-state travel amount indicated for FY 2019 on Form Mbr-1, line 1.A.2.b.

<b>Employee's Name</b>	<b>Destination</b>	<b>Purpose</b>	<b>Travel Cost</b>	<b>Funding Source</b>
NORWOOD	BIRMINGHAM AL	SAMLA CONF	319	General/Tuition /Other
NOSS	HOUSTON TX	HOUSTON VISITS	907	General/Tuition /Other
NOVICEVIC	ATLANTA GA	SASFAA CONFERENCE	1,157	General/Tuition /Other
NOVICEVIC	BALTIMORE MD	CMD CALL CENTER	1,072	General/Tuition /Other
NYLANDER III	BIRMINGHAM AL	MID-SOUTH SOCIOLOGICAL ASSN	815	General/Tuition /Other
NYLANDER III	NEW ORLEANS LA	IARSLCE	1,594	General/Tuition /Other
NYLANDER III	DALLAS TX	DONOR MEETING	817	General/Tuition /Other
OCCHIPINTI	MONROE LA	COLLEGE FAIRS	198	General/Tuition /Other
OCCHIPINTI	SHREVEPORT LA	FAIRS/PRIVATE VISITS	602	General/Tuition /Other
ODLE	FORT WORTH TX	GLOBAL GRAPHENE EXPO	882	General/Tuition /Other
O'DONOGHUE	MADISON WI	ADEIL CONF	1,240	General/Tuition /Other
O'HAVER	NEW ORLEANS LA	INSTITUTE OF FOOD TECH	2,048	General/Tuition /Other
O'KEEFE	ANAHEIM CA	ASHP MIDYR CLIN MTG	220	General/Tuition /Other
O'KEEFE	SEATTLE WA	APHA ANNUAL CONV	689	General/Tuition /Other
ONTIVEROS	NEW YORK NY	SENIOR SHOWCASE	400	General/Tuition /Other
O'REILLY	WASHINGTON DC	AMERICAN GEOPHYSICAL UNION FALL MTG	1,076	General/Tuition /Other
OSMAN	NEW YORK NY	FRESHMAN VENTURE AWARD	3,000	General/Tuition /Other
OSTROVSKII	LOUISVILLE KY	ACOUSTICAL SOC OF AMER	1,200	General/Tuition /Other
OSTROVSKII	SANTA FE NM	21 INTERNATIONAL SYMP	1,200	General/Tuition /Other
O'SULLIVAN	BOSTON MA	SHORELIGHT EDU PARTNERSHIP	1,462	General/Tuition /Other
PANDA	WASHINGTON DC	AAPS PHARMSCI 360	300	General/Tuition /Other
PARK	ATHENS GA	MIDWEST MACROECONOMICS	1,039	General/Tuition /Other
PARK	ST LOUIS MO	2018 WKSHP ON MONEY/BANKING/PAYMENTS/FIN	656	General/Tuition /Other
PARK	MEMPHIS TN	PICKUP JOB CANDIDATE	38	General/Tuition /Other

**OUT-OF-STATE TRAVEL  
FISCAL YEAR 2021**

University of Mississippi (267-00)

Name of Agency

Note: All expenditures recorded on this form must be totaled and said total must agree with the out-of-state travel amount indicated for FY 2019 on Form Mbr-1, line 1.A.2.b.

<b>Employee's Name</b>	<b>Destination</b>	<b>Purpose</b>	<b>Travel Cost</b>	<b>Funding Source</b>
PARKER	MOBILE AL	NACADA REGIONAL CONF	698	General/Tuition /Other
PARKER	LITTLE ROCK AR	COLLEGE FAIRS	293	General/Tuition /Other
PARKER	NEW YORK NY	FRESHMAN VENTURES	3,000	General/Tuition /Other
PARKER	OKLAHOMA CITY OK	PPAG MTG/PEDIATRIC PHARM CONF	216	General/Tuition /Other
PARKS	WASHINGTON DC	MAJOR DONOR RUFF FANT	468	General/Tuition /Other
PARKS	FORT LAUDERDALE FL	AGB FOUNDATION LDRSHIP FORUM	2,931	General/Tuition /Other
PARKS	ATLANTA GA	SEC CONF @ UNIVERSITY OF GA	679	General/Tuition /Other
PARKS	ATLANTA GA	SOUTHEAST DATA LIBRARIAN SYMP	433	General/Tuition /Other
PARKS	BATON ROUGE LA	OLE MISS VS LSU GAME	1,171	General/Tuition /Other
PARKS	COLUMBIA SC	NCAA MENS BBALL TOURN	894	General/Tuition /Other
PARKS	MEMPHIS TN	DONOR MEETING	45	General/Tuition /Other
PARKS	MEMPHIS TN	DONOR VISITS	16	General/Tuition /Other
PARKS	NASHVILLE TN	ALUMNI RECEPTION	457	General/Tuition /Other
PARKS	NASHVILLE TN	BUSINESS CONNECT	37	General/Tuition /Other
PARKS	NASHVILLE TN	DONOR VISITS	278	General/Tuition /Other
PARKS	NASHVILLE TN	OLE MISS ALUMNI RECEPTION	64	General/Tuition /Other
PARKS	HOUSTON TX	UM VS TEXAS TECH	502	General/Tuition /Other
PARKS	NORFOLK VA	DONOR VISITS IN VA	341	General/Tuition /Other
PARKS	SEATTLE WA	AMER LIBRARY ASSOC MIDWINER MTG	987	General/Tuition /Other
PARSONS	CONWAY AR	NSFMIH	1,596	General/Tuition /Other
PARSONS	CHICAGO IL	SALLY MCDONNELL BARKSDALE	646	General/Tuition /Other
PARSONS	BOSTON MA	NAT'L COLLEGIATE HONORS ANNUAL MTG	1,858	General/Tuition /Other
PARSONS	SALT LAKE CITY UT	HERU 2019 CONF	1,675	General/Tuition /Other
PARTACZ	WASHINGTON DC	FNCE CONF	500	General/Tuition /Other

**OUT-OF-STATE TRAVEL  
FISCAL YEAR 2021**

University of Mississippi (267-00)

Name of Agency

Note: All expenditures recorded on this form must be totaled and said total must agree with the out-of-state travel amount indicated for FY 2019 on Form Mbr-1, line 1.A.2.b.

Employee's Name	Destination	Purpose	Travel Cost	Funding Source
PARVEEN	ANDOVER NH	GORDON CONFERENCE	600	General/Tuition /Other
PASCO-PRANGER	WASHINGTON DC	NTL HUMANIITIES ALLIANCE	1,508	General/Tuition /Other
PATE	BOSTON MA	AACP MEETING	1,000	General/Tuition /Other
PATE	BOSTON MA	AACP MEETING	1,500	General/Tuition /Other
PATEL	ANAHEIM CA	ASHP MIDYR CLIN MTG	220	General/Tuition /Other
PATEL	LAS VEGAS NV	FRESHMEN VENTURES	3,000	General/Tuition /Other
PAYNE	MOBILE AL	REGION 4 NACADA CONF	524	General/Tuition /Other
PEARMAN	BOSTON MA	NCPA ANNUAL CONV	364	General/Tuition /Other
PERCY	NEW ORLEANS LA	ASSOC AM LAW SCHOOLS	1,505	General/Tuition /Other
PERRY	WASHINGTON DC	ASSOC OF BEHAV COGN THERAPIES	400	General/Tuition /Other
PERRYMAN	MYRTLE BEACH SC	SOUTHERN ASSOC FOR COUNSELOR ED/SUPERV	100	General/Tuition /Other
PETCHROON	ST LOUIS MO	MAGNA TEACHING WITH TECH CONF	1,486	General/Tuition /Other
PHAN	ANEHEIM CA	ASHP MIDYEAR CLINIC	1,947	General/Tuition /Other
PHAN	MEMPHIS TN	MIDSOUTH PHARMACY RES CONF	349	General/Tuition /Other
PHILLIPS	PITTSBURGH PA	AASHE ANNUAL CONF	2,050	General/Tuition /Other
PHILLIPS	DALLAS TX	TERRADOTTA BOOT CAMP	1,212	General/Tuition /Other
PHILLIPS	BURLINGTON VT	CAMPUS SUSTAINABILITY	3,419	General/Tuition /Other
PILLAI	WASHINGTON DC	AAPS PHARMSCI 360	300	General/Tuition /Other
PINION	MARTIN TN	SUPERVISOR TOOL KIT TRAINING	1,456	General/Tuition /Other
PITTMAN	MEMPHIS TN	DROVE JOB CANDIDATE TO AIRPORT	79	General/Tuition /Other
PLATT	JONESBORO AR	GEOL 305 FIELD TRIP	155	General/Tuition /Other
PLATT	INDIANAPOLIS IN	GEOLOGICAL SOC OF AMER	1,446	General/Tuition /Other
PLATT	SHREVEPORT LA	GCAGS	679	General/Tuition /Other
POLEGATO	STONEY BROOK NY	ITALY/EAST ASIA/EXCH & PARALLELS	559	General/Tuition /Other

**OUT-OF-STATE TRAVEL  
FISCAL YEAR 2021**

University of Mississippi (267-00)

Name of Agency

Note: All expenditures recorded on this form must be totaled and said total must agree with the out-of-state travel amount indicated for FY 2019 on Form Mbr-1, line 1.A.2.b.

<b>Employee's Name</b>	<b>Destination</b>	<b>Purpose</b>	<b>Travel Cost</b>	<b>Funding Source</b>
POLSTON	LOUISVILLE KY	DERBYCON CONF	1,115	General/Tuition /Other
PRABHU	SAN DIEGO CA	SOC OF NEUROSCI MTG	300	General/Tuition /Other
PRESTON	NASHVILLE TN	CLIMBING WALL INSTRUCTION	445	General/Tuition /Other
PRESTWOOD	CHARLESTON SC	FRESHMEN VENTURES	3,000	General/Tuition /Other
PRIOR	OKLAHOMA CITY OK	2018 LEADERSHIP DEVELOPMENT	254	General/Tuition /Other
PRYOR	GREENVILLE SC	2018 APLU COUNCIL	801	General/Tuition /Other
PULLIAM	BOSTON MA	ASSOC OF THEATRE IN HIGHER ED	750	General/Tuition /Other
PULLIAM	NEW YORK NY	SENIOR SHOWCASE	1,643	General/Tuition /Other
PULLMAN	ANAHEIM CA	ASHP MIDYR CLIN MTG	220	General/Tuition /Other
PULLMAN	BOSTON MA	AACP ANNUAL WORKSHOP	700	General/Tuition /Other
PUTMAN	BATON ROUGE LA	FAIRS/RECRUITMENT	509	General/Tuition /Other
PUTT	BOSTON MA	AACP MEETING	1,000	General/Tuition /Other
PYLE	AUBURN AL	SPEED INTERVIEW	484	General/Tuition /Other
PYLE	BIRMINGHAM AL	PRE-PHARMACY CLUB MTG	285	General/Tuition /Other
PYLE	BIRMINGHAM AL	UAB PRE-PHARMACY CLUB MTG	227	General/Tuition /Other
PYLE	TUSCALOOSA AL	UNIVERSITY OF AL PRE- PHARMACY MTG	505	General/Tuition /Other
PYLE	ORLANDO FL	HOSA NATIONAL CONV	1,545	General/Tuition /Other
PYLE	ORLANDO FL	PTK CONFERENCE	1,171	General/Tuition /Other
PYLE	ATLANTA GA	NACAC STEM FAIR	411	General/Tuition /Other
PYLE	BATON ROUGE LA	LSU HEALTH FAIR	248	General/Tuition /Other
PYLE	BATON ROUGE LA	USA/LSU/TULANE	266	General/Tuition /Other
PYLE	NEW ORLEANS LA	TULANE CAREER FAIR	607	General/Tuition /Other
PYLE	SAN ANTONIO TX	SACNAS NATIONAL DIVERSITY STEM CONF	1,125	General/Tuition /Other
RAMACHANDRAN	BOSTON MA	2018 AACP MEETING	1,817	General/Tuition /Other



**OUT-OF-STATE TRAVEL  
FISCAL YEAR 2021**

University of Mississippi (267-00)

Name of Agency

Note: All expenditures recorded on this form must be totaled and said total must agree with the out-of-state travel amount indicated for FY 2019 on Form Mbr-1, line 1.A.2.b.

<b>Employee's Name</b>	<b>Destination</b>	<b>Purpose</b>	<b>Travel Cost</b>	<b>Funding Source</b>
RAMSEY	ANAHEIM CA	ASHP MIDYR CLIN MTG	1,430	General/Tuition /Other
RAMSEY	WASHINGTON DC	ASSOC CLINICAL/TRANSLATIONA	1,071	General/Tuition /Other
RAMSEY	TAMPA FL	AACP INTERIM MTG	2,220	General/Tuition /Other
RAMSEY	BOSTON MA	AACP ANNUAL MTG	2,877	General/Tuition /Other
RAND	ATHENS GA	MGMT SEMINAR COLLEGE NEWS EDITORS	521	General/Tuition /Other
RANDLE	ORLANDO FL	2018 SRA INT'L ANNUAL MTG	2,548	General/Tuition /Other
RASH	CLEMSON SC	SAM WANG VIDEO SHOOT	665	General/Tuition /Other
RASH	NORFOLK VA	EAST COAST MUSIC CONF	933	General/Tuition /Other
RAUSCHENBERGER	HUNTSVILLE AL	SRA CHAPER MEETING	925	General/Tuition /Other
REA	JACKSONVILLE FL	PRIVATE VISITS	606	General/Tuition /Other
REA	ORLANDO FL	RECRUITMENT/FL/GA	265	General/Tuition /Other
REA	COLUMBUS GA	PROBE FAIR	170	General/Tuition /Other
REA	MACON GA	RECRUITING	358	General/Tuition /Other
REA	SAVANNAH GA	RECRUITING	448	General/Tuition /Other
REA	SAVANNAH GA	SAVANNAH RECRUITMENT TRAVEL	460	General/Tuition /Other
REDDING	SAN DIEGO CA	NEUROSCIENCE 2018	600	General/Tuition /Other
REED	ATLANTA GA	AMERICAN STUDIES ASSOC	919	General/Tuition /Other
REED	NEW YORK NY	SENIOR SHOWCASE	400	General/Tuition /Other
REED	PITTSBURGH PA	AICE ANNUAL MTG 2018	300	General/Tuition /Other
REES	HOUSTON TX	UM VS TX STUDENT MEDIA	164	General/Tuition /Other
REILLY	BOSTON MA	AACP MEETING	493	General/Tuition /Other
REILLY	NATIONAL HARBOR MD	ASCP CONF	1,000	General/Tuition /Other
REILLY	SALT LAKE CITY UT	APHA INSTITUTE OF SUBSTANCE USE	2,158	General/Tuition /Other
REPKA	BROOKVILLE NY	NIPTE	889	General/Tuition /Other

**OUT-OF-STATE TRAVEL  
FISCAL YEAR 2021**

University of Mississippi (267-00)

Name of Agency

Note: All expenditures recorded on this form must be totaled and said total must agree with the out-of-state travel amount indicated for FY 2019 on Form Mbr-1, line 1.A.2.b.

<b>Employee's Name</b>	<b>Destination</b>	<b>Purpose</b>	<b>Travel Cost</b>	<b>Funding Source</b>
REPKA	NEW YORK NY	CRS ANNUAL MEETING	2,315	General/Tuition /Other
REPKA	SAN ANTONIO TX	DPT LABORATORIES	725	General/Tuition /Other
REYNOLDS	HOUSTON TX	RECRUITMENT EVENTS	2,110	General/Tuition /Other
RHODES	MURFREESBORO TN	NIRSA REGIONAL TOURNAMENT	281	General/Tuition /Other
RICE	DENVER CO	2018 EDUCAUSE ANNUAL CONF	2,843	General/Tuition /Other
RICE	ORLANDO FL	BBWORLD 2018 BLACKBOARD USER CONF	2,517	General/Tuition /Other
RICE	PROVIDENCE RI	NERCOMP ANNUAL CONF	2,034	General/Tuition /Other
RICHARDSON	NEW ORLEANS LA	NIRSA COLLEGIATE MKT INST	836	General/Tuition /Other
RIDOUT	SAVANNAH GA	AUDIT INTERACTIVE	2,349	General/Tuition /Other
RIGGS	SAN ANTONIO TX	NAT'L MTG AMERICAN MUSICOLOGICAL SOCIETY	2,016	General/Tuition /Other
RIJAL	MADISON WI	MOLECULAR GENETICS OF BACTERIA	295	General/Tuition /Other
RIMOLDI	TAMPA FL	2019 AACCP INTERIM MTG INVOLVE	491	General/Tuition /Other
RIMOLDI	BOSTON MA	AACP MTG/TEACHERS CONF	2,558	General/Tuition /Other
RIOJAS	AUBURN AL	NAQT	385	General/Tuition /Other
RIOJAS	PALO ALTO CA	STANFORD QUIZ BOWL	2,000	General/Tuition /Other
ROBBINS	ORLANDO FL	CSWE ANNUAL PROG MTG	1,942	General/Tuition /Other
ROBERT	ORLANDO FL	NOBCCHE ON THE MOVE	481	General/Tuition /Other
ROBERTSON	BATON ROUGE LA	COVERAGE OF UM VS LSU	73	General/Tuition /Other
ROBINSON	LOS ANGELES CA	2019 NASPA ANNUAL CONF	3,193	General/Tuition /Other
ROBINSON	WASHINGTON DC	NAFSA ASSOC CONF	2,637	General/Tuition /Other
ROBINSON	TAMPA FL	COMM SKILLS FOR WOMEN	755	General/Tuition /Other
ROBINSON	PENNSYLVANIA PA	THE RESILIENCE CONSORTIUM	703	General/Tuition /Other
ROBINSON	MEMPHIS TN	NAFSA REGION VII CONF	824	General/Tuition /Other
RODGERS	KIRKSVILLE MI	ASRS CONF	644	General/Tuition /Other

**OUT-OF-STATE TRAVEL  
FISCAL YEAR 2021**

University of Mississippi (267-00)

Name of Agency

Note: All expenditures recorded on this form must be totaled and said total must agree with the out-of-state travel amount indicated for FY 2019 on Form Mbr-1, line 1.A.2.b.

<b>Employee's Name</b>	<b>Destination</b>	<b>Purpose</b>	<b>Travel Cost</b>	<b>Funding Source</b>
RODRIGUES	SAN DIEGO CA	CISCO LIVE 2019	1,108	General/Tuition /Other
RODRIGUES	DENVER CO	EDUCAUSE ANNUAL CONF	2,184	General/Tuition /Other
RODRIGUES	CHICAGO IL	CIO VISIONS LEADERSHIP SUMMIT	245	General/Tuition /Other
RODRIGUES	LAS VEGAS NV	CIO VISIONS CONFERENCE	748	General/Tuition /Other
RODRIGUEZ CASTILLO	ORLANDO FL	DECA INT'L CONF	383	General/Tuition /Other
ROMAN	LEXINGTON KY	SEC ALDP LEADERSHIP	173	General/Tuition /Other
ROMAN	KNOXVILLE TN	SEC LEADERSHIP DEV	398	General/Tuition /Other
ROREX	BIRMINGHAM AL	NIRSA REGION II CONF	195	General/Tuition /Other
ROWLAND	MARTIN TN	SOUTHEAST UG RES CONF	421	General/Tuition /Other
ROWLETT	KIRKSVILLE MO	AMERICAN SINGLE REED SUMMIT	867	General/Tuition /Other
ROWZEE	NEW ORLEANS LA	2019 OUTSOLVE SUMMIT	1,312	General/Tuition /Other
RUTHERFORD	WASHINGTON DC	AMER ASSOC GEOGRAPHERS	1,608	General/Tuition /Other
RYCHKOVA	ALBUQUERQUE NM	RUSSIAN TEACHERS OF AMERICA	500	General/Tuition /Other
RYCHLAK	NEW YORK NY	SCSS ANNUAL MTG	1,449	General/Tuition /Other
SAARNIO	SARASOTA FL	SEAMD CONF	1,123	General/Tuition /Other
SAARNIO	NEW ORLEANS LA	AAM ANNUAL MEETING AND MUSEM EXPO	2,033	General/Tuition /Other
SAARNIO	MINNEAPOLIS MN	AAM ANNUAL CONF	1,541	General/Tuition /Other
SAARNIO	BARTLETT TN	PRESENT LECTURE BOARD MTG	213	General/Tuition /Other
SAARNIO	MEMPHIS TN	PARTICIPATION AT GREEK FESTIVAL	85	General/Tuition /Other
SAARNIO	MEMPHIS TN	PICK UP GUEST SPEAKER	148	General/Tuition /Other
SAARNIO	MEMPHIS TN	PROFESSIONAL MEETING	277	General/Tuition /Other
SAARNIO	MEMPHIS TN	RETURNING ARTWORK	152	General/Tuition /Other
SAARNIO	MEMPHIS TN	SITE TOURING/CITY MUSEUMS	203	General/Tuition /Other
SAARNIO	MEMPHIS TN	AUDUBON CENTER ART EXHIB MUSEUM MTG	249	General/Tuition /Other

**OUT-OF-STATE TRAVEL  
FISCAL YEAR 2021**

University of Mississippi (267-00)

Name of Agency

Note: All expenditures recorded on this form must be totaled and said total must agree with the out-of-state travel amount indicated for FY 2019 on Form Mbr-1, line 1.A.2.b.

<b>Employee's Name</b>	<b>Destination</b>	<b>Purpose</b>	<b>Travel Cost</b>	<b>Funding Source</b>
SABAHEIN	LAS VEGAS NV	2018 SECURITY/MGMT	292	General/Tuition /Other
SACKREITER	NEW ORLEANS LA	ESA MEETING	300	General/Tuition /Other
SANCHIS-SINISTERRA	CHICAGO IL	CONF AEG	1,045	General/Tuition /Other
SANFORD	MOBILE AL	REGION 4 NACADA CONF	906	General/Tuition /Other
SANSING	WASHINGTON DC	GOVERN RELATIONS VISIT	693	General/Tuition /Other
SANSING	WASHINGTON DC	GRAPHENE ON CAPITAL HILL	2,683	General/Tuition /Other
SANSING	WASHINGTON DC	LEGISLATIVE TRIP	233	General/Tuition /Other
SANSING	BATON ROUGE LA	2018 SEC GOVERNMENT REL CONF	843	General/Tuition /Other
SANSING	BURLINGTON VT	APLU CGA MEETING	2,613	General/Tuition /Other
SAPP	IOWA CITY IA	GERMANIC LING CONF	1,000	General/Tuition /Other
SATTERFIELD	POINT CLEAR AL	2018 SACUBO FALL WORKSHOP	549	General/Tuition /Other
SATTERFIELD	NEW ORLEANS LA	2018 ASSOCIATION OF COLLEGE & UNI	2,485	General/Tuition /Other
SAYRE	LAS VEGAS NV	SAP TECH ED	2,183	General/Tuition /Other
SCHADEGG	WASHINGTON DC	ABCT 52ND CONF	400	General/Tuition /Other
SCHAEFER	NEW ORLEANS LA	ACTFL	500	General/Tuition /Other
SCHMIDT	SAVANNAH GA	NCURA FUNDAMENTALS	2,039	General/Tuition /Other
SCHUESSELIN	MEMPHIS TN	RETURN GUEST TO APORT	79	General/Tuition /Other
SCHUESSELIN	MEMPHIS TN	RETURN GUEST TO APORT	79	General/Tuition /Other
SCHULTZ	BIRMINGHAM AL	SAMLA CONF	419	General/Tuition /Other
SCHULTZ	POMPANO BEACH FL	THESIS RESEARCH	669	General/Tuition /Other
SEITZ	CHICAGO IL	AN EVENT APART	2,497	General/Tuition /Other
SELLAR	WASHINGTON DC	AMER ASSOC GEOGRAPHERS	1,640	General/Tuition /Other
SELLERS	MARTIN TN	SUPERVISOR TOOL KIT TRAINING	1,485	General/Tuition /Other
SENAPATI	WASHINGTON DC	AAPS PHARMSCI 360	300	General/Tuition /Other

**OUT-OF-STATE TRAVEL  
FISCAL YEAR 2021**

University of Mississippi (267-00)

Name of Agency

Note: All expenditures recorded on this form must be totaled and said total must agree with the out-of-state travel amount indicated for FY 2019 on Form Mbr-1, line 1.A.2.b.

<b>Employee's Name</b>	<b>Destination</b>	<b>Purpose</b>	<b>Travel Cost</b>	<b>Funding Source</b>
SENSEMAN	DULUTH GA	APPLE SUPPORT EXAM	898	General/Tuition /Other
SERRANO	NEW ORLEANS LA	ACTFL CONF	1,460	General/Tuition /Other
SHIRKEY	ATLANTA GA	SUCCESSFUL STRENGTHS COACHING	3,662	General/Tuition /Other
SHUKLA	WASHINGTON DC	AAPS PHARMSCI 360	300	General/Tuition /Other
SIMMS	ORLANDO FL	47TH NOBCCHE CONF	450	General/Tuition /Other
SIMS	BATON ROUGE LA	SACRAO 2019	942	General/Tuition /Other
SIPE	LANEXA VA	FRESHMEN VENTURES	2,694	General/Tuition /Other
SKIPWORTH	WASHINGTON DC	PI SIGMA ALHA CONF	1,008	General/Tuition /Other
SKULTETY	MOBILE AL	REGION 4 NACADA MTG	858	General/Tuition /Other
SLEEPER	HUNTSVILLE AL	2018 ALA-MS CHAPTR MTG	554	General/Tuition /Other
SLUSHER	NEW ORLEANS LA	SECOND ANNUAL TULANE PRO BB NEGOTATION COMP	929	General/Tuition /Other
SMITH	BIRMINGHAM AL	SOUTHERN HISTORICAL ASSOC	199	General/Tuition /Other
SMITH	MONTGOMERY AL	SOUTHERN STUDIES CONF	542	General/Tuition /Other
SMITH	TUSCON AZ	FRESHMAN VENTURES	2,897	General/Tuition /Other
SMITH	SAN DIEGO CA	COUNCIL OF GRAD DEPTS PSYCH	1,775	General/Tuition /Other
SMITH	SAN FRANCISCO CA	ENGLISH USA CONFERENCE	354	General/Tuition /Other
SMITH	ORLANDO FL	NATIONAL MTG AND EXPO	491	General/Tuition /Other
SMITH	LOUISVILLE KY	FILSON HISTORICAL SOCIETY FELLOWSHIP	500	General/Tuition /Other
SMITH	BOSTON MA	FRESHMEN VENTURES	3,296	General/Tuition /Other
SMITH	RALEIGH NC	SSSP MEETING	500	General/Tuition /Other
SMITH	CLEVELAND OH	EDUCATION LAW ASSN CONF	958	General/Tuition /Other
SMITH	CHARLESTON SC	CHARLESTON RECRUITING	704	General/Tuition /Other
SMITH	SALT LAKE CITY UT	APHA INSTITUTE ON SUBSTANCE	350	General/Tuition /Other
SMITHERMAN	MEMPHIS TN	GRAD DEAN SEARCH COMM	161	General/Tuition /Other

**OUT-OF-STATE TRAVEL  
FISCAL YEAR 2021**

University of Mississippi (267-00)

Name of Agency

Note: All expenditures recorded on this form must be totaled and said total must agree with the out-of-state travel amount indicated for FY 2019 on Form Mbr-1, line 1.A.2.b.

<b>Employee's Name</b>	<b>Destination</b>	<b>Purpose</b>	<b>Travel Cost</b>	<b>Funding Source</b>
SNYDER	NASHVILLE TN	AWARDS CEREMONY- JOURNALISM	420	General/Tuition /Other
SOLINGER	DENVER CO	ASECS	1,889	General/Tuition /Other
SPARKS	FAYETTEVILLE AR	UNIV REP WITH MS LEGISLATORS	75	General/Tuition /Other
SPARKS	WASHINGTON DC	MTG/FED MS DELEGATES	444	General/Tuition /Other
SPARKS	WASHINGTON DC	REBEL ROAD TRIP	857	General/Tuition /Other
SPARKS	NASHVILLE TN	SEC PRESIDENT'S/CHANCELLOR'S MTG	733	General/Tuition /Other
SPEAR	BOCA RATON FL	FAIR/PRIVATE VISITS	120	General/Tuition /Other
SPEAR	FLORIDA FL	RECRUITMENT	6	General/Tuition /Other
SPEAR	FLORIDA FL	RECRUITMENT	19	General/Tuition /Other
SPEAR	FLORIDA FL	RECRUITMENT	62	General/Tuition /Other
SPEAR	FLORIDA FL	RECRUITMENT	68	General/Tuition /Other
SPEAR	FORT LAUDERDALE FL	COLLEGE FAIR/PRIVATE VISITS	452	General/Tuition /Other
SPEAR	MIAMI FL	FAIR/PRIVATE VISIT	169	General/Tuition /Other
SPEAR	NAPLES FL	COLLEGE FAIR/PRIVATE VISITS	183	General/Tuition /Other
SPEAR	SARASOTA FL	COLLEGE FAIR/PRIVATE VISITS	152	General/Tuition /Other
SPEAR	SARASOTA FL	COLLEGE FAIRS/PRIVATE VISITS	306	General/Tuition /Other
SPEAR	TAMPA FL	COLLEGE FAIR/HS VISITS	540	General/Tuition /Other
SPEAR	VERO BEACH FL	FAIR/PRIVATE VISIT	261	General/Tuition /Other
SPEARS	KNOXVILLE TN	SOUTHEASTERN THEATRE CONF	1,105	General/Tuition /Other
SPELLMANN	CHICAGO IL	FRESHMEN VENTURES	3,000	General/Tuition /Other
SPENCER	DENVER CO	SSAWW CONF	500	General/Tuition /Other
SPENCER	BALTIMORE MD	AM ACAD FORENSIC SCI	800	General/Tuition /Other
SPENCER	COLUMBUS OH	NACA NAT'L CONF	144	General/Tuition /Other
SPEHLING	MADISON WI	MOLECULAR GENTICS	300	General/Tuition /Other

**OUT-OF-STATE TRAVEL  
FISCAL YEAR 2021**

University of Mississippi (267-00)

Name of Agency

Note: All expenditures recorded on this form must be totaled and said total must agree with the out-of-state travel amount indicated for FY 2019 on Form Mbr-1, line 1.A.2.b.

<b>Employee's Name</b>	<b>Destination</b>	<b>Purpose</b>	<b>Travel Cost</b>	<b>Funding Source</b>
SPITZ	ORLANDO FL	ACSM NTL CONF	300	General/Tuition /Other
SPOONER	NEW YORK NY	FRESHMEN VENTURES	3,000	General/Tuition /Other
STANTON	MONTGOMERY AL	PRESENTER AT SS CONF	600	General/Tuition /Other
STARKEY	ATLANTA GA	NATIONAL WMN STUDIES	1,162	General/Tuition /Other
STEARNS	CLEVELAND OH	SOC HISTORY EARLY AM REPUBLIC	1,063	General/Tuition /Other
STEPHENS	BIRMINGHAM AL	SAMLA CONF	155	General/Tuition /Other
STEWART	CHARLESTON SC	FRESHMEN VENTURES	2,400	General/Tuition /Other
STEWART	DALLAS TX	C-516 CERVICAL SPINE 1	1,349	General/Tuition /Other
STEWART	DALLAS TX	C-613 THORACIC SPINE /RIB CAGE	1,151	General/Tuition /Other
STONE	GREENVILLE SC	APLU COUNCIL	618	General/Tuition /Other
STOUT	GREENVILLE SC	INT'L CONF/ROMANTICISM	1,372	General/Tuition /Other
STOVER	ANAHEIM CA	ASHSP	2,000	General/Tuition /Other
STOVER	MEMPHIS TN	MIDSOUTH RESIDENCY CONF	571	General/Tuition /Other
STOVER	SEATTLE WA	ACCP MEETING	1,142	General/Tuition /Other
STRODE	NEW YORK NY	SENIOR SHOWCASE	400	General/Tuition /Other
SULLIVAN-GONZALEZ	BIRMINGHAM AL	HONORS COLLEGE ALUMNI EVENT	24	General/Tuition /Other
SULLIVAN-GONZALEZ	CHICAGO IL	AMERICAN HISTORICAL ASSOC MTG	1,355	General/Tuition /Other
SULLIVAN-GONZALEZ	BOSTON MA	NAT'L COLLEGIATE HONORS COUNCIL MTG	4,275	General/Tuition /Other
SULLIVAN-GONZALEZ	RALEIGH NC	SMBHC ALUMNI RECEPTION	1,202	General/Tuition /Other
SULLIVAN-GONZALEZ	NEW YORK NY	PRESBYTERIAN CHURCH USA	45	General/Tuition /Other
SULLIVAN-GONZALEZ	NASHVILLE TN	DEVELOPMENT TRIP/HONORS COLLEGE ALUMNI EVENT	497	General/Tuition /Other
SULLIVAN-GONZALEZ	DALLAS TX	DEVLOPMENT VISITS	897	General/Tuition /Other
SURBECK	BALTIMORE MD	AWRA CONF	309	General/Tuition /Other
SURBECK	PITTSBURGH PA	ASCE-EWRI GOVERNING	861	General/Tuition /Other

**OUT-OF-STATE TRAVEL  
FISCAL YEAR 2021**

University of Mississippi (267-00)

Name of Agency

Note: All expenditures recorded on this form must be totaled and said total must agree with the out-of-state travel amount indicated for FY 2019 on Form Mbr-1, line 1.A.2.b.

Employee's Name	Destination	Purpose	Travel Cost	Funding Source
SURBECK	RESTON VA	ASCE EWRI LEADERSHIP/COUNCIL	63	General/Tuition /Other
SUTTON	LOS ANGELES CA	NASPA ANNUAL CONF	2,873	General/Tuition /Other
SUTTON	WASHINGTON DC	STUDENT EXCHANGE	5,927	General/Tuition /Other
SUTTON	LEXINGTON KY	SEC EXCHANGE	3,273	General/Tuition /Other
SUTTON	KNOXVILLE TN	SOUTHEAST CHIEF STUDENT AFFAIRS OFFI	747	General/Tuition /Other
SWAYZE	MONTGOMERY AL	SOUTHERN ARCHIVISTS CONF	304	General/Tuition /Other
SWAYZE	WASHINGTON DC	SAA CONFERENCE	115	General/Tuition /Other
TARANTO	ATLANTA GA	SASFAA CONF	1,005	General/Tuition /Other
TARANTO	BALTIMORE MD	CMD CALL CENTER MEETING	1,107	General/Tuition /Other
TARPY	NASHVILLE TN	INTERVIEW FOR ALUMNA OF THE YEAR VIDEO	267	General/Tuition /Other
TART	COLUMBUS OH	NACA NAT'L CONF	201	General/Tuition /Other
TAYLOR	WASHINGTON DC	NATIONAL ASSN OF ADVISORS FOR THE HEALTH PROFESSIONS NAT'L	2,160	General/Tuition /Other
TEER	BIRMINGHAM AL	SCHOOL VISITS	267	General/Tuition /Other
TEER	TUSCALOOSA AL	COLLEGE/CAREER FAIR	431	General/Tuition /Other
TEER	EL DORADO AR	RECRUITING	289	General/Tuition /Other
TEER	JACKSON TN	RECRUITING	131	General/Tuition /Other
TEER	MEMPHIS TN	RECRUITMENT	86	General/Tuition /Other
TEER	HOUSTON TX	RECRUITING	2,430	General/Tuition /Other
TERILLI	BOULDER CREEK CA	CHALLENGE COURSE MGR CERT	225	General/Tuition /Other
TESKE	BALTIMORE MD	AAFS SCI MTG	369	General/Tuition /Other
THAKKAR	WASHINGTON DC	AAPS PHARMSCI 360	300	General/Tuition /Other
THOMAS	AUBURN AL	SOUTHERN STUDIES CONF	666	General/Tuition /Other
THOMAS	BIRMINGHAM AL	SOUTHERN HISTORIAL ASSOC	589	General/Tuition /Other



**OUT-OF-STATE TRAVEL  
FISCAL YEAR 2021**

University of Mississippi (267-00)

Name of Agency

Note: All expenditures recorded on this form must be totaled and said total must agree with the out-of-state travel amount indicated for FY 2019 on Form Mbr-1, line 1.A.2.b.

<b>Employee's Name</b>	<b>Destination</b>	<b>Purpose</b>	<b>Travel Cost</b>	<b>Funding Source</b>
THOMAS	WEST PALM BEACH FL	SOCIETY FOR MARKETING ADVANCES	300	General/Tuition /Other
THOME	BOSTON MA	ASLHA ANNUAL CONT'G ED CONF	699	General/Tuition /Other
THOMPSON	BIRMINGHAM AL	CONTEMP CAST IRON ART	743	General/Tuition /Other
THOMPSON	WASHINGTON DC	UPCEA/US NEWS AND WORLD REPORT	1,592	General/Tuition /Other
THOMPSON	GRANITE CITY IL	BIENNIAL WESTERN CAST IRON ART CONF	977	General/Tuition /Other
THOMPSON	NEW ORLEANS LA	2019 AALS ANNUAL MTG	816	General/Tuition /Other
THOMPSON	NEW ORLEANS LA	ADVANCED LDRSHIP DEV	4,012	General/Tuition /Other
THOMPSON	DETROIT MI	BLACK JOURNALISTS CONVENTION	1,667	General/Tuition /Other
THOMPSON	HOUSTON TX	COVER UM VS TX GAME	331	General/Tuition /Other
THORNDIKE	KIAWAH ISLAND SC	SCCTE	997	General/Tuition /Other
THORNE	SAN DIEGO CA	SRA MIDWEST/SOUTHERN SECTION MTG	3,726	General/Tuition /Other
TIPTON	WASHINGTON DC	AMERICAN LIBRARY ASS 2019 ANNUAL CONF	1,300	General/Tuition /Other
TOMPKINS	PITTSBURGH PA	APRA INTERNATIONAL CONF	2,055	General/Tuition /Other
TOUCHSTONE	SEATTLE WA	APHA ANNUAL CONVENTION	1,260	General/Tuition /Other
TRAN	LEXINGTON KY	ASP MEETING	600	General/Tuition /Other
TRAVIS	OAK RIDGE TN	19TH ANNUAL RECRUIT FAIR	781	General/Tuition /Other
TREFZER	BIRMINGHAM AL	SOUTH ATLANTIC MOD LANGUAGE ASSOC	652	General/Tuition /Other
TRELOAR	ATLANTA GA	NADE SPRING CONF	1,804	General/Tuition /Other
TRNOVEC	PHOENIX AZ	NACADA NAT'L CONF	1,143	General/Tuition /Other
TROTT	WASHINGTON DC	MEET WITH DONOR	885	General/Tuition /Other
TROTT	KANSAS CITY MO	ACDA NATIONAL CONF	1,471	General/Tuition /Other
TSCHUMPER	BOSTON MA	ACS NATIONAL MTG	812	General/Tuition /Other
TSCHUMPER	CHAPEL HILL NC	SE CHEMISTRY CHAIRS MTG	1,265	General/Tuition /Other
TULCHINSKY	BIRMINGHAM AL	NIRSA REGION II CONF	244	General/Tuition /Other

**OUT-OF-STATE TRAVEL  
FISCAL YEAR 2021**

University of Mississippi (267-00)

Name of Agency

Note: All expenditures recorded on this form must be totaled and said total must agree with the out-of-state travel amount indicated for FY 2019 on Form Mbr-1, line 1.A.2.b.

Employee's Name	Destination	Purpose	Travel Cost	Funding Source
TULCHINSKY	HUNTSVILLE AL	PARENT PANEL	172	General/Tuition /Other
TULCHINSKY	DENVER CO	COLLEGE FAIRS	2,217	General/Tuition /Other
TULCHINSKY	GAINESVILLE FL	SEC DIRECTOR'S CONF	639	General/Tuition /Other
TULCHINSKY	BOSTON MA	NIRSA NAT'L CONF	1,710	General/Tuition /Other
TULCHINSKY	CHATTANOOGA TN	COLLEGE FAIRS	151	General/Tuition /Other
TURNER	INDIANAPOLIS IN	GEHRING ACADEMY STUDENT CONDUCT ADMIN	2,892	General/Tuition /Other
TWITTY	HOUSTON TX	AMSLH ANNUAL MTG	1,178	General/Tuition /Other
UKYAM	BIRMINGHAM AL	ECTC/2018	144	General/Tuition /Other
URENA BENAVIDES	PITTSBURGH PA	AICHE NTL MTG	720	General/Tuition /Other
VALADEZ	CHICAGO IL	GENDER/SEXUALITY STUDIES	974	General/Tuition /Other
VALLIANT	MEMPHIS TN	SAS DEAN SEARCH	33	General/Tuition /Other
VAN	ANEHEIM CA	ASHP MIDYEAR MTG	1,947	General/Tuition /Other
VAN	MEMPHIS TN	MIDSOUTH PHARMACY RESIDENT	298	General/Tuition /Other
VAN BOENING	TUSCALOOSA AL	MIDWESTERN LAW & ECONO ASSN	449	General/Tuition /Other
VAN BOENING	WASHINGTON DC	SOUTHERN ECON ASSOC	1,297	General/Tuition /Other
VIJ	WASHINGTON DC	ASPA ANNUAL CONF	1,318	General/Tuition /Other
VINLUAN	BATON ROUGE LA	SEC/ACC ANNUAL GIVING CONF	75	General/Tuition /Other
VITALE	BOSTON MA	GEOCHEMICAL CONF.	282	General/Tuition /Other
WADDELL	ATLANTA GA	BMES ANNUAL MTG 2018	644	General/Tuition /Other
WADDELL	COLUMBUS OH	BOARD OF TRUSTEES MTG	1,194	General/Tuition /Other
WAGNER	ANAHEIM CA	ASHP MIDYR CLIN MTG	220	General/Tuition /Other
WAGNER	BOSTON MA	AACP ANNUAL MTG	2,397	General/Tuition /Other
WAGNER	SEATTLE WA	2018 ACCP GLOBAL CONF	1,500	General/Tuition /Other
WALDEN	LONG BEACH CA	ENTERPRISE SUMMIT	2,154	General/Tuition /Other

**OUT-OF-STATE TRAVEL  
FISCAL YEAR 2021**

University of Mississippi (267-00)

Name of Agency

Note: All expenditures recorded on this form must be totaled and said total must agree with the out-of-state travel amount indicated for FY 2019 on Form Mbr-1, line 1.A.2.b.

<b>Employee's Name</b>	<b>Destination</b>	<b>Purpose</b>	<b>Travel Cost</b>	<b>Funding Source</b>
WALDRON	BOSTON MA	NCPA ANNUAL CONF	909	General/Tuition /Other
WARREN	ANAHEIM CA	ASHP MIDYR CLIN MTG	260	General/Tuition /Other
WARREN	SHREVEPORT LA	GULF COAST ASSOC OF GEOLOGICAL SOCIETIES	244	General/Tuition /Other
WARREN	VIRGINIA BEACH VA	PHI DELTA LEADERSHIP	800	General/Tuition /Other
WARRINGTON	ANAHEIM CA	ASHP MIDYEAR MEETING	1,635	General/Tuition /Other
WARRINGTON	ATHENS GA	MARINER PROJECT	499	General/Tuition /Other
WARRINGTON	MEMPHIS TN	MIDSOUTH PHARM RESIDENTS CONF	367	General/Tuition /Other
WATKINS	ORLANDO FL	BLACKBOARD WORLD	2,375	General/Tuition /Other
WATSON	WASHINGTON DC	AMER LIBRARY ASSOC	1,300	General/Tuition /Other
WATSON	ORLANDO FL	COUNCIL/SOC WK ED ANNUAL PROG MTG	1,273	General/Tuition /Other
WATSON	CHICAGO IL	MODERN LANGUAGE ASSOC	1,396	General/Tuition /Other
WATT	INDIANAPOLIS IN	2018 GSA MTG	1,041	General/Tuition /Other
WATT	MEMPHIS TN	MEMPHIS HIGH SCHOOL FAIR	81	General/Tuition /Other
WEBER	WASHINGTON DC	2018 FOOD/NUTRITION CONF	300	General/Tuition /Other
WEISS	AUSTIN TX	SOC OF RES ADMINISTRATORS	2,881	General/Tuition /Other
WELLER	CHATHAM MA	INTERSHIP WITH CHATHAM ANGLERS	2,000	General/Tuition /Other
WELLMAN	EAST LANSING MI	LEGACIES OF THE ENLIGHTENMENT WRKSHOP	792	General/Tuition /Other
WEST	ATLANTA GA	SEC ACAD LDRSHIP MTG	653	General/Tuition /Other
WEST	LEXINGTON KY	SEC ALDP FELLOW/LIASIONS	173	General/Tuition /Other
WEST	NEW ORLEANS LA	APLU ANNUAL MTG	1,730	General/Tuition /Other
WEST	BOSTON MA	AACP ANNUAL MEETING	2,371	General/Tuition /Other
WEST	KNOXVILLE TN	SEC ALDP WORKSHOP	533	General/Tuition /Other
WHITE	LOS ANGELES CA	2019 NASPA ANNUAL CONF	3,196	General/Tuition /Other
WHITE	BOSTON MA	AACP MEETING	1,500	General/Tuition /Other

**OUT-OF-STATE TRAVEL  
FISCAL YEAR 2021**

University of Mississippi (267-00)

Name of Agency

Note: All expenditures recorded on this form must be totaled and said total must agree with the out-of-state travel amount indicated for FY 2019 on Form Mbr-1, line 1.A.2.b.

<b>Employee's Name</b>	<b>Destination</b>	<b>Purpose</b>	<b>Travel Cost</b>	<b>Funding Source</b>
WHITE	BOSTON MA	NCPA ANNUAL CONV	196	General/Tuition /Other
WHITE	CLEVELAND OH	SPE NTL CONF	810	General/Tuition /Other
WHITE	HERNDON VA	AACP FALL INSTITUTE	830	General/Tuition /Other
WHITEHORN	PHILADELPHIA PA	CASE ANNUAL CONF	2,194	General/Tuition /Other
WHITTINGTON	FORT MYERS FL	CASE ENROLLMENT MKT	2,114	General/Tuition /Other
WHITTINGTON	ATHENS GA	SEC COMMUNICATORS MTG	1,070	General/Tuition /Other
WHITTINGTON	COLUMBUS OH	MODERNIST STUDIES CONF	1,316	General/Tuition /Other
WHITTINGTON	GREENVILLE SC	APLU COUNCIL ON STRATEGIC	1,182	General/Tuition /Other
WHITTINGTON	MEMPHIS TN	TAKING CANDIDATE	79	General/Tuition /Other
WHITWORTH	MONTEREY CA	CAMP MAKING SENSE OF SCIENCE	1,800	General/Tuition /Other
WIGGERS	ATLANTA GA	POD NETWORK	996	General/Tuition /Other
WIGGERS	NEW ORLEANS LA	TEACHING PROFESSOR CONF	2,244	General/Tuition /Other
WIGGERS	TRAVERSE CITY MI	2018 ORIGINAL LILLY CONF	2,371	General/Tuition /Other
WIGGERS	PORTLAND OR	43RD ANNUAL POD CONF	3,089	General/Tuition /Other
WIGGINTON	ATLANTA GA	ASA CONF	1,452	General/Tuition /Other
WILDMAN	AUBURN AL	COLLEGE FAIR AT LEE/SCOTT ACAD	161	General/Tuition /Other
WILDMAN	BIRMINGHAM AL	COLLEGE FAIRS	268	General/Tuition /Other
WILDMAN	BIRMINGHAM AL	COLLEGE FAIRS	476	General/Tuition /Other
WILDMAN	BIRMINGHAM AL	COLLEGE FAIRS	510	General/Tuition /Other
WILDMAN	JASPER AL	PRIVATE ADMISSIONS/VISITS	131	General/Tuition /Other
WILDMAN	MONTGOMERY AL	SCHOOL VISIT	129	General/Tuition /Other
WILDMAN	MONTGOMERY/LAUREL AL	PRIVATE ADMISSIONS	242	General/Tuition /Other
WILDMAN	BIRMINGHAM AL	LAST MINUTE TRIP FOR VISITS	507	General/Tuition /Other
WILDMAN	ST LOUIS MO	COLLEGE FAIRS/PRIVATE VISITS	232	General/Tuition /Other

**OUT-OF-STATE TRAVEL  
FISCAL YEAR 2021**

University of Mississippi (267-00)

Name of Agency

Note: All expenditures recorded on this form must be totaled and said total must agree with the out-of-state travel amount indicated for FY 2019 on Form Mbr-1, line 1.A.2.b.

<b>Employee's Name</b>	<b>Destination</b>	<b>Purpose</b>	<b>Travel Cost</b>	<b>Funding Source</b>
WILKERSON	BIRMINGHAM AL	QUEER HISTORY SOUTH	344	General/Tuition /Other
WILKERSON	CHICAGO IL	NEWBERRY LIBRARY SEMINAR	659	General/Tuition /Other
WILKERSON	PHILADELPHIA PA	ORGANIZATION AMER HISTORIANS	906	General/Tuition /Other
WILKERSON	BRIDGEPORT WV	APPALACHIAN FOOD SUMMITT	935	General/Tuition /Other
WILKIN	FAYETTEVILLE AR	SEC PROVOSTS MTG	169	General/Tuition /Other
WILKIN	WASHINGTON DC	2019 ACAD AFFAIRS FORUM	1,177	General/Tuition /Other
WILKIN	ORLANDO FL	RNL CONFERENCE	2,643	General/Tuition /Other
WILKIN	ATLANTA GA	SEC PROVOSTS MEETING	651	General/Tuition /Other
WILKIN	NEW ORLEANS LA	APLU ANNUAL MEETING	1,833	General/Tuition /Other
WILKIN	NEW ORLEANS LA	SACSCOC CONFERENCE	1,618	General/Tuition /Other
WILKIN	BOSTON MA	SHORELIGHT EDUCATION PARTNERSHIP	951	General/Tuition /Other
WILKIN	ALEXANDRIA VA	AACP ALFP COHORT 15	954	General/Tuition /Other
WILLIAMS	BIRMINGHAM AL	ANGELA DAVIS LECTURE	32	General/Tuition /Other
WILLIAMS	TUSCALOOSA AL	VISIT HONOR COLLEGES	20	General/Tuition /Other
WILLIAMS	DENVER CO	US FULBRIGHT PROGRAM	875	General/Tuition /Other
WILLIAMS	WASHINGTON DC	US IRELAND ALLIANCE	349	General/Tuition /Other
WILLIAMS	ATLANTA GA	US FULBRIGHT PROGRAM SEL PANELS	301	General/Tuition /Other
WILLIAMS	CHICAGO IL	NTL ASSOC FELLOWSHIP ADVISORS	1,094	General/Tuition /Other
WILLIAMS	BOSTON MA	NAT'L COLLEGIATE HONORS COUNCIL MTG	1,618	General/Tuition /Other
WILLIAMS	SAN JUAN PR	FULBRIGHT PROGRAM WRKSHOP	1,472	General/Tuition /Other
WILLIAMS	SALT LAKE CITY UT	HONORS EDU AT RESEARCH UNIV	1,276	General/Tuition /Other
WILLSON	CHICAGO IL	MIDWEST CLINIC	1,440	General/Tuition /Other
WILLSON	CORDOVA TN	RECRUITMENT	80	General/Tuition /Other
WILLSON	CORDOVA TN	RECRUITMENT	82	General/Tuition /Other

**OUT-OF-STATE TRAVEL  
FISCAL YEAR 2021**

University of Mississippi (267-00)

Name of Agency

Note: All expenditures recorded on this form must be totaled and said total must agree with the out-of-state travel amount indicated for FY 2019 on Form Mbr-1, line 1.A.2.b.

<b>Employee's Name</b>	<b>Destination</b>	<b>Purpose</b>	<b>Travel Cost</b>	<b>Funding Source</b>
WILLSON	CORDOVA TN	RECRUITMENT	93	General/Tuition /Other
WILSON	LEXINGTON KY	SEC ACADEMIC LEADERSHIP	194	General/Tuition /Other
WILSON	NEW ORLEANS LA	CEA 2019	982	General/Tuition /Other
WILSON	PITTSBURGH PA	CCCC 2019	416	General/Tuition /Other
WILSON	KNOXVILLE TN	SEC ACADEMIC LDRSHIP	469	General/Tuition /Other
WILSON	HOUSTON TX	HOUSTON DEVELOPMENT TRIP	1,124	General/Tuition /Other
WINBURN	COLLEGE PARK MD	STATE POLITICS/POLICY CONF	1,017	General/Tuition /Other
WINBURN	AUSTIN TX	SOUTHERN POL SCI ASSOC	1,680	General/Tuition /Other
WINGHART	ANAHEIM CA	ASHP MIDYR CLIN MTG	220	General/Tuition /Other
WINTERS	LAS VEGAS NV	SAP TECHED	1,751	General/Tuition /Other
WISHON	MEMPHIS TN	MIDSOUTH PHIL CONFERENCE	86	General/Tuition /Other
WITCRAFT	WASHINGTON DC	PRESENT RESEARCH	400	General/Tuition /Other
WITT	BURBANK CA	AVID TRAIN THE TRAINER	1,423	General/Tuition /Other
WONG	ORLANDO FL	ACSM NTL CONF	300	General/Tuition /Other
WOOD	BIRMINGHAM AL	SAMLA CONFERENCE	400	General/Tuition /Other
WOODS	ORANGE BEACH AL	MNGA ANNUAL CONF	1,817	General/Tuition /Other
WRIGHT	NEW YORK NY	FRESHMEN VENTURES	2,400	General/Tuition /Other
WRONSKI	BOSTON MA	APSA 2018 MTG	2,139	General/Tuition /Other
WRONSKI	SAN ANTONIO TX	INTER'L SOCIETY OF POLT	1,348	General/Tuition /Other
WRONSKI	PROVO UT	CCES CONFERENCE	846	General/Tuition /Other
XIN	ORLANDO FL	2019 ACSM ANNUAL MEETING	2,000	General/Tuition /Other
XU	WASHINGTON DC	AAPS PHARMSCI 360	300	General/Tuition /Other
YADAV	WASHINGTON DC	NSF BWAC SPRING MTG	994	General/Tuition /Other
YAKOVLEV	SAN DIEGO CA	EMTS SYMPOSIUM	609	General/Tuition /Other

**OUT-OF-STATE TRAVEL  
FISCAL YEAR 2021**

University of Mississippi (267-00)

Name of Agency

Note: All expenditures recorded on this form must be totaled and said total must agree with the out-of-state travel amount indicated for FY 2019 on Form Mbr-1, line 1.A.2.b.

<b>Employee's Name</b>	<b>Destination</b>	<b>Purpose</b>	<b>Travel Cost</b>	<b>Funding Source</b>
YANG	DENVER CO	FORUM ON EDUCATION ABROAD	1,000	General/Tuition /Other
YEKAITIS	MEMPHIS TN	REGION VII NASFA CONF	350	General/Tuition /Other
YENTER	DENVER CO	AMERICAN PHILOSOPHICAL ASSOCIATION	636	General/Tuition /Other
YOUNG	CHARLESTON SC	2018 CHARLESTON CONF	1,333	General/Tuition /Other
YOUNG-MINOR	LEXINGTON KY	BLACK STUDIES IN SEC	694	General/Tuition /Other
ZEIRA	BOSTON MA	APSA ANNUAL MTG	1,847	General/Tuition /Other
ZENG	DENVER CO	AAS ANNUAL CONF	689	General/Tuition /Other
ZHANG	ANAHEIM CA	ASHP MIDYR CLIN MTG	220	General/Tuition /Other
ZHANG	ORLANDO FL	COUNCIL ON SOCIAL WORK	2,005	General/Tuition /Other
ZHU	TUSCALOOSA AL	LANGUAGES CONF	253	General/Tuition /Other
ZHU	SEATTLE WA	CLTA-US ANNUAL CONF	476	General/Tuition /Other
ZIOGAS	CHICAGO IL	MPSA ANNUAL CONF	1,832	General/Tuition /Other
ZOOK	BIRMINGHAM AL	SEC COMMUNICATORS MTG	426	General/Tuition /Other
ZOOK	ORLANDO FL	2018 SYM/MARKETING OF HIGHER ED	3,578	General/Tuition /Other
ZOOK	ATHENS GA	MEET WITH K HOBSON VP FOR MRKT	623	General/Tuition /Other
ZUBI	INDIANAPOLIS IN	2018 GSA ANNUAL MTG	364	General/Tuition /Other
<b>Total Out of State Cost</b>			<b>\$ 1,222,299</b>	

**FEES, PROFESSIONAL AND OTHER SERVICES**

University of Mississippi (267-00)

Name of Agency

TYPE OF FEE AND NAME OF VENDOR	Retired w/ PERS	(1) Actual Expenses FY Ending June 30, 2019	(2) Estimated Expenses FY Ending June 30, 2020	(3) Requested Expenses FY Ending June 30, 2021	Fund Source
55710 Engineering					
ELLIOTT & BRITT ENGINEERING PA/Survey of University <i>Comp. Rate: \$2500 per invoice</i>		2,500			General/Tuition/Other
Engineering Fees/Engineering Services <i>Comp. Rate: \$15,412 per year</i>			15,412	15,412	General/Tuition/Other
FC&E ENGINEERING LLC/2018 1st half SemiAnnual Compliance <i>Comp. Rate: \$1650 per invoice</i>		1,650			General/Tuition/Other
FC&E ENGINEERING LLC/2018 2nd half SemiAnnual <i>Comp. Rate: \$1650 per invoice</i>		1,650			General/Tuition/Other
FC&E ENGINEERING LLC/Annual Compliance Certification <i>Comp. Rate: \$1500 per invoice</i>		1,500			General/Tuition/Other
FC&E ENGINEERING LLC/Emissions Stack Testing <i>Comp. Rate: \$4900 per invoice</i>		4,900			General/Tuition/Other
FC&E ENGINEERING LLC/General engineering services related <i>Comp. Rate: \$128 per invoice</i>		128			General/Tuition/Other
FC&E ENGINEERING LLC/General engineering services related <i>Comp. Rate: \$128 per invoice</i>		128			General/Tuition/Other
FC&E ENGINEERING LLC/General engineering services related <i>Comp. Rate: \$256 per invoice</i>		256			General/Tuition/Other
FC&E ENGINEERING LLC/General engineering services related <i>Comp. Rate: \$256 per invoice</i>		256			General/Tuition/Other
FC&E ENGINEERING LLC/General engineering services related <i>Comp. Rate: \$256 per invoice</i>		256			General/Tuition/Other
FC&E ENGINEERING LLC/General engineering services related <i>Comp. Rate: \$384 per invoice</i>		384			General/Tuition/Other
FC&E ENGINEERING LLC/General engineering services related <i>Comp. Rate: \$524 per invoice</i>		524			General/Tuition/Other
FC&E ENGINEERING LLC/General engineering services related <i>Comp. Rate: \$640 per invoice</i>		640			General/Tuition/Other
FC&E ENGINEERING LLC/General engineering services related <i>Comp. Rate: \$640 per invoice</i>		640			General/Tuition/Other
<b>Total 55710 Engineering</b>		<b>15,412</b>	<b>15,412</b>	<b>15,412</b>	

55730 Auditing Fees  
Auditing Fees/Auditing Services



**FEES, PROFESSIONAL AND OTHER SERVICES**

University of Mississippi (267-00)

Name of Agency

TYPE OF FEE AND NAME OF VENDOR	Retired w/ PERS	(1) Actual Expenses FY Ending June 30, 2019	(2) Estimated Expenses FY Ending June 30, 2020	(3) Requested Expenses FY Ending June 30, 2021	Fund Source
<i>Comp. Rate: \$130,274 per year</i>			130,274	130,274	General/Tuition/Other
MS INSTITUTIONS OF HIGHER LEARNING/IHL: TEAMMATE <i>Comp. Rate: \$35829 per invoice</i>		35,829			General/Tuition/Other
MS INSTITUTIONS OF HIGHER LEARNING/IHL: UM SHARE - <i>Comp. Rate: \$39831 per invoice</i>		39,831			General/Tuition/Other
MS INSTITUTIONS OF HIGHER LEARNING/IHL: UM SHARE - <i>Comp. Rate: \$454 per invoice</i>		454			General/Tuition/Other
MS INSTITUTIONS OF HIGHER LEARNING/IHL: UM SHARE - <i>Comp. Rate: \$2287 per invoice</i>		2,287			General/Tuition/Other
MS INSTITUTIONS OF HIGHER LEARNING/IHL: UM SHARE - <i>Comp. Rate: \$5569 per invoice</i>		5,569			General/Tuition/Other
MS INSTITUTIONS OF HIGHER LEARNING/IHL: UM SHARE - <i>Comp. Rate: \$6971 per invoice</i>		6,971			General/Tuition/Other
MS INSTITUTIONS OF HIGHER LEARNING/IHL: UM SHARE - <i>Comp. Rate: \$12866 per invoice</i>		12,866			General/Tuition/Other
MS INSTITUTIONS OF HIGHER LEARNING/IHL: UM SHARE - <i>Comp. Rate: \$21045 per invoice</i>		21,045			General/Tuition/Other
MS INSTITUTIONS OF HIGHER LEARNING/IHL: UM SHARE - <i>Comp. Rate: \$212 per invoice</i>		212			General/Tuition/Other
MS INSTITUTIONS OF HIGHER LEARNING/IHL: UM SHARE - <i>Comp. Rate: \$248 per invoice</i>		248			General/Tuition/Other
MS INSTITUTIONS OF HIGHER LEARNING/IHL: UM SHARE - <i>Comp. Rate: \$441 per invoice</i>		441			General/Tuition/Other
MS INSTITUTIONS OF HIGHER LEARNING/IHL: UM SHARE - <i>Comp. Rate: \$21 per invoice</i>		21			General/Tuition/Other
MS INSTITUTIONS OF HIGHER LEARNING/IHL: UM SHARE - <i>Comp. Rate: \$64 per invoice</i>		64			General/Tuition/Other
MS INSTITUTIONS OF HIGHER LEARNING/IHL: UM SHARE - <i>Comp. Rate: \$75 per invoice</i>		75			General/Tuition/Other
MS INSTITUTIONS OF HIGHER LEARNING/IHL: UM SHARE - <i>Comp. Rate: \$78 per invoice</i>		78			General/Tuition/Other
MS INSTITUTIONS OF HIGHER LEARNING/IHL: UM SHARE - <i>Comp. Rate: \$99 per invoice</i>		99			General/Tuition/Other
MS INSTITUTIONS OF HIGHER LEARNING/IHL: UM SHARE -					

**FEES, PROFESSIONAL AND OTHER SERVICES**

University of Mississippi (267-00)

Name of Agency

TYPE OF FEE AND NAME OF VENDOR	Retired w/ PERS	(1) Actual Expenses FY Ending June 30, 2019	(2) Estimated Expenses FY Ending June 30, 2020	(3) Requested Expenses FY Ending June 30, 2021	Fund Source
<i>Comp. Rate: \$184 per invoice</i>		184			General/Tuition/Other
MS INSTITUTIONS OF HIGHER LEARNING/IHL: UM SHARE - <i>Comp. Rate: \$206 per invoice</i>		206			General/Tuition/Other
<b>Total 55730 Auditing Fees</b>		<b>126,480</b>	<b>130,274</b>	<b>130,274</b>	
55740 Medical Fees					
Medical Fees/Medical Services <i>Comp. Rate: \$44,444 - \$56,444 per year</i>		44,444	56,444	56,444	General/Tuition/Other
<b>Total 55740 Medical Fees</b>		<b>44,444</b>	<b>56,444</b>	<b>56,444</b>	
55760 Legal Fees					
Legal Fees/Legal Services <i>Comp. Rate: \$198,908 - \$202,886 per year</i>		198,908	202,886	202,886	General/Tuition/Other
<b>Total 55760 Legal Fees</b>		<b>198,908</b>	<b>202,886</b>	<b>202,886</b>	
55770 Laboratory and Testing Fees					
Laboratory and Testing Fees/Laboratory and Testing Services <i>Comp. Rate: \$7,121 per year</i>			7,121	7,121	General/Tuition/Other
LANDAUER INC/Annual Badge Service Dollars <i>Comp. Rate: \$3 - \$5 per test</i>		978			General/Tuition/Other
LANDAUER INC/Annual Badge Service Dollars <i>Comp. Rate: \$3 - \$5 per test</i>		995			General/Tuition/Other
LANDAUER INC/Annual Badge Service Dollars <i>Comp. Rate: \$3 - \$5 per test</i>		1,268			General/Tuition/Other
LANDAUER INC/Annual Badge Service Dollars <i>Comp. Rate: \$3 - \$5 per test</i>		1,316			General/Tuition/Other
LANDAUER INC/Annual Badge Service Dollars <i>Comp. Rate: \$3 - \$5 per test</i>		1,998			General/Tuition/Other
UNIVERSITY OF MS MEDICAL CENTER/Employee TB Testing <i>Comp. Rate: \$35 per person</i>		150			General/Tuition/Other
WAYPOINT ANALYTICAL/Mandatory soil analysis - UM <i>Comp. Rate: \$416 per invoice</i>		416			General/Tuition/Other
<b>Total 55770 Laboratory and Testing Fees</b>		<b>7,121</b>	<b>7,121</b>	<b>7,121</b>	
55775 Animal Care Charges					
Animal Care Fees/Animal Care Services					

**FEES, PROFESSIONAL AND OTHER SERVICES**

University of Mississippi (267-00)

Name of Agency

TYPE OF FEE AND NAME OF VENDOR	Retired w/ PERS	(1) Actual Expenses FY Ending June 30, 2019	(2) Estimated Expenses FY Ending June 30, 2020	(3) Requested Expenses FY Ending June 30, 2021	Fund Source
<i>Comp. Rate: \$1368 per year</i>		1,368	1,368	1,368	General/Tuition/Other
<b>Total 55775 Animal Care Charges</b>		<b>1,368</b>	<b>1,368</b>	<b>1,368</b>	
55780 Consultant Expense Reimbursement					
Consultant Expense Reimbursement/Consultant Services					
<i>Comp. Rate: \$1584727 - \$1894727 per year</i>		104,144	111,955	111,955	General/Tuition/Other
<b>Total 55780 Consultant Expense Reimbursement</b>		<b>104,144</b>	<b>111,955</b>	<b>111,955</b>	
55785 Non-Consultant Expense Reimbursement					
Non-Consultant Expense/Miscellaneous Services					
<i>Comp. Rate: \$16895 - \$16895 per year</i>		16,895	16,895	16,895	General/Tuition/Other
<b>Total 55785 Non-Consultant Expense Reimbursement</b>		<b>16,895</b>	<b>16,895</b>	<b>16,895</b>	
55790 Other Professional Fees and Services					
Other Professional Fees/Other Professional Services					
<i>Comp. Rate: \$1584727 - \$1894727 per year</i>		1,584,727	1,894,727	1,894,727	General/Tuition/Other
<b>Total 55790 Other Professional Fees and Services</b>		<b>1,584,727</b>	<b>1,894,727</b>	<b>1,894,727</b>	
<b>GRAND TOTAL</b>		<b>2,099,499</b>	<b>2,437,082</b>	<b>2,437,082</b>	

**VEHICLE PURCHASE DETAILS**

University of Mississippi (267-00)

Name of Agency

<b>Year</b>	<b>Model</b>	<b>Person(s) Assigned To</b>	<b>Vehicle Purpose/Use</b>	<b>Replacement Or New?</b>	<b>FY2021 Req. Cost</b>
<b>Work Vehicles</b>					
<b>58220 Pick-up Truck</b>					
2019	Ford Pick-up	Facilities	Work	New	172,251
<b>TOTAL</b>					<b>172,251</b>
<b>TOTAL VEHICLE REQUEST</b>					<b>172,251</b>

**VEHICLE INVENTORY  
AS OF JUNE 30, 2019**

University of Mississippi (267-00)

Name of Agency

Vehicle Type	Vehicle Description	Model Year	Model	Person(s) Assigned To	Purpose/Use	Tag Number	Mileage on 6-30-2019	Average Miles per Year	Replacement Proposed	
									FY2020	FY2021
P	Mini Van	2007	Caravan	Continuing Studies - Oxford	Other	G-41460	216,604	0		
W	Mini Van	1997	Caravan	Band	Cargo	G-34775	181,887	408		
P	15-Passenger Van	2003	EX3	F M - Custodial Service	Other	G-24250	180,926	1,761		
W	Mini Van	2005	Caravan	Distance Learning	Other	G-28711	167,973	4,082		
W	Mini Van	2002	Caravan	F M - Custodial Service	Academic Recruitment	G-21802	164,785	5,296		
P	Mini Van	2009	Caravan	Biology	Passenger	G-49825	158,877	3,874		
P	Sedan	2009	Sentra	Continuing Studies - Oxford	Passenger	G-49324	154,496	3,263		
P	Mini Van	2001	LMT	Band	Passenger	G-64439	149,051	0		
W	Miscellaneous Truck	1998	NPR	F M - Custodial Service	Cargo	G-27978	130,908	1,387		
W	Mini Van	2007	Caravan	Distance Learning	Other	G-41458	130,645	2,481		
W	Other	1995	WRA	F M - PowerLine Shop	Facilities Management	G-05439	128,733	0		
W	Pick-Up	1990	Dakota	Landscape Services	Facilities Management	G-01770	128,048	777		
P	SUV	2001	SPT	Biology	Research	G-19194	127,946	240		
P	Mini Van	2013	Grand Caravan	Enrollment Services	Passenger	G-61832	122,850	14,918		
W	Pick-Up	2001	Ram 1500	F M - Trucking	Other	G-13861	119,614	4,177		
W	SUV	2007	Durango	Enrollment Services	Academic Recruitment	G-44508	118,704	1,055		
W	Pick-Up	2006	SQ2	N C P A	Research	G-35889	117,661	204		
W	Mini Van	1998	Windstar	F M - HVAC Shop	Facilities Management	G-05441	113,524	2,372		
P	Mini Van	2013	Grand Caravan	Enrollment Services	Passenger	G-61831	112,528	5,722		
W	Pick-Up	2003	Ram 2500	F M - Custodial Service	Facilities Management	G-56175	109,042	7,639		
W	Pick-Up	2011	F 150	Biology	Research	G-58298	107,988	8,728		
W	Mini Van	2007	Caravan	Continuing Studies - Booneville	Other	G-41459	107,017	1,507		
P	Mini Van	2012	Grand Caravan	Enrollment Services	Passenger	G-59167	107,001	17,664		
W	Other	2005	Durapack	Landscape Services	Facilities Management	G-36123	106,566	5,400		
W	Pick-Up	2010	F-150	University Police Department	Law Enforcement	G-83234	104,867	1,906		
W	Pick-Up	1998	2500	Landscape Services	Facilities Management	G-06834	104,537	2,199		
W	Cargo Van	2006	E350	Continuing Studies - Oxford	Other	G-35565	104,427	527		

Vehicle Type: (P)assenger/(W)ork

**VEHICLE INVENTORY  
AS OF JUNE 30, 2019**

University of Mississippi (267-00)

Name of Agency

Vehicle Type	Vehicle Description	Model Year	Model	Person(s) Assigned To	Purpose/Use	Tag Number	Mileage on 6-30-2019	Average Miles per Year	Replacement Proposed	
									FY2020	FY2021
W	Pick-Up	1985	CC1	Landscape Services	Facilities Management	S-7964	99,521	52		
W	Pick-Up	1985	CC1	Landscape Services	Facilities Management	S-7964	99,469	25		
P	Mini Van	2014	Grand Caravan	Enrollment Services	Passenger	G-65431	98,481	5,017		
W	Pick-Up	2001	Ram 1500	F M - Boiler Shop	Facilities Management	G-13866	95,317	5,528		
W	Pick-Up	2001	1500	F M - HVAC Shop	Facilities Management	G-13858	94,347	2,347		
W	Mini Van	2001	Windstar	Receiving	Other	G-17443	92,021	1,004		
W	Pick-Up	2000	2500 EXT	F M - Trucking	Facilities Management	G-14197	91,865	3,601		
W	Mini Van	2001	Windstar	Property Control	Facilities Management	G-20561	90,501	879		
P	Sedan	2002	Taurus	Law School	Passenger	G-25964	86,487	89		
W	Pick-Up	2007	Ranger	Landscape Services	Facilities Management	G-41328	84,260	4,255		
P	Mini Van	2004	Caravan	Facilities Planning	Passenger	G-28220	83,083	900		
P	Mini Van	2014	Grand Caravan	Enrollment Services	Passenger	G-65430	82,434	2,014		
W	Mini Van	2001	Windstar	Property Control	Other	G-17442	77,874	5,831		
W	Pick-Up	2001	Ram 1500	F M - Wastewater Treatment	Facilities Management	G-13864	74,276	2,996		
W	Cargo Van	2001	B1500	F M - Electric Shop	Facilities Management	G-13863	71,985	1,836		
W	Pick-Up	2001	Ram 1500	F M - Carpenter Shop	Facilities Management	G-13860	70,386	3,240		
W	Pick-Up	2003	F250	Landscape Services	Facilities Management	G-25415	68,399	2,547		
W	Miscellaneous Truck	1991	F600	F M - Electric Shop	Other	S-16487	66,138	228		
W	SUV	2005	Cherokee	Property Control	Cargo	G-32451	65,840	710		
W	Pick-Up	2010	Ranger	F M - Custodial Service	Facilities Management	G-53528	65,764	4,573		
W	Pick-Up	2001	Ranger	Theatre Arts	Cargo	G-17010	64,573	2,692		
W	Pick-Up	2004	F250	Landscape Services	Facilities Management	G-29880	63,845	3,043		
W	Pick-Up	2001	Ram 1500	F M - Furniture & Sign Shop	Cargo	S-13862	63,740	2,841		
P	Sedan	2016	Impala	Jackson Clinical Pharmacy	Passenger	G-73376	62,544	14,793		
W	Miscellaneous Truck	2011	MRU	Landscape Services	Facilities Management	G-56486	60,836	6,915		
P	Sedan	1997	Lumina	School of Accountancy	Passenger	G-05803	60,762	2		
W	Pick-Up	2010	Ranger	F M - Gen Maint Area B	Facilities Management	G-53527	60,260	4,203		
P	Sedan	2016	Fusion	Enrollment Services	Passenger	G-71440	59,450	15,670		

Vehicle Type: (P)assenger/(W)ork

**VEHICLE INVENTORY  
AS OF JUNE 30, 2019**

University of Mississippi (267-00)

Name of Agency

Vehicle Type	Vehicle Description	Model Year	Model	Person(s) Assigned To	Purpose/Use	Tag Number	Mileage on 6-30-2019	Average Miles per Year	Replacement Proposed	
									FY2020	FY2021
W	Pick-Up	2001	Ram 1500	F M - Paint Shop	Facilities Management	G-13865	57,684	3,121		
W	Pick-Up	2015	F250	N C P A	Research	G-69126	56,370	8,364		
W	Pick-Up	2010	Ranger	F M - Custodial Service	Facilities Management	G-53529	56,232	6,663		
P	Mini Van	2014	Grand Caravan	Biology	Passenger	G-67504	52,674	11,698		
W	Pick-Up	2011	Ranger	F M - HVAC Shop	Facilities Management	G-55386	50,557	4,628		
W	Pick-Up	2012	Colorado	F M - Night Maintenance	Facilities Management	G-60447	50,214	5,217		
W	Pick-Up	2010	Ranger	F M - Night Maintenance	Facilities Management	G-53530	49,824	4,430		
W	Pick-Up	2001	Ram 2500	F M - PowerLine Shop	Facilities Management	G-13859	46,232	0		
W	Miscellaneous Truck	2011	C3500	F M - Trucking	Facilities Management	G-55913	44,720	4,845		
W	Sedan	2015	Police I	University Police Department	Law Enforcement	G-69813	44,633	10,904		
P	SUV	2017	Escape	Jackson Clinical Pharmacy	Passenger	G-75055	44,115	16,248		
W	Miscellaneous Truck	1999	C7500	F M - PowerLine Shop	Other	G-35605	43,942	280		
W	SUV	2013	Explorer	University Police Department	Law Enforcement	G-63862	43,869	6,168		
W	SUV	2016	Interceptor	University Police Department	Law Enforcement	G-72469	42,288	15,891		
W	Miscellaneous Truck	2000	4700	F M - Trucking	Cargo	G-10818	42,273	373		
W	Sedan	2015	Charger	University Police Department	Law Enforcement	G-70112	41,113	13,981		
W	Pick-Up	1995	Ranger	Campus Recreation	Facilities Management	S-15973	40,073	0		
P	SUV	2017	Traverse	Campus Recreation	Passenger	G-75828	39,715	13,769		
P	Mini Van	2007	Caravan	Landscape Services	Passenger	G-44059	38,863	1,711		
W	Pick-Up	2002	Ranger	Continuing Studies - Tupelo	Facilities Management	G-22036	38,683	626		
W	Pick-Up	2011	Ranger	F M - Boiler Shop	Facilities Management	G-55385	36,548	3,169		
W	SUV	2015	Interceptor	University Police Department	Law Enforcement	G-67751	35,471	3,586		
P	SUV	2017	Traverse	Campus Recreation	Passenger	G-75827	34,802	13,341		
W	Pick-Up	2012	F 150	F M - Carpenter Shop	Facilities Management	G-60161	33,929	4,667		
W	Pick-Up	2004	C1500	F M - HVAC Shop	Cargo	G-28219	33,872	3,278		
W	Pick-Up	2011	F 150	F M - Administration	Facilities Management	G-56258	32,645	3,916		
W	Cargo Van	2001	B1500	F M - Technical Services	Facilities Management	G-13857	32,449	1,510		
P	SUV	2014	Explorer	University & Public Events	Passenger	G-64411	31,671	2,568		

Vehicle Type: (P)assenger/(W)ork

**VEHICLE INVENTORY  
AS OF JUNE 30, 2019**

University of Mississippi (267-00)

Name of Agency

Vehicle Type	Vehicle Description	Model Year	Model	Person(s) Assigned To	Purpose/Use	Tag Number	Mileage on 6-30-2019	Average Miles per Year	Replacement Proposed	
									FY2020	FY2021
W	Pick-Up	2012	F 350	F M - Trucking	Facilities Management	G-58780	31,623	4,372		
W	Pick-Up	2007	Ranger	Landscape Services	Facilities Management	G-41327	30,172	3,945		
W	SUV	2017	Interceptor	University Police Department	Law Enforcement	G-75194	30,097	11,414		
W	Miscellaneous Truck	2000	4700	F M - Trucking	Cargo	G-10819	28,191	2,083		
P	Mini Van	2017	Grand Caravan	Jackson Clinical Pharmacy	Passenger	G-76586	26,141	20,563		
W	Pick-Up	2013	F 150	F M - Plumbing	Facilities Management	G-63354	24,223	3,137		
W	SUV	2018	Explorer	University Police Department	Law Enforcement	G-80105	23,166	19,208		
W	Pick-Up	2016	F150	F M - Electric Shop	Facilities Management	G-72308	22,507	8,088		
W	Pick-Up	2006	C1500	Office of Laboratory Services	Cargo	G-36396	21,832	1,098		
P	Mini Van	2019	Grand Caravan	Continuing Studies - Oxford	Passenger	G-81635	21,820	21,721		
W	SUV	2018	Explorer	University Police Department	Law Enforcement	G-80106	21,249	18,189		
P	Mini Van	2019	Grand Caravan	Continuing Studies - Oxford	Passenger	G-81634	20,622	20,523		
P	Mini Van	2014	Grand Caravan	F M - Custodial Service	Passenger	G-65988	20,327	5,263		
W	Miscellaneous Truck	2011	TC65	F M - PowerLine Shop	Facilities Management	G-55387	20,106	1,377		
W	Pick-Up	2014	F 150	F M - Custodial Service	Facilities Management	G-66764	19,819	5,211		
W	Pick-Up	2013	F 150	F M - Gen Maint Area C	Facilities Management	G-63353	18,653	2,319		
W	Miscellaneous Truck	2005	450	F M - Plumbing	Other	G-32729	18,466	421		
W	Pick-Up	2017	F150	F M - Night Maintenance	Facilities Management	G-75614	17,869	6,723		
W	Other	2006	3DC	F M - Service Station	Other	G-36757	15,682	320		
W	Pick-Up	2017	F150	F M - Carpenter Shop	Facilities Management	G-75613	15,666	6,158		
W	Cargo Van	2012	E 250	Receiving	Cargo	G-58541	15,427	1,671		
W	Pick-Up	2016	F150	F M - Preventative Maintenance	Facilities Management	G-73495	14,593	7,671		
W	Other	2010	4300M7	Landscape Services	Facilities Management	G-52254	14,275	713		
P	Mini Van	2019	Grand Caravan	Continuing Studies - Oxford	Passenger	G-81636	14,230	14,132		
W	Pick-Up	2016	F250	Landscape Services	Facilities Management	G-71392	13,006	3,369		
W	Mini Van	2015	Express Van	University & Public Events	Facilities Management	G-70980	12,974	3,289		
W	Pick-Up	2016	F250	Landscape Services	Facilities Management	G-71393	12,557	3,262		

Vehicle Type: (P)assenger/(W)ork



**VEHICLE INVENTORY  
AS OF JUNE 30, 2019**

University of Mississippi (267-00)

Name of Agency

Vehicle Type	Vehicle Description	Model Year	Model	Person(s) Assigned To	Purpose/Use	Tag Number	Mileage on 6-30-2019	Average Miles per Year	Replacement Proposed	
									FY2020	FY2021
P	Mini Van	2019	Grand Caravan	Cntr for Mathematics & Science Ed	Passenger	G-81906	10,554	10,453		
P	SUV	2018	Pathfinder	Leadership & Counselor Education	Passenger	G-80875	10,430	9,748		
W	Pick-Up	2017	F250	F M - HVAC Shop	Facilities Management	G-75897	10,129	3,571		
W	Pick-Up	2017	F-150	F M - Custodial Service	Facilities Management	G-76953	8,798	4,395		
P	SUV	2018	Pathfinder	Leadership & Counselor Education	Passenger	G-80876	8,035	7,354		
W	Pick-Up	2018	Frontier	F M - Boiler Shop	Facilities Management	G-80415	7,905	6,503		
W	Pick-Up	2016	F150	F M - Fire Services	Facilities Management	G-73490	7,480	2,718		
P	Sedan	2015	Spark	University & Public Events	Passenger	G-69288	7,347	2,043		
W	Pick-Up	2017	F-150	F M - Paint Shop	Facilities Management	G-76952	6,885	4,143		
W	Pick-Up	2018	Frontier	F M - Electric Shop	Facilities Management	G-80416	6,089	4,992		
W	Pick-Up	2018	Frontier	F M - Gen Maint Area A	Facilities Management	G-80414	5,950	4,800		
W	Pick-Up	2017	F350	Landscape Services	Facilities Management	G-75617	5,750	2,148		
W	Mini Van	2018	Grand Caravan	F M - Administration	Facilities Management	G-79791	5,252	4,038		
W	Miscellaneous Truck	2012	Dump Truck	F M - Plumbing	Facilities Management	G-59188	5,114	773		
W	Mini Van	2018	Grand Caravan	F M - Administration	Facilities Management	G-79792	4,805	3,940		
W	Mini Van	2017	SV 200 Van	Information Technology	Facilities Management	G-75616	4,758	1,658		
W	Pick-Up	2018	Frontier	University Police Department	Facilities Management	G-81633	4,383	4,143		
P	Mini Van	2016	Transit Van	Biology	Passenger	G-73776	4,374	2,771		
W	Pick-Up	2017	F550SD	Landscape Services	Facilities Management	G-79575	4,361	3,154		
P	SUV	2018	Pathfinder	Office of Global Engagement	Passenger	G-79304	4,320	2,829		
W	SUV	2018	Rouge	F M - Administration	Facilities Management	G-80104	4,092	2,966		
P	Mini Van	2016	Transit Van	Biology	Passenger	G-73777	3,249	582		
W	Mini Van	2015	SV 200 Van	Information Technology	Facilities Management	G-72549	2,745	1,588		
W	Miscellaneous Truck	2017	M2106	Receiving	Facilities Management	G-73987	2,719	1,169		
W	Mini Van	2017	SV 200 Van	Library	Facilities Management	G-75805	2,681	814		
W	Pick-Up	2019	Frontier	F M - Preventative Maintenance	Facilities Management	G-83391	2,396	2,151		
W	Pick-Up	2019	Super Duty	Office of Laboratory Services	Facilities Management	G-81382	2,083	2,013		

Vehicle Type: (P)assenger/(W)ork

**VEHICLE INVENTORY  
AS OF JUNE 30, 2019**

University of Mississippi (267-00)

Name of Agency

Vehicle Type	Vehicle Description	Model Year	Model	Person(s) Assigned To	Purpose/Use	Tag Number	Mileage on 6-30-2019	Average Miles per Year	Replacement Proposed	
									FY2020	FY2021
P	SUV	2018	Rouge	Continuing Studies - Oxford	Passenger	G-81258	1,908	1,629		
W	Mini Van	2019	Grand Caravan	F M - Custodial Service	Facilities Management	G-82906	1,748	1,633		
W	Pick-Up	2019	Frontier	F M - Paint Shop	Facilities Management	G-83390	1,354	1,116		
W	Pick-Up	2019	Ram 1500	F M - Night Maintenance	Facilities Management	G-83473	1,301	1,227		
W	Pick-Up	2019	F-250	Landscape Services	Facilities Management	G-83476	875	548		
W	Pick-Up	2019	Ram 1500	F M - Paint Shop	Facilities Management	G-83474	835	755		
W	Cargo Van	2018	Promaster Van	Museum	Facilities Management	G-80726	716	602		
W	Miscellaneous Truck	2002	470	Receiving	Cargo	G-18524	700	0		
W	Pick-Up	2019	Ram 1500	F M - Gen Maint Area C	Facilities Management	G-83465	593	512		
P	SUV	2019	Pathfinder	Human Resources	Passenger	G-83389	415	61		
W	Pick-Up	2019	F-250	Theatre Arts	Facilities Management		238	0		
P	SUV	2019	Pathfinder	Biology	Passenger	G-84045	231	0		
P	Mini Van	2019	Grand Caravan	Education - Dean's Office	Passenger	G-83696	115	7		
W	Cargo Van	2018	Promaster Van	Museum	Facilities Management		114	0		

**VEHICLE POOL MEMBER LIST  
2021 BUDGET REQUEST**

University of Mississippi (267-00)

---

Name of Agency

**PRIORITY OF DECISION UNITS  
FISCAL YEAR 2021**

University of Mississippi (267-00)

Name of Agency

<b>Program</b>	<b>Decision Unit</b>	<b>Object</b>	<b>Amount</b>
----------------	----------------------	---------------	---------------

**CAPITAL LEASES**

University of Mississippi (267-00)

Name of Agency

---

VENDOR/ ITEM LEASED	Original Date of Lease	Original No. of Months of Lease	No. of Months Remaining on 6-30-19	Last Payment Date	Interest Rate	Amount of Each Payment			Total of Payments To Be Made					
						Actual FY 2019			Estimated FY 2020			Requested FY 2021		
						Principal	Interest	Total	Principal	Interest	Total	Principal	Interest	Total

**Summary of 3% General Fund Program Reduction to FY 2020 Appropriated Funding by Major Object**

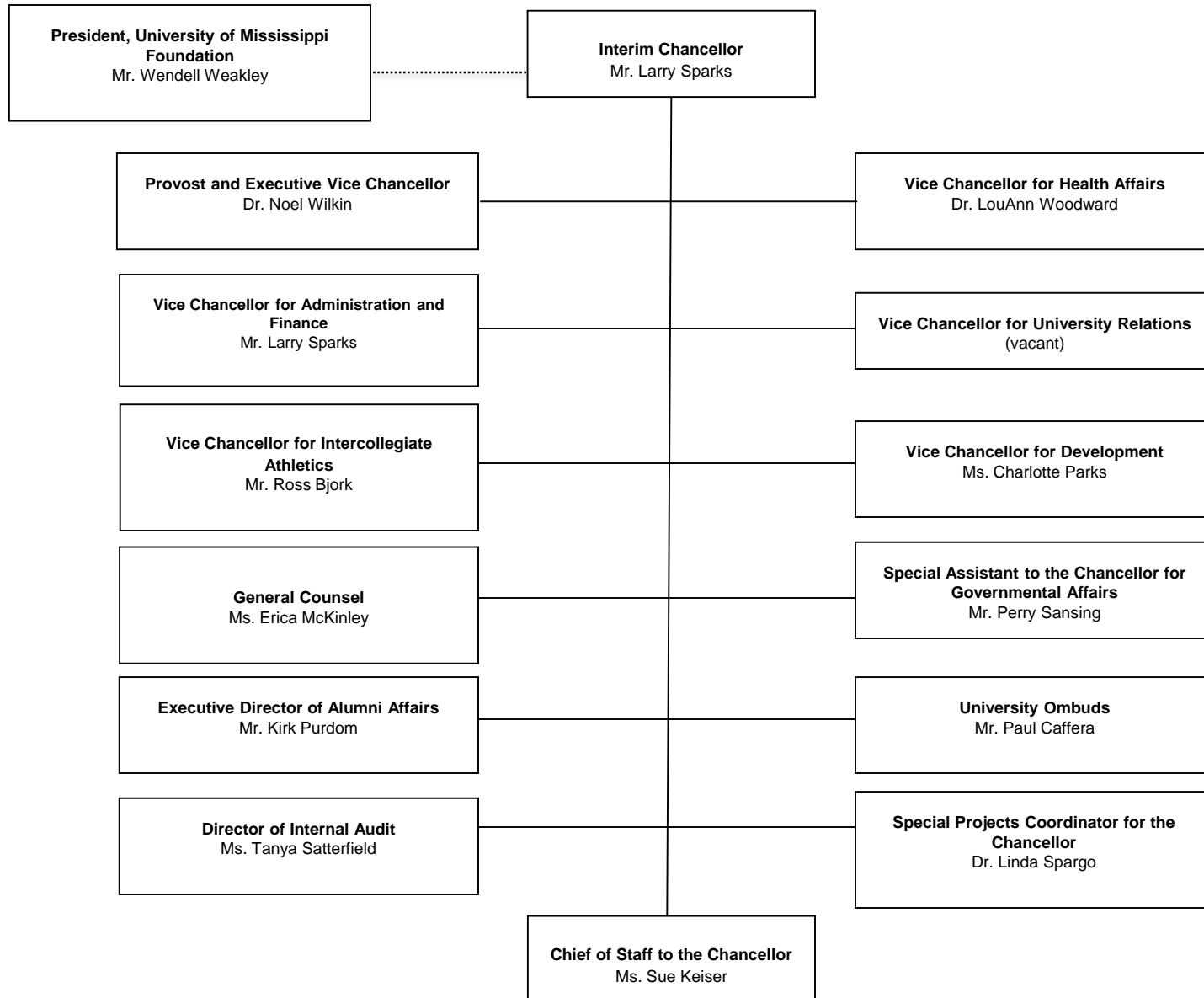
University of Mississippi (267-00)

---

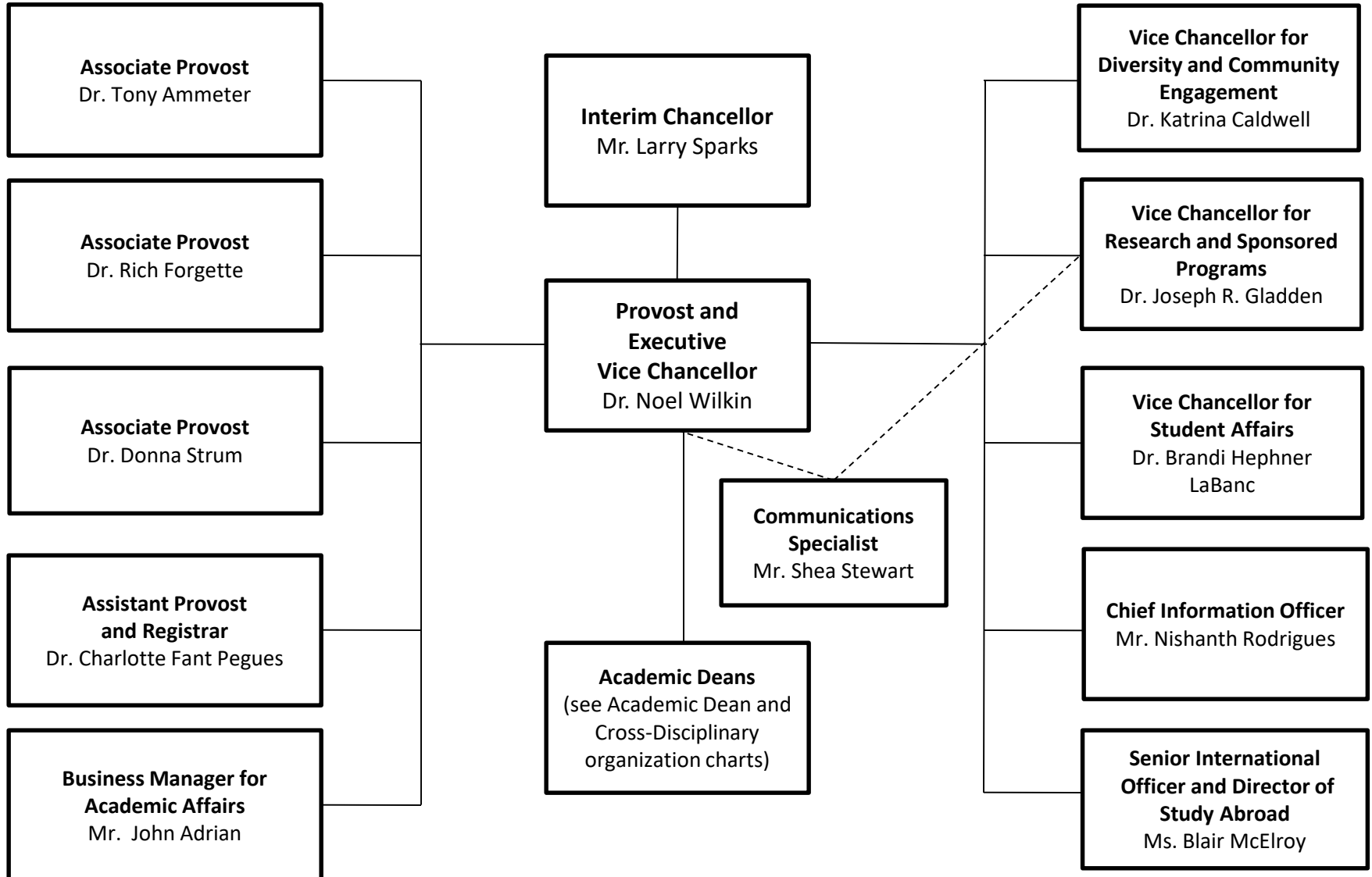
Name of Agency

<b>Major Object</b>	<b>FY2020 General Fund Reduction</b>	<b>EFFECT ON FY2020 STATE SUPPORT SPECIAL FUNDS</b>	<b>EFFECT ON FY2020 FEDERAL FUNDS</b>	<b>EFFECT ON FY2020 OTHER SPECIAL FUNDS</b>	<b>TOTAL 3% REDUCTIONS</b>
<b>SALARIES, WAGES, FRINGE</b>					
<b>TRAVEL</b>	(345,730)				(345,730)
<b>CONTRACTUAL</b>	(907,950)				(907,950)
<b>COMMODITIES</b>	(328,502)				(328,502)
<b>OTHER THAN EQUIPMENT</b>					
<b>EQUIPMENT</b>	(381,470)				(381,470)
<b>VEHICLES</b>					
<b>WIRELESS COMM. DEVS.</b>					
<b>SUBSIDIES, LOANS, ETC</b>					
<b>TOTALS</b>	<b>(1,963,652)</b>				<b>(1,963,652)</b>

# The University of Mississippi Organization Chart for the Oxford Campus Chancellor's Division

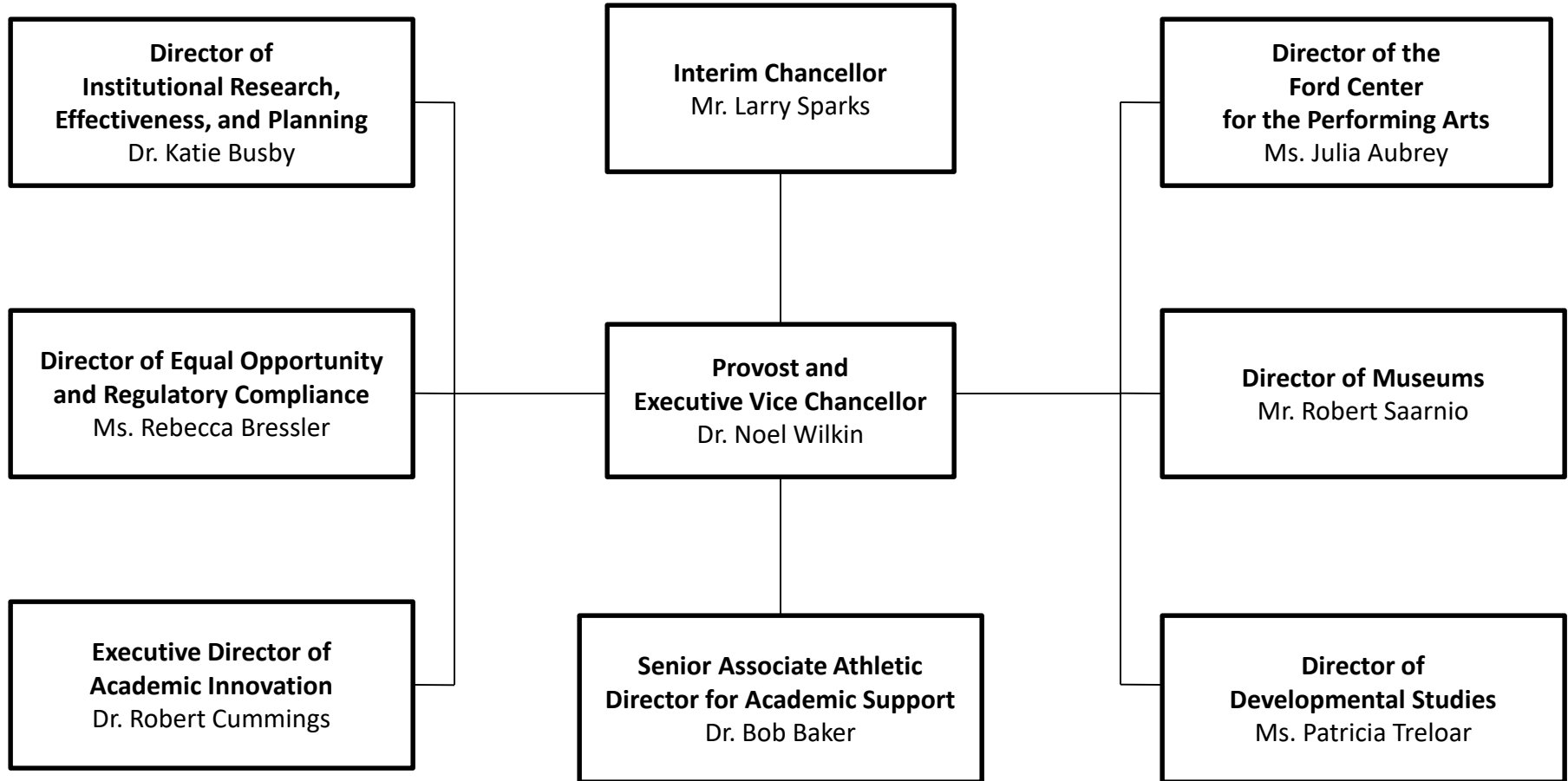


# The University of Mississippi Organization Chart for the Oxford Campus Division of Academic Affairs

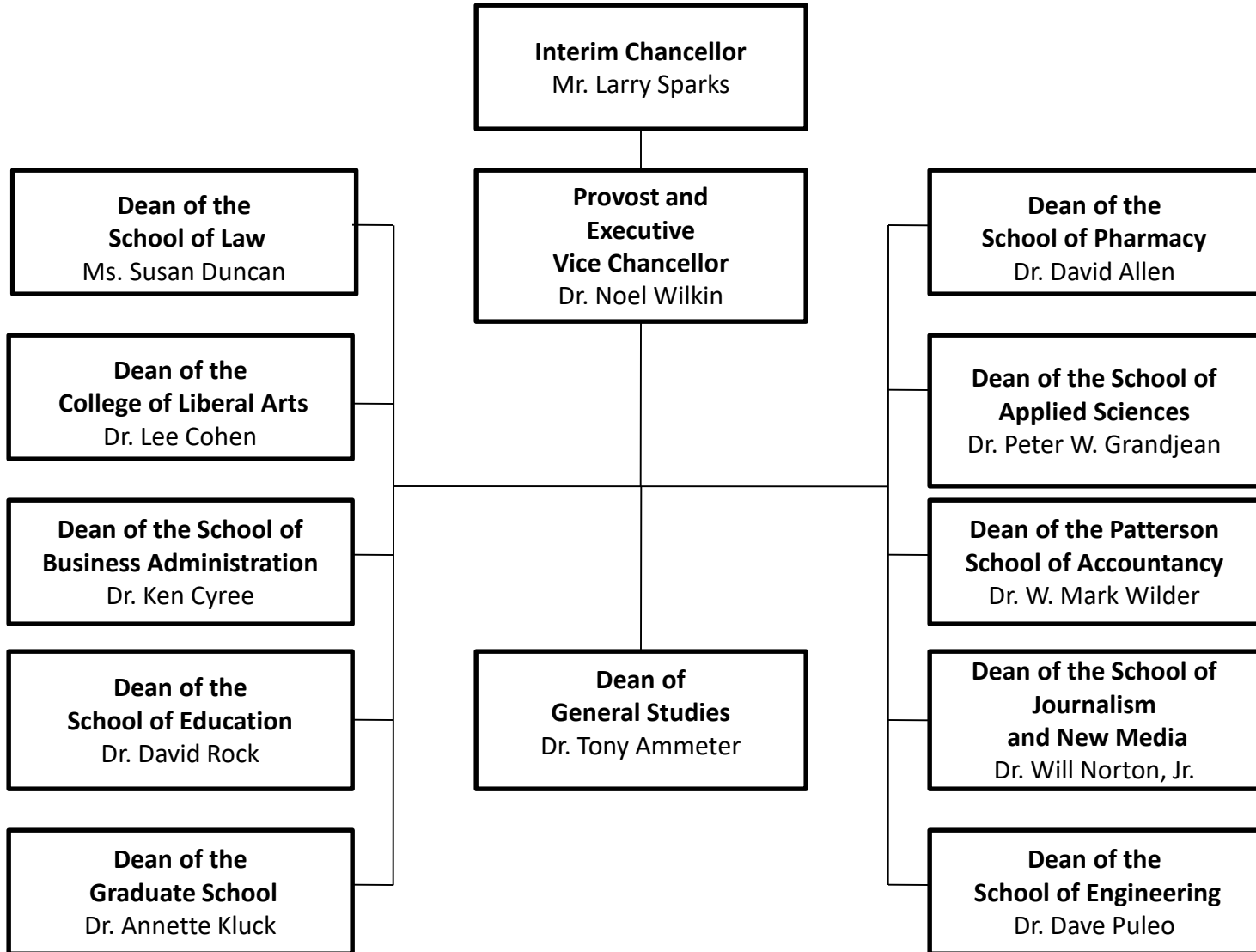




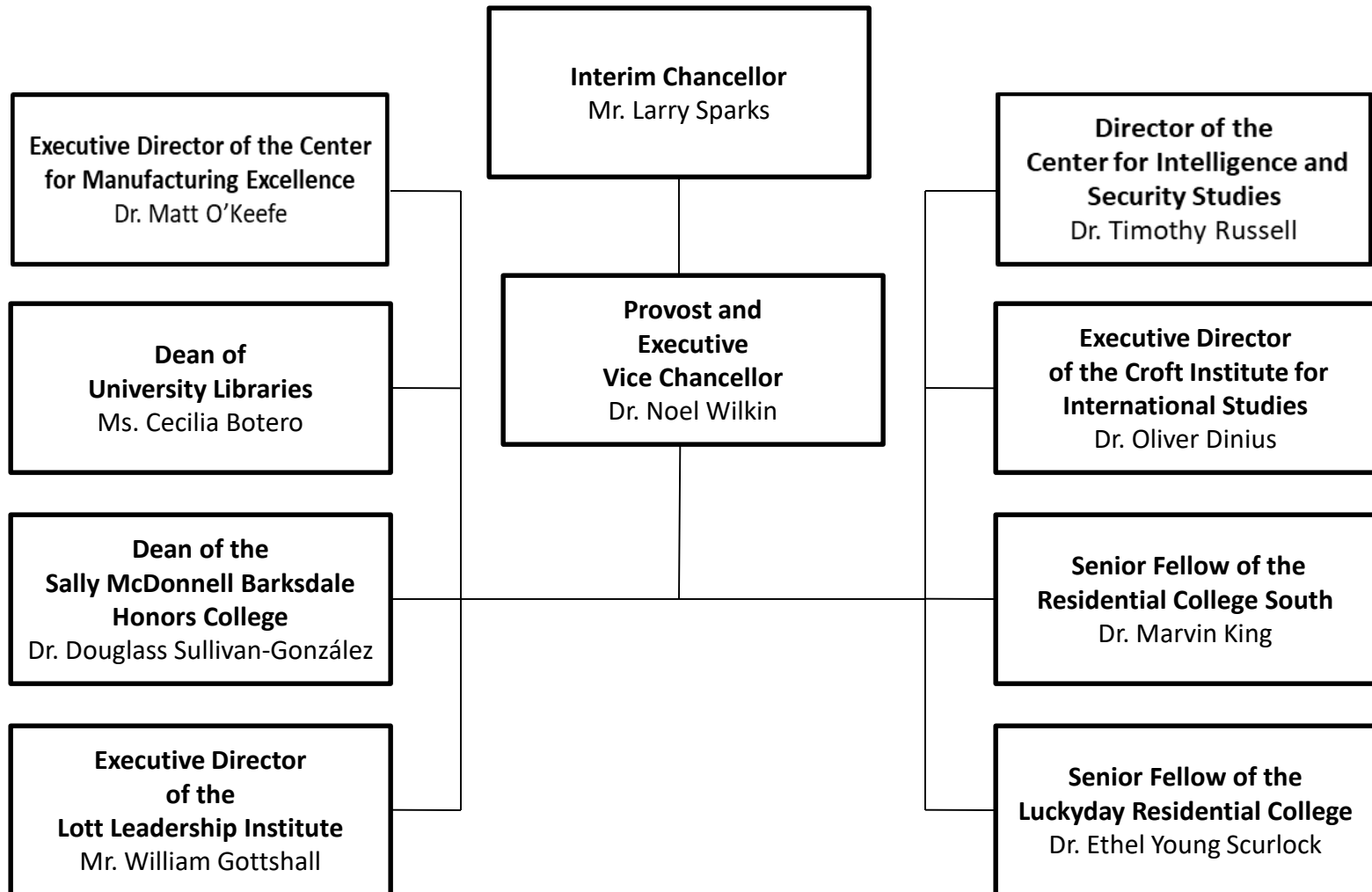
# The University of Mississippi Organization Chart for the Oxford Campus Directors



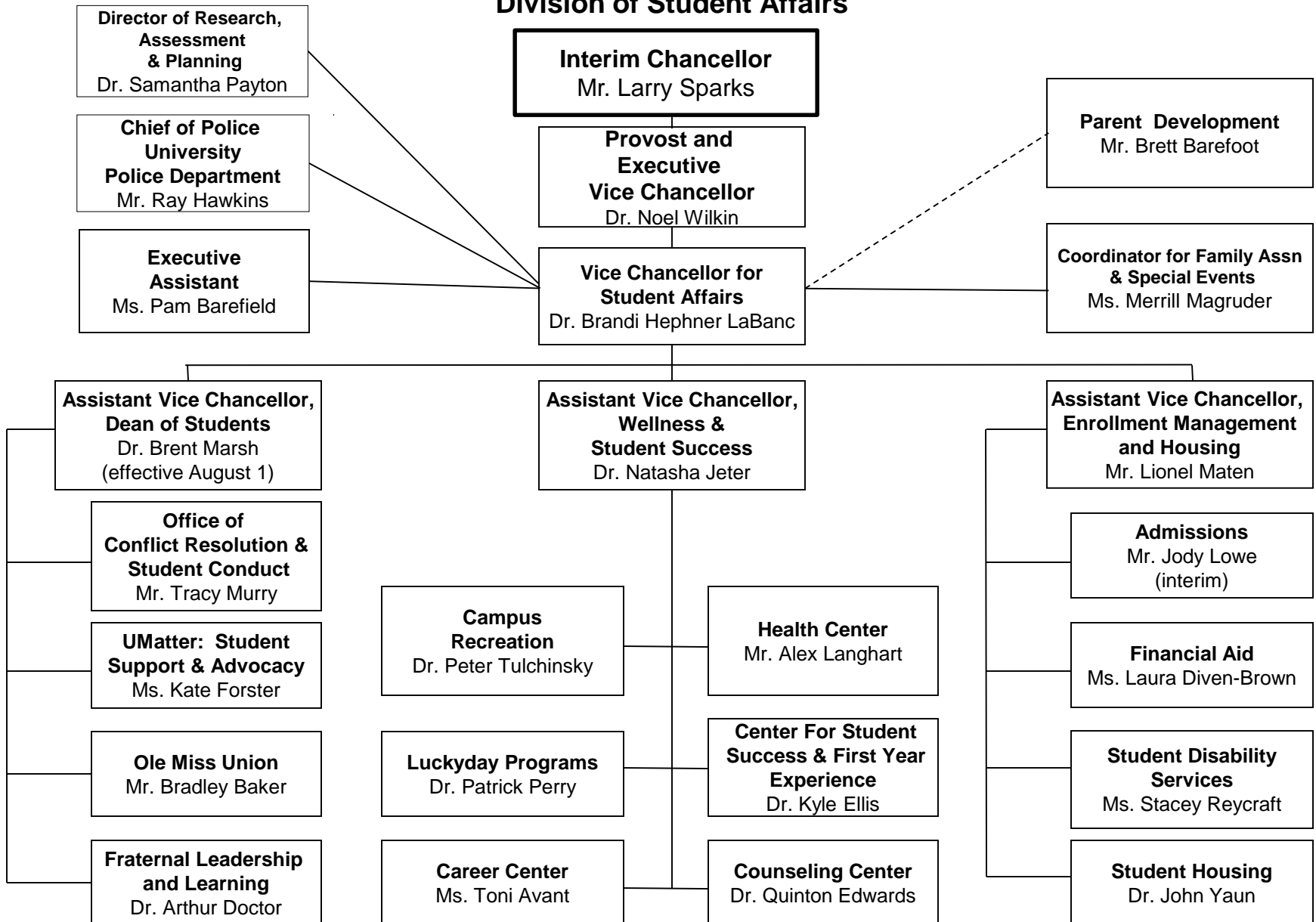
# The University of Mississippi Organization Chart for the Oxford Campus Academic Deans



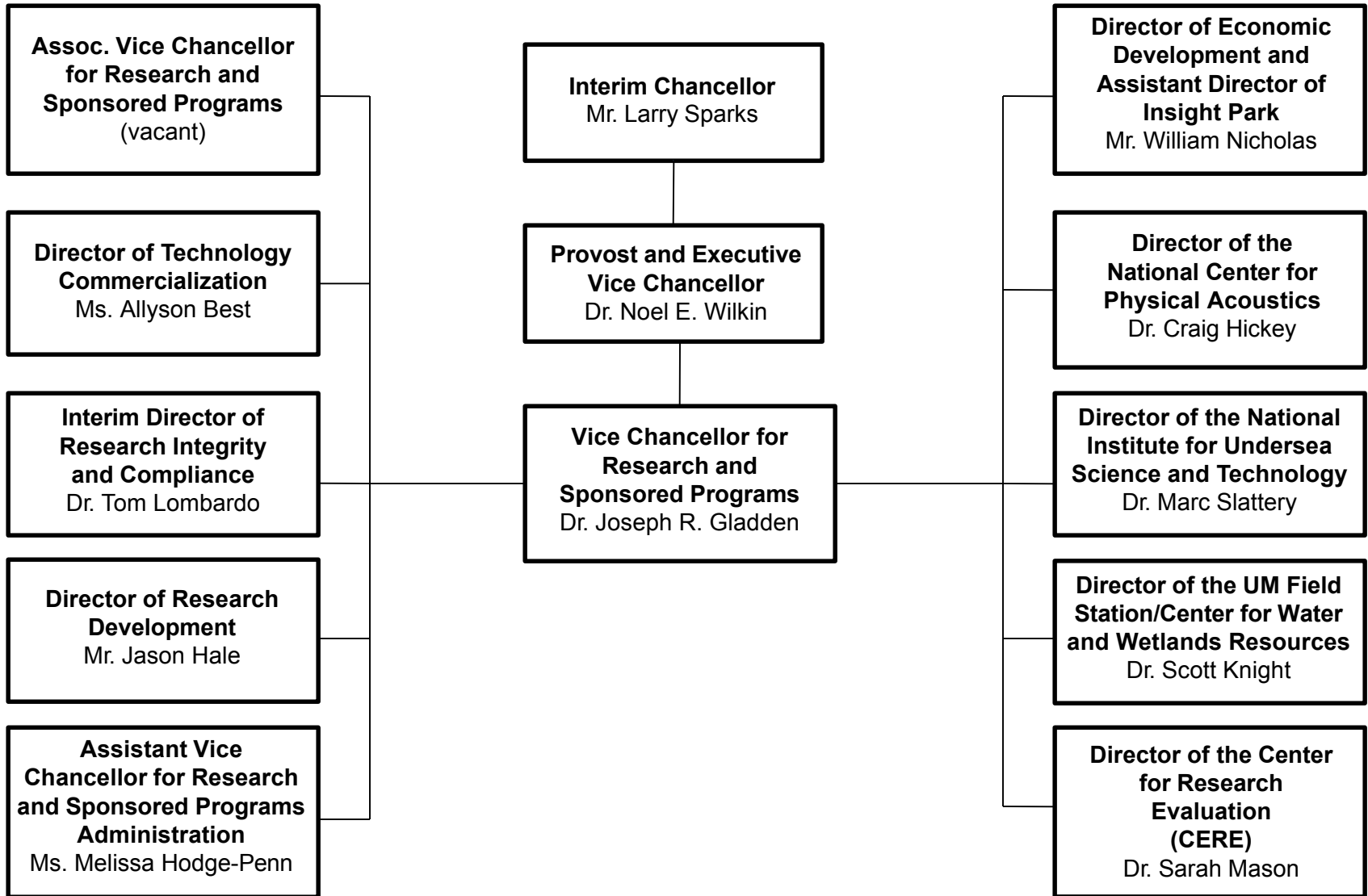
# The University of Mississippi Organization Chart for the Oxford Campus Cross-Disciplinary Appointments



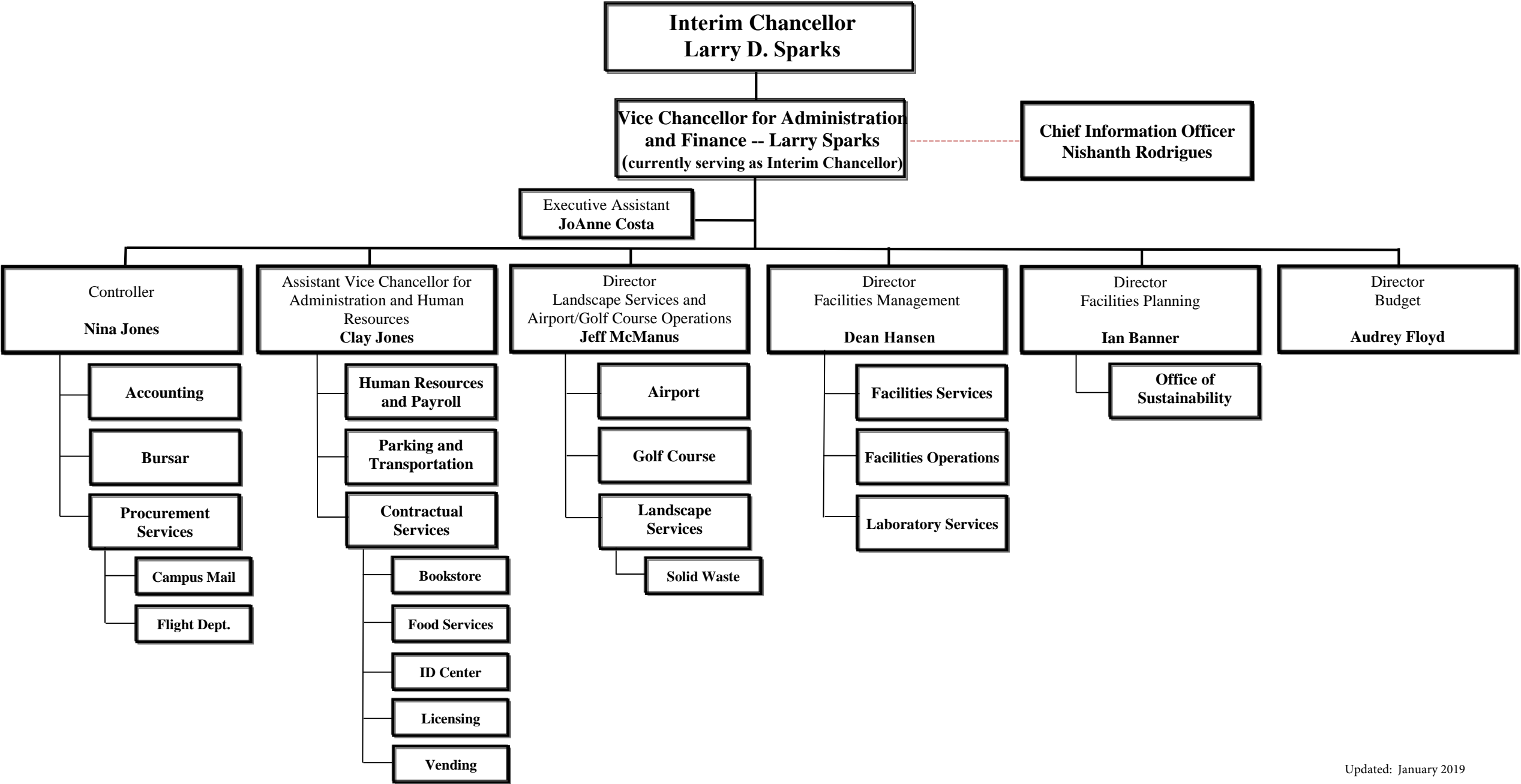
# The University of Mississippi Organization Chart for the Oxford Campus Division of Student Affairs



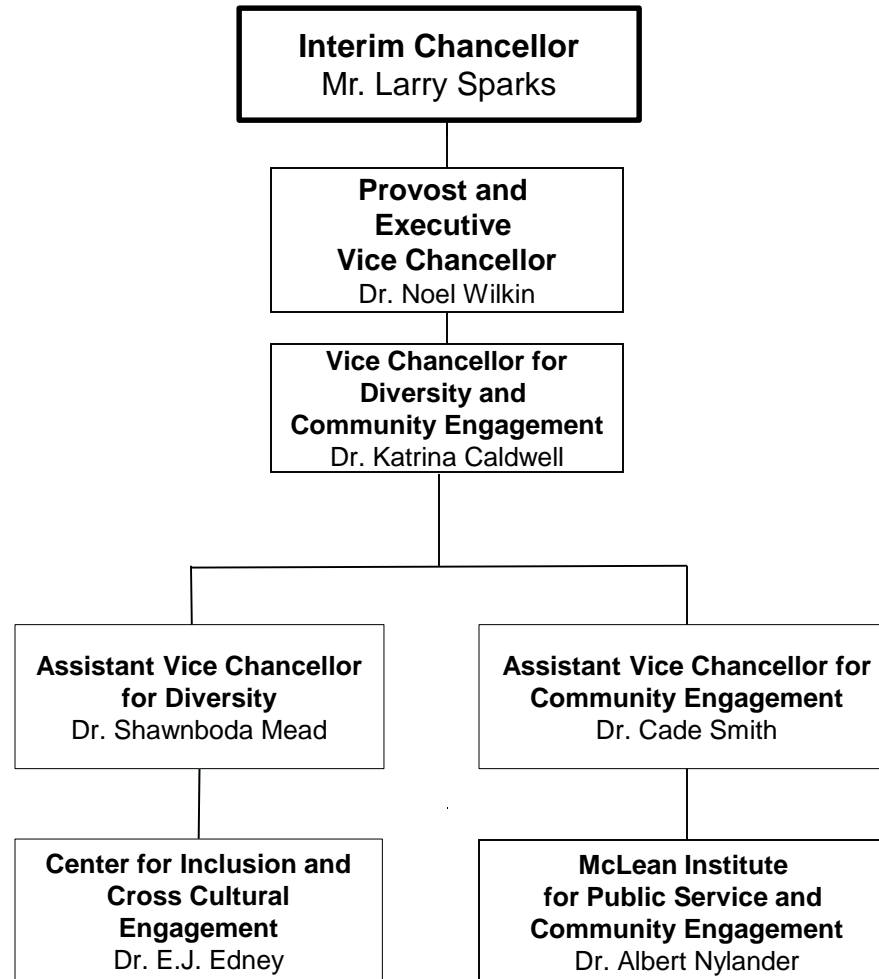
**The University of Mississippi  
Organization Chart for the Oxford Campus  
Research and Sponsored Programs**



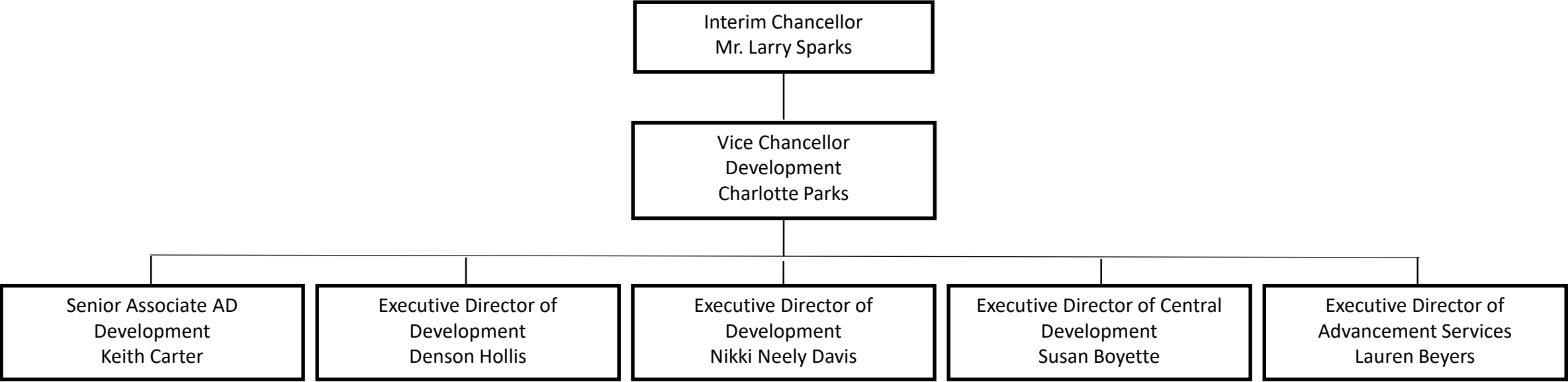
**The University of Mississippi  
 Organization Chart for the Oxford Campus  
 Division of Administration and Finance**



**The University of Mississippi  
Organization Chart for the Oxford Campus  
Division of Diversity and Community Engagement**



# The University of Mississippi Organization Chart for the Oxford Campus University Development







BOARD OF TRUSTEES OF STATE  
INSTITUTIONS OF HIGHER LEARNING  
STATE OF MISSISSIPPI

Schedule A  
Salaries and Wages

Agency: University of Mississippi (267-00)

	Actual Expenses FY Ending June 30, 2019		Estimated Expenses FY Ending June 30, 2020		Required for FY Ending June 30, 2021	
	FTE	Dollars	FTE	Dollars	FTE	Dollars
<b>CURRENT POSITIONS:</b>						
1100 - Exec, Admin & Managerial	52.74	10,928,621	53.97	10,990,991	53.97	10,990,991
1200 - Faculty						
9 month	913.24	64,276,029	932.05	66,510,825	932.05	66,510,825
12 month	188.75	19,279,429	204.77	19,564,479	204.77	19,564,479
Other	-	-	-	-	-	-
Total Faculty	1,101.99	83,555,458	1,136.82	86,075,304	1,136.82	86,075,304
1300 - Professional Non-faculty	571.58	33,002,966	581.76	33,160,048	581.76	33,160,048
1400 - Clerical and Secretarial	315.28	9,622,329	318.27	9,735,578	318.27	9,735,578
1500 - Technical & Paraprofessional	66.92	2,779,385	66.33	2,764,368	66.33	2,764,368
1600 - Skilled Crafts	112.18	4,127,224	116.02	4,199,340	116.02	4,199,340
1700 - Services/Maintenance	252.74	6,992,016	262.24	7,228,894	262.24	7,228,894
1800 - Students	373.84	7,108,466	374.34	7,032,587	374.34	7,032,587
TOTAL	2,847.27	158,116,465	2,909.75	161,187,110	2,909.75	161,187,110
<b>NEW POSITIONS REQUIRED FOR FY 2021:</b>					FTE	Dollars
1100 - Exec, Admin & Managerial					-	-
1200 - Faculty					-	-
9 month					-	-
12 month					-	-
Other					-	-
1300 - Professional Non-faculty					-	-
1400 - Clerical and Secretarial					-	-
1500 - Technical & Paraprofessional	-	-				
1600 - Skilled Crafts	-	-				
1700 - Services/Maintenance	-	-				
1800 - Students	-	-				
TOTAL					-	-
<b>PROMOTIONS, REALIGNMENTS, RECLASSIFICATIONS FOR FY 2021:</b>						Dollars
1100 - Exec, Admin & Managerial						-
1200 - Faculty						-
9 month						-
12 month						-
Other						-
1300 - Professional Non-faculty						-
1400 - Clerical and Secretarial						-
1500 - Technical & Paraprofessional		-				
1600 - Skilled Crafts		-				
1700 - Services/Maintenance		-				
1800 - Students		-				
TOTAL						-
GRAND TOTAL Salaries and Wages	2,847.27	158,116,465	2,909.75	161,187,110	2,909.75	161,187,110

BOARD OF TRUSTEES OF STATE  
INSTITUTIONS OF HIGHER LEARNING  
STATE OF MISSISSIPPI

Schedule A-1  
Fringe Benefits

Agency: University of Mississippi (267-00)

	Actual Expenses FY Ending June 30, 2019	Estimated Expenses FY Ending June 30, 2020	Continuation Required for FY Ending June 30, 2021
<b>CURRENT POSITIONS:</b>			
3910 - Employees' Retirement Matching	23,783,760	26,822,887	26,822,887
3920 - FICA Matching	11,552,112	11,792,821	11,792,821
3930 - Workers' Compensation	875,846	770,773	770,773
3940 - Health Insurance Contribution	10,419,552	10,359,184	10,359,184
3950 - Group Life Insurance	151,008	154,155	154,155
3960 - Leave Accrual	1,812,096	2,158,163	2,158,163
3970 - Unemployment Tax	120,806	61,662	61,662
3980 - Remission of Fees	<u>21,845,356</u>	<u>22,973,461</u>	<u>22,973,461</u>
TOTAL Fringe Benefits for Continuing Employees	70,560,536	75,093,106	75,093,106
<b>ESTIMATED FRINGE BENEFITS REQUIRED FOR NEW POSITIONS FOR FY 2021:</b>			
3910 - Employees' Retirement Matching	[REDACTED]	[REDACTED]	-
3920 - FICA Matching	[REDACTED]	[REDACTED]	-
3930 - Workers' Compensation	[REDACTED]	[REDACTED]	-
3940 - Health Insurance Contribution	[REDACTED]	[REDACTED]	-
3950 - Group Life Insurance	[REDACTED]	[REDACTED]	-
3960 - Leave Accrual	[REDACTED]	[REDACTED]	-
3970 - Unemployment Tax	[REDACTED]	[REDACTED]	-
3980 - Remission of Fees	[REDACTED]	[REDACTED]	-
TOTAL Fringe Benefits for New Positions	[REDACTED]	[REDACTED]	<u>-</u>
<b>FRINGE BENEFITS FOR PROMOTIONS, REALIGNMENTS, RECLASSIFICATIONS FOR FY 2021:</b>			
3910 - Employees' Retirement Matching	[REDACTED]	[REDACTED]	-
3920 - FICA Matching	[REDACTED]	[REDACTED]	-
3930 - Workers' Compensation	[REDACTED]	[REDACTED]	-
3940 - Health Insurance Contribution	[REDACTED]	[REDACTED]	-
3950 - Group Life Insurance	[REDACTED]	[REDACTED]	-
3960 - Leave Accrual	[REDACTED]	[REDACTED]	-
3970 - Unemployment Tax	[REDACTED]	[REDACTED]	-
3980 - Remission of Fees	[REDACTED]	[REDACTED]	-
TOTAL Fringe Benefits for Promotions, etc.	[REDACTED]	[REDACTED]	<u>-</u>
GRAND TOTAL Fringe Benefits	70,560,536	75,093,106	75,093,106
SUBTOTAL SALARIES, WAGES & FRINGE BENEFITS	228,677,001	236,280,216	236,280,216
LESS VACANCY RATE	<u>NA</u>	<u>(900,000)</u>	<u>(900,000)</u>
TOTAL SALARIES, WAGES & FRINGE BENEFITS	228,677,001	235,380,216	235,380,216

Agency Revenue Source Report - FY2019 Data

As Required by HB 831, 2015 Legislative Session

And SB 2387, 2016 Legislative Session

Agency Name University of Mississippi On / Off Campus

Budget Year 2019

State Support Sources Amount Received  
 General Funds 64809162

State Support Special Funds Amount Received

Education Enhancement Funds	12776942
Health Care Expendable Funds	
Tobacco Control Funds	
Capital Expense Funds	0
Budget Contingency Funds	
Working Cash Stabilization Reserve Funds	

Special Funds Amount Received

Sample Special Fund #1	
Sample Special Fund #2	

*Add Rows for Additional Special Funds*

List all Federal Funds at its most specific level, such as an office or division, not the federal department.

<u>Federal Funds</u>	Amount Received	Action or results promised in order to receive funds
Sample Federal Fund #1	Fund Summaries should be available October 1, 2019	
Sample Federal Fund #2		
Description of any Maintenance of Effort agreements entered into with any federal agency or subdivision thereof		

*Add Rows for Additional Special Funds*

<u>Revenue from Tax, Fine or Fee Assessed</u>	Amount Assessed	N/A
Sample Tax, Fine, Fee #1	Amount Collected	Fund Summaries should be available October 1, 2019
	Authority to Collect	Board Policy # 702.03, Approval of Tuition, Fees, and Other Student Charges
	Method of Determining Assessment	N/A
	Method of Collection	Board Policy # 702.03, Approval of Tuition, Fees, and Other Student Charges
	Amt. & Purpose for which Expended	
	Amount	Purpose
	Fund Summaries should be available October 1, 2019	

Amount Transferred to General Fund	
Authority for Transfer to General Fund	
Amount Transferred to Another Entity	
Authority for Transfer to Other Entity	
Name of Other Entity	
Fiscal Year-Ending Balance	