

University of Mississippi

P. O. Box 1848 - University, MS 38677-1848

Dr. Glenn F. Boyce, Chancellor

AGENCY

ADDRESS

CHIEF EXECUTIVE OFFICER

	Actual Expenses June 30,2022	Estimated Expenses June 30,2023	Requested For June 30,2024	Requested Over/(Under) Estimated	
				AMOUNT	PERCENT
<b>I. A. PERSONAL SERVICES</b>					
1. Salaries, Wages & Fringe Benefits (Base)	241,192,938	264,142,449	265,042,449		
a. Additional Compensation					
b. Proposed Vacancy Rate (Dollar Amount)			900,000		
c. Per Diem					
<b>Total Salaries, Wages &amp; Fringe Benefits</b>	<b>241,192,938</b>	<b>264,142,449</b>	<b>264,142,449</b>		
2. Travel					
a. Travel & Subsistence (In-State)	1,298,176	1,297,073	1,297,073		
b. Travel & Subsistence (Out-Of-State)	497,075	587,256	587,256		
c. Travel & Subsistence (Out-Of-Country)					
<b>Total Travel</b>	<b>1,795,251</b>	<b>1,884,329</b>	<b>1,884,329</b>		
<b>B. CONTRACTUAL SERVICE S (Schedule B)</b>					
a. Tuition, Rewards & Awards	94,755,151	97,406,151	97,406,151		
b. Communications, Transportation & Utilities	14,327,856	17,104,206	16,742,195	(362,011)	(2.12%)
c. Public Information	127,261	159,077	150,168	(8,909)	(5.60%)
d. Rents	902,401	1,082,880	1,064,833	(18,047)	(1.67%)
e. Repairs & Service	1,123,089	26,558,555	26,325,245	(233,310)	(0.88%)
f. Fees, Professional & Other Services	1,244,751	1,306,990	1,368,679	61,689	4.72%
g. Other Contractual Services	2,773,520	3,256,052	3,420,348	164,296	5.05%
h. Data Processing	4,147,081	5,533,849	5,461,639	(72,210)	(1.30%)
i. Other	3,627,467	11,270,270	6,238,772	(5,031,498)	(44.64%)
<b>Total Contractual Services</b>	<b>123,028,577</b>	<b>163,678,030</b>	<b>158,178,030</b>	<b>(5,500,000)</b>	<b>(3.36%)</b>
<b>C. COMMODITIES (Schedule C)</b>					
a. Maintenance & Construction Materials & Supplies	2,222,573	1,734,648	1,734,648		
b. Printing & Office Supplies & Materials	882,481	873,242	873,242		
c. Equipment, Repair Parts, Supplies & Accessories	1,351,732	1,249,943	1,249,943		
d. Professional & Scientific Supplies & Materials	112,692	83,475	83,475		
e. Other Supplies & Materials	2,287,732	1,326,342	1,326,342		
<b>Total Commodities</b>	<b>6,857,210</b>	<b>5,267,650</b>	<b>5,267,650</b>		
<b>D. CAPITAL OUTLAY</b>					
<b>1. Total Other Than Equipment (Schedule D-1)</b>	<b>4,745,477</b>	<b>4,745,477</b>	<b>4,745,477</b>		
<b>2. Equipment (Schedule D-2)</b>					
b. Road Machinery, Farm & Other Working Equipment	57,062	57,062	57,062		
c. Office Machines, Furniture, Fixtures & Equipment	40,945	40,945	40,945		
d. IS Equipment (Data Processing & Telecommunications)	1,022,872	1,022,872	1,022,872		
e. Equipment - Lease Purchase					
f. Other Equipment	518,929	619,386	619,386		
<b>Total Equipment (Schedule D-2)</b>	<b>1,639,808</b>	<b>1,740,265</b>	<b>1,740,265</b>		
<b>3. Vehicles (Schedule D-3)</b>	<b>30,439</b>				
<b>4. Wireless Comm. Devices (Schedule D-4)</b>					
<b>E. SUBSIDIES, LOANS &amp; GRANTS (Schedule E)</b>	<b>9,325,729</b>	<b>10,798,129</b>	<b>10,798,129</b>		
<b>TOTAL EXPENDITURES</b>	<b>388,615,429</b>	<b>452,256,329</b>	<b>446,756,329</b>	<b>(5,500,000)</b>	<b>(1.22%)</b>
<b>II. BUDGET TO BE FUNDED AS FOLLOWS:</b>					
Cash Balance-Unencumbered					
General Fund Appropriation (Enter General Fund Lapse Below)	66,406,538	75,782,730	75,782,730		
State Support Special Funds	16,850,608	45,815,328	45,815,328		
Federal Funds _____ Other Special Funds (Specify) _____					
Tuition and Fees	293,861,958	313,582,138	313,582,138		
Other	11,496,325	11,576,133	11,576,133		
2022 IHL Capital Improvements Fund		5,500,000		(5,500,000)	(100.00%)
Less: Estimated Cash Available Next Fiscal Period					
<b>TOTAL FUNDS (equals Total Expenditures above)</b>	<b>388,615,429</b>	<b>452,256,329</b>	<b>446,756,329</b>	<b>(5,500,000)</b>	<b>(1.22%)</b>
GENERAL FUND LAPSE					
<b>III: PERSONNEL DATA</b>					
Number of Positions Authorized in Appropriation Bill					
a.) Perm Full	2,830	2,898	2,898		
b.) Perm Part					
c.) T-L Full					
d.) T-L Part					
Average Annual Vacancy Rate (Percentage)					
a.) Perm Full					
b.) Perm Part					
c.) T-L Full					
d.) T-L Part					

Approved by: Dr. Glenn Boyce   
Official of Board or Commission

Submitted by: Audrey Floyd

Date: 7/29/2022 8:44 AM

Budget Officer: Audrey Floyd / audrey@olemiss.edu

Phone Number: 662-915-1783

Title: Director of Budget

REQUEST BY FUNDING SOURCE

Name of Agency : University of Mississippi

Specify Funding Sources As Shown Below	FY 2022 Actual Amount	% of Line Item	% of Total Budget	FY 2023 Estimated Amount	% of Line Item	% of Total Budget	FY 2024 Requested Amount	% of Line Item	% of Total Budget
1. General _____ State Support Special (Specify) _____	57,539,279	23.86%		62,200,583	23.55%		62,200,583	23.55%	
2. Budget Contingency Fund									
3. Education Enhancement Fund	13,553,826	5.62%		15,752,142	5.96%		15,752,142	5.96%	
4. Health Care Expendable Fund									
5. Tobacco Control Fund									
6. Capital Expense Fund									
7. Working Cash Stabilization Reserve Fund									
8. BP Settlement Fund									
9. Gulf Coast Restoration Fund									
10. Coronavirus Local Fiscal Recovery Fund									
11. Coronavirus State Fiscal Recovery Fund									
12. Coronavirus State Fiscal Recovery Lost Revenue Fund									
13. MS Assoc of Ind Colleges and Univ (MAICU) Fund									
14. Federal _____ Other Special (Specify) _____									
15. Tuition and Fees	163,547,121	67.81%		179,980,244	68.14%		179,980,244	68.14%	
16. Other	6,552,712	2.72%		6,209,480	2.35%		6,209,480	2.35%	
17. 2022 IHL Capital Improvements Fund									
18.									
<b>Total Salaries</b>	<b>241,192,938</b>		<b>62.06%</b>	<b>264,142,449</b>		<b>58.41%</b>	<b>264,142,449</b>		<b>59.12%</b>
1. General _____ State Support Special (Specify) _____	414,856	23.11%		469,593	24.92%		469,593	24.92%	
2. Budget Contingency Fund									
3. Education Enhancement Fund									
4. Health Care Expendable Fund									
5. Tobacco Control Fund									
6. Capital Expense Fund									
7. Working Cash Stabilization Reserve Fund									
8. BP Settlement Fund									
9. Gulf Coast Restoration Fund									
10. Coronavirus Local Fiscal Recovery Fund									
11. Coronavirus State Fiscal Recovery Fund									
12. Coronavirus State Fiscal Recovery Lost Revenue Fund									
13. MS Assoc of Ind Colleges and Univ (MAICU) Fund									
14. Federal _____ Other Special (Specify) _____									
15. Tuition and Fees	1,331,143	74.15%		1,371,234	72.77%		1,371,234	72.77%	
16. Other	49,252	2.74%		43,502	2.31%		43,502	2.31%	
17. 2022 IHL Capital Improvements Fund									
18.									
<b>Total Travel</b>	<b>1,795,251</b>		<b>0.46%</b>	<b>1,884,329</b>		<b>0.42%</b>	<b>1,884,329</b>		<b>0.42%</b>

REQUEST BY FUNDING SOURCE

Name of Agency : University of Mississippi

Specify Funding Sources As Shown Below	FY 2022 Actual Amount	% of Line Item	% of Total Budget	FY 2023 Estimated Amount	% of Line Item	% of Total Budget	FY 2024 Requested Amount	% of Line Item	% of Total Budget
1. General _____ State Support Special (Specify) _____	5,459,316	4.44%		10,539,360	6.44%		10,539,360	6.66%	
2. Budget Contingency Fund									
3. Education Enhancement Fund				26,000,000	15.88%		26,000,000	16.44%	
4. Health Care Expendable Fund									
5. Tobacco Control Fund									
6. Capital Expense Fund	3,296,782	2.68%		4,063,186	2.48%		4,063,186	2.57%	
7. Working Cash Stabilization Reserve Fund									
8. BP Settlement Fund									
9. Gulf Coast Restoration Fund									
10. Coronavirus Local Fiscal Recovery Fund									
11. Coronavirus State Fiscal Recovery Fund									
12. Coronavirus State Fiscal Recovery Lost Revenue Fund									
13. MS Assoc of Ind Colleges and Univ (MAICU) Fund									
14. Federal _____ Other Special (Specify) _____									
15. Tuition and Fees	110,077,641	89.47%		112,866,645	68.96%		112,866,645	71.35%	
16. Other	4,194,838	3.41%		4,708,839	2.88%		4,708,839	2.98%	
17. 2022 IHL Capital Improvements Fund				5,500,000	3.36%				
18.									
<b>Total Contractual</b>	<b>123,028,577</b>		<b>31.66%</b>	<b>163,678,030</b>		<b>36.19%</b>	<b>158,178,030</b>		<b>35.41%</b>
1. General _____ State Support Special (Specify) _____	1,339,849	19.54%		1,059,150	20.11%		1,059,150	20.11%	
2. Budget Contingency Fund									
3. Education Enhancement Fund									
4. Health Care Expendable Fund									
5. Tobacco Control Fund									
6. Capital Expense Fund									
7. Working Cash Stabilization Reserve Fund									
8. BP Settlement Fund									
9. Gulf Coast Restoration Fund									
10. Coronavirus Local Fiscal Recovery Fund									
11. Coronavirus State Fiscal Recovery Fund									
12. Coronavirus State Fiscal Recovery Lost Revenue Fund									
13. MS Assoc of Ind Colleges and Univ (MAICU) Fund									
14. Federal _____ Other Special (Specify) _____									
15. Tuition and Fees	5,320,503	77.59%		4,079,093	77.44%		4,079,093	77.44%	
16. Other	196,858	2.87%		129,407	2.46%		129,407	2.46%	
17. 2022 IHL Capital Improvements Fund									
18.									
<b>Total Commodities</b>	<b>6,857,210</b>		<b>1.76%</b>	<b>5,267,650</b>		<b>1.16%</b>	<b>5,267,650</b>		<b>1.18%</b>

REQUEST BY FUNDING SOURCE

Name of Agency : University of Mississippi

Specify Funding Sources As Shown Below	FY 2022 Actual Amount	% of Line Item	% of Total Budget	FY 2023 Estimated Amount	% of Line Item	% of Total Budget	FY 2024 Requested Amount	% of Line Item	% of Total Budget
1. General _____ State Support Special (Specify) _____	937,683	19.76%		764,759	16.12%		764,759	16.12%	
2. Budget Contingency Fund									
3. Education Enhancement Fund									
4. Health Care Expendable Fund									
5. Tobacco Control Fund									
6. Capital Expense Fund									
7. Working Cash Stabilization Reserve Fund									
8. BP Settlement Fund									
9. Gulf Coast Restoration Fund									
10. Coronavirus Local Fiscal Recovery Fund									
11. Coronavirus State Fiscal Recovery Fund									
12. Coronavirus State Fiscal Recovery Lost Revenue Fund									
13. MS Assoc of Ind Colleges and Univ (MAICU) Fund									
14. Federal _____ Other Special (Specify) _____									
15. Tuition and Fees	3,671,933	77.38%		3,858,315	81.31%		3,858,315	81.31%	
16. Other	135,861	2.86%		122,403	2.58%		122,403	2.58%	
17. 2022 IHL Capital Improvements Fund									
18.									
<b>Total Capital Other Than Equipment</b>	<b>4,745,477</b>		<b>1.22%</b>	<b>4,745,477</b>		<b>1.05%</b>	<b>4,745,477</b>		<b>1.06%</b>
1. General _____ State Support Special (Specify) _____	366,355	22.34%		400,085	22.99%		400,085	22.99%	
2. Budget Contingency Fund									
3. Education Enhancement Fund									
4. Health Care Expendable Fund									
5. Tobacco Control Fund									
6. Capital Expense Fund									
7. Working Cash Stabilization Reserve Fund									
8. BP Settlement Fund									
9. Gulf Coast Restoration Fund									
10. Coronavirus Local Fiscal Recovery Fund									
11. Coronavirus State Fiscal Recovery Fund									
12. Coronavirus State Fiscal Recovery Lost Revenue Fund									
13. MS Assoc of Ind Colleges and Univ (MAICU) Fund									
14. Federal _____ Other Special (Specify) _____									
15. Tuition and Fees	1,226,929	74.82%		1,298,971	74.64%		1,298,971	74.64%	
16. Other	46,524	2.84%		41,209	2.37%		41,209	2.37%	
17. 2022 IHL Capital Improvements Fund									
18.									
<b>Total Capital Equipment</b>	<b>1,639,808</b>		<b>0.42%</b>	<b>1,740,265</b>		<b>0.38%</b>	<b>1,740,265</b>		<b>0.39%</b>

Name of Agency : University of Mississippi

Specify Funding Sources As Shown Below	FY 2022 Actual Amount	% of Line Item	% of Total Budget	FY 2023 Estimated Amount	% of Line Item	% of Total Budget	FY 2024 Requested Amount	% of Line Item	% of Total Budget
1. General _____ State Support Special (Specify) _____									
2. Budget Contingency Fund									
3. Education Enhancement Fund									
4. Health Care Expendable Fund									
5. Tobacco Control Fund									
6. Capital Expense Fund									
7. Working Cash Stabilization Reserve Fund									
8. BP Settlement Fund									
9. Gulf Coast Restoration Fund									
10. Coronavirus Local Fiscal Recovery Fund									
11. Coronavirus State Fiscal Recovery Fund									
12. Coronavirus State Fiscal Recovery Lost Revenue Fund									
13. MS Assoc of Ind Colleges and Univ (MAICU) Fund									
14. Federal _____ Other Special (Specify) _____									
15. Tuition and Fees	30,439	100.00							
16. Other									
17. 2022 IHL Capital Improvements Fund									
18.									
<b>Total Vehicles</b>	<b>30,439</b>		<b>0.01%</b>						
1. General _____ State Support Special (Specify) _____									
2. Budget Contingency Fund									
3. Education Enhancement Fund									
4. Health Care Expendable Fund									
5. Tobacco Control Fund									
6. Capital Expense Fund									
7. Working Cash Stabilization Reserve Fund									
8. BP Settlement Fund									
9. Gulf Coast Restoration Fund									
10. Coronavirus Local Fiscal Recovery Fund									
11. Coronavirus State Fiscal Recovery Fund									
12. Coronavirus State Fiscal Recovery Lost Revenue Fund									
13. MS Assoc of Ind Colleges and Univ (MAICU) Fund									
14. Federal _____ Other Special (Specify) _____									
15. Tuition and Fees									
16. Other									
17. 2022 IHL Capital Improvements Fund									
18.									
<b>Total Wireless Communication Devs.</b>									

REQUEST BY FUNDING SOURCE

Name of Agency : University of Mississippi

Specify Funding Sources As Shown Below	FY 2022 Actual Amount	% of Line Item	% of Total Budget	FY 2023 Estimated Amount	% of Line Item	% of Total Budget	FY 2024 Requested Amount	% of Line Item	% of Total Budget
1. General _____ State Support Special (Specify) _____	349,200	3.74%		349,200	3.23%		349,200	3.23%	
2. Budget Contingency Fund									
3. Education Enhancement Fund									
4. Health Care Expendable Fund									
5. Tobacco Control Fund									
6. Capital Expense Fund									
7. Working Cash Stabilization Reserve Fund									
8. BP Settlement Fund									
9. Gulf Coast Restoration Fund									
10. Coronavirus Local Fiscal Recovery Fund									
11. Coronavirus State Fiscal Recovery Fund									
12. Coronavirus State Fiscal Recovery Lost Revenue Fund									
13. MS Assoc of Ind Colleges and Univ (MAICU) Fund									
14. Federal _____ Other Special (Specify) _____									
15. Tuition and Fees	8,656,249	92.82%		10,127,636	93.79%		10,127,636	93.79%	
16. Other	320,280	3.43%		321,293	2.98%		321,293	2.98%	
17. 2022 IHL Capital Improvements Fund									
18.									
<b>Total Subsidies</b>	<b>9,325,729</b>		<b>2.40%</b>	<b>10,798,129</b>		<b>2.39%</b>	<b>10,798,129</b>		<b>2.42%</b>
1. General _____ State Support Special (Specify) _____	66,406,538	17.09%		75,782,730	16.76%		75,782,730	16.96%	
2. Budget Contingency Fund									
3. Education Enhancement Fund	13,553,826	3.49%		41,752,142	9.23%		41,752,142	9.35%	
4. Health Care Expendable Fund									
5. Tobacco Control Fund									
6. Capital Expense Fund	3,296,782	0.85%		4,063,186	0.90%		4,063,186	0.91%	
7. Working Cash Stabilization Reserve Fund									
8. BP Settlement Fund									
9. Gulf Coast Restoration Fund									
10. Coronavirus Local Fiscal Recovery Fund									
11. Coronavirus State Fiscal Recovery Fund									
12. Coronavirus State Fiscal Recovery Lost Revenue Fund									
13. MS Assoc of Ind Colleges and Univ (MAICU) Fund									
14. Federal _____ Other Special (Specify) _____									
15. Tuition and Fees	293,861,958	75.62%		313,582,138	69.34%		313,582,138	70.19%	
16. Other	11,496,325	2.96%		11,576,133	2.56%		11,576,133	2.59%	
17. 2022 IHL Capital Improvements Fund				5,500,000	1.22%				
18.									
<b>TOTAL</b>	<b>388,615,429</b>		<b>100.00%</b>	<b>452,256,329</b>		<b>100.00%</b>	<b>446,756,329</b>		<b>100.00%</b>

**SPECIAL FUNDS DETAIL**

University of Mississippi (267-00)

Name of Agency

<b>S. STATE SUPPORT SPECIAL FUNDS</b>		<b>(1) Actual Revenues FY 2022</b>	<b>(2) Estimated Revenues FY 2023</b>	<b>(3) Requested Revenues FY 2024</b>
<b>Source (Fund Number)</b>	<b>Detailed Description of Source</b>			
Budget Contingency Fund	BCF - Budget Contingency Fund			
Education Enhancement Fund	EEF - Education Enhancement Fund	13,553,826	41,752,142	41,752,142
Health Care Expendable Fund	HCEF - Health Care Expendable Fund			
Tobacco Control Fund	TCF - Tobacco Control Fund			
Capital Expense Fund	CEF - Capital Expense Fund	3,296,782	4,063,186	4,063,186
Working Cash Stabilization Reserve Fund	WCSRF - Working Cash Stabilization Reserve Fund			
BP Settlement Fund	BPSF - BP Settlement Fund			
Gulf Coast Restoration Fund	GCRF - Gulf Coast Restoration Fund			
Coronavirus Local Fiscal Recovery Fund	CLFRF - Coronavirus Local Fiscal Recovery Fund			
Coronavirus State Fiscal Recovery Fund	CSFRF - Coronavirus State Fiscal Recovery Fund			
Coronavirus State Fiscal Recovery Lost Revenue Fund	CLFRLRF - Coronavirus State Fiscal Recovery Lost Revenue Fund			
MS Assoc of Ind Colleges and Univ (MAICU) Fund	MAICUF - MS Assoc of Independent Colleges and Universities Fund			
<b>State Support Special Fund TOTAL</b>		<b>16,850,608</b>	<b>45,815,328</b>	<b>45,815,328</b>
STATE SUPPORT SPECIAL FUND LAPSE				

<b>A. FEDERAL FUNDS *</b>		<b>Percentage Match Requirement</b>	<b>(1) Actual Revenues FY 2022</b>	<b>(2) Estimated Revenues FY 2023</b>	<b>(3) Requested Revenues FY 2024</b>
<b>Source (Fund Number)</b>	<b>Detailed Description of Source</b>	<b>FY 2023 FY 2024</b>			
	Cash Balance-Unencumbered				
<b>Federal Fund TOTAL</b>					

<b>B. OTHER SPECIAL FUNDS (NON-FED'L)</b>		<b>(1) Actual Revenues FY 2022</b>	<b>(2) Estimated Revenues FY 2023</b>	<b>(3) Requested Revenues FY 2024</b>
<b>Source (Fund Number)</b>	<b>Detailed Description of Source</b>			
	Cash Balance-Unencumbered			
Tuition and Fees ()		293,861,958	313,582,138	313,582,138
Grants and Contracts ()		1,143,927	1,175,740	1,175,740
Sales and Services ()		1,092,721	1,072,998	1,072,998
Other ()		5,759,677	5,827,395	5,827,395
IHL Capital Improvement Fund/Local Projects (HB 1353) ()			5,500,000	
Reduction in Fund Balance ()		3,500,000	3,500,000	3,500,000
<b>Other Special Fund TOTAL</b>		<b>305,358,283</b>	<b>330,658,271</b>	<b>325,158,271</b>

<b>SECTIONS S + A + B TOTAL</b>		<b>322,208,891</b>	<b>376,473,599</b>	<b>370,973,599</b>
---------------------------------	--	--------------------	--------------------	--------------------

<b>C. TREASURY FUND/BANK ACCOUNTS *</b>		<b>(1) Reconciled Balance as of 6/30/22</b>	<b>(2) Balance as of 6/30/23</b>	<b>(3) Balance as of 6/30/24</b>
<b>Name of Fund/Account</b>	<b>Fund/Account Number Name of Bank (If Applicable)</b>			

**SPECIAL FUNDS DETAIL**

University of Mississippi (267-00)

---

Name of Agency

\* Any non-federal funds that have restricted uses must be identified and narrative of restrictions attached.



**NARRATIVE OF SPECIAL FUNDS DETAIL AND TREASURY  
FUND/BANK ACCOUNTS**

University of Mississippi (267-00)

---

Name of Agency

**STATE SUPPORT SPECIAL FUNDS**

As a part of our state appropriation, the University of Mississippi receives Education Enhancement Funds, which are based on tax collections. A portion of these funds is designated for Economic Development.

For fiscal year 2023, Education Enhancement Funds have been appropriated by the Legislature for the purpose of research, technology transfer, and entrepreneurial programs (UM SB3002 Section 41, regular session 2022), as well as capital projects, including the Healthcare Innovation Tech Hub, Biomedical Innovation, NIEC, and the UM Early Learning and Evaluation Center (UM SB3002 Section 42 b, c, & d).

Capital Expense Funds have also been appropriated to assist with construction and/or repair and renovation projects.

**OTHER SPECIAL FUNDS**

Tuition, paid on behalf of students, is the primary source of revenue for the University of Mississippi. Other sources of revenue for the University of Mississippi include the sales and services of educational activities (e.g. student newspaper advertising, transcript fees, campus recreation memberships, student health services, and employee health services), investment income, and miscellaneous income.

**TREASURY FUND / BANK**

**CONTINUATION AND EXPANDED TOTAL REQUEST**

University of Mississippi (267-00)

SUMMARY OF ALL PROGRAMS

Name of Agency	FY 2022 Actual				Program
	(1) General	(2) State Support Special	(3) Federal	(4) Other Special	(5) Total
Salaries,Wages & Fringe	57,539,279	13,553,826		170,099,833	241,192,938
Travel	414,856			1,380,395	1,795,251
Contractual Services	5,459,316	3,296,782		114,272,479	123,028,577
Commodities	1,339,849			5,517,361	6,857,210
Other Than Equipment	937,683			3,807,794	4,745,477
Equipment	366,355			1,273,453	1,639,808
Vehicles				30,439	30,439
Wireless Communication Devices					
Subsidies, Loans & Grants	349,200			8,976,529	9,325,729
<b>Total</b>	<b>66,406,538</b>	<b>16,850,608</b>		<b>305,358,283</b>	<b>388,615,429</b>
No. of Positions (FTE)	660.00	143.00		2,027.00	2,830.00

	FY 2023 Estimated				
	(6) General	(7) State Support Special	(8) Federal	(9) Other Special	(10) Total
Salaries,Wages & Fringe	62,200,583	15,752,142		186,189,724	264,142,449
Travel	469,593			1,414,736	1,884,329
Contractual Services	10,539,360	30,063,186		123,075,484	163,678,030
Commodities	1,059,150			4,208,500	5,267,650
Other Than Equipment	764,759			3,980,718	4,745,477
Equipment	400,085			1,340,180	1,740,265
Vehicles					
Wireless Communication Devices					
Subsidies, Loans & Grants	349,200			10,448,929	10,798,129
<b>Total</b>	<b>75,782,730</b>	<b>45,815,328</b>		<b>330,658,271</b>	<b>452,256,329</b>
No. of Positions (FTE)	692.00	169.00		2,037.00	2,898.00

	FY 2024 Increase/Decrease for Continuation				
	(11) General	(12) State Support Special	(13) Federal	(14) Other Special	(15) Total
Salaries,Wages & Fringe					
Travel					
Contractual Services				(5,500,000)	(5,500,000)
Commodities					
Other Than Equipment					
Equipment					
Vehicles					
Wireless Communication Devices					
Subsidies, Loans & Grants					
<b>Total</b>				<b>(5,500,000)</b>	<b>(5,500,000)</b>
No. of Positions (FTE)					

Note: FY2024 Total Request = FY2023 Estimated + FY2024 Incr(Decr) for Continuation + FY2024 Expansion/Reduction of Existing Activities + FY2024 New Activities.

**CONTINUATION AND EXPANDED TOTAL REQUEST**

University of Mississippi (267-00)

SUMMARY OF ALL PROGRAMS

Name of Agency	Program				
	FY 2024 Expansion/Reduction of Existing Activities				
	(16) General	(17) State Support Special	(18) Federal	(19) Other Special	(20) Total
Salaries,Wages & Fringe					
Travel					
Contractual Services					
Commodities					
Other Than Equipment					
Equipment					
Vehicles					
Wireless Communication Devices					
Subsidies, Loans & Grants					
<b>Total</b>					
No. of Positions (FTE)					

	FY 2024 New Activities (*)				
	(21) General	(22) State Support Special	(23) Federal	(24) Other Special	(25) Total
Salaries,Wages & Fringe					
Travel					
Contractual Services					
Commodities					
Other Than Equipment					
Equipment					
Vehicles					
Wireless Communication Devices					
Subsidies, Loans & Grants					
<b>Total</b>					
No. of Positions (FTE)					

	FY 2024 Total Request				
	(26) General	(27) State Support Special	(28) Federal	(29) Other Special	(30) Total
Salaries,Wages & Fringe	62,200,583	15,752,142		186,189,724	264,142,449
Travel	469,593			1,414,736	1,884,329
Contractual Services	10,539,360	30,063,186		117,575,484	158,178,030
Commodities	1,059,150			4,208,500	5,267,650
Other Than Equipment	764,759			3,980,718	4,745,477
Equipment	400,085			1,340,180	1,740,265
Vehicles					
Wireless Communication Devices					
Subsidies, Loans & Grants	349,200			10,448,929	10,798,129
<b>Total</b>	<b>75,782,730</b>	<b>45,815,328</b>		<b>325,158,271</b>	<b>446,756,329</b>
No. of Positions (FTE)	692.00	169.00		2,037.00	2,898.00

Note: FY2024 Total Request = FY2023 Estimated + FY2024 Incr(Decr) for Continuation + FY2024 Expansion/Reduction of Existing Activities + FY2024 New Activities.

**SUMMARY OF PROGRAMS  
FORM MBR-1-03sum**

University of Mississippi (267-00)

Name of Agency

FUNDING REQUESTED FISCAL YEAR 2024

	PROGRAM	GENERAL	ST. SUPP. SPECIAL	FEDERAL	OTHER SPECIAL	TOTAL
1.	Instruction	53,358,919	15,752,142		75,295,389	144,406,450
2.	Research	1,334,018			36,919,599	38,253,617
3.	Public Service				1,480,970	1,480,970
4.	Academic Support	5,266,785			31,201,463	36,468,248
5.	Student Services	2,033,823			17,486,346	19,520,169
6.	Institutional Support	3,344,735			32,689,770	36,034,505
7.	Operation & Maintenance	10,444,450	30,063,186		28,564,215	69,071,851
8.	Scholarship & Fellowships				97,406,151	97,406,151
9.	Mandatory Transfers				1,173,654	1,173,654
10.	Non-Mandatory Transfers				2,940,714	2,940,714
	Summary of All Programs	75,782,730	45,815,328		325,158,271	446,756,329

**CONTINUATION AND EXPANDED REQUEST**

University of Mississippi (267-00)

Instruction

Name of Agency	FY 2022 Actual				
	(1)	(2)	(3)	(4)	(5)
	General	State Support Special	Federal	Other Special	Total
Salaries,Wages & Fringe	40,472,530	13,553,826		92,393,304	146,419,660
Travel	270,567			708,280	978,847
Contractual Services	1,563,053			4,064,948	5,628,001
Commodities	435,000			1,138,724	1,573,724
Other Than Equipment	97,665			255,662	353,327
Equipment	180,413			472,241	652,654
Vehicles					
Wireless Communication Devices					
Subsidies, Loans & Grants	349,200			1,984,433	2,333,633
<b>Total</b>	<b>43,368,428</b>	<b>13,553,826</b>		<b>101,017,592</b>	<b>157,939,846</b>
No. of Positions (FTE)	428.00	143.00		976.00	1,547.00

	FY 2023 Estimated				
	(6)	(7)	(8)	(9)	(10)
	General	State Support Special	Federal	Other Special	Total
Salaries,Wages & Fringe	48,988,696	15,752,142		66,555,123	131,295,961
Travel	373,721			627,901	1,001,622
Contractual Services	2,649,714			4,451,859	7,101,573
Commodities	597,563			1,003,981	1,601,544
Other Than Equipment	131,832			221,495	353,327
Equipment	268,193			450,597	718,790
Vehicles					
Wireless Communication Devices					
Subsidies, Loans & Grants	349,200			1,984,433	2,333,633
<b>Total</b>	<b>53,358,919</b>	<b>15,752,142</b>		<b>75,295,389</b>	<b>144,406,450</b>
No. of Positions (FTE)	524.00	169.00		712.00	1,405.00

	FY 2024 Increase/Decrease for Continuation				
	(11)	(12)	(13)	(14)	(15)
	General	State Support Special	Federal	Other Special	Total
Salaries,Wages & Fringe					
Travel					
Contractual Services					
Commodities					
Other Than Equipment					
Equipment					
Vehicles					
Wireless Communication Devices					
Subsidies, Loans & Grants					
<b>Total</b>					
No. of Positions (FTE)					

Note: FY2024 Total Request = FY2023 Estimated + FY2024 Incr(Decr) for Continuation + FY2024 Expansion/Reduction of Existing Activities + FY2024 New Activities.

CONTINUATION AND EXPANDED REQUEST

University of Mississippi (267-00)

Instruction

Name of Agency

Program

	FY 2024 Expansion/Reduction of Existing Activities				
	(16) General	(17) State Support Special	(18) Federal	(19) Other Special	(20) Total
Salaries,Wages & Fringe					
Travel					
Contractual Services					
Commodities					
Other Than Equipment					
Equipment					
Vehicles					
Wireless Communication Devices					
Subsidies, Loans & Grants					
<b>Total</b>					
No. of Positions (FTE)					

	FY 2024 New Activities (*)				
	(21) General	(22) State Support Special	(23) Federal	(24) Other Special	(25) Total
Salaries,Wages & Fringe					
Travel					
Contractual Services					
Commodities					
Other Than Equipment					
Equipment					
Vehicles					
Wireless Communication Devices					
Subsidies, Loans & Grants					
<b>Total</b>					
No. of Positions (FTE)					

	FY 2024 Total Request				
	(26) General	(27) State Support Special	(28) Federal	(29) Other Special	(30) Total
Salaries,Wages & Fringe	48,988,696	15,752,142		66,555,123	131,295,961
Travel	373,721			627,901	1,001,622
Contractual Services	2,649,714			4,451,859	7,101,573
Commodities	597,563			1,003,981	1,601,544
Other Than Equipment	131,832			221,495	353,327
Equipment	268,193			450,597	718,790
Vehicles					
Wireless Communication Devices					
Subsidies, Loans & Grants	349,200			1,984,433	2,333,633
<b>Total</b>	<b>53,358,919</b>	<b>15,752,142</b>		<b>75,295,389</b>	<b>144,406,450</b>
No. of Positions (FTE)	524.00	169.00		712.00	1,405.00

Note: FY2024 Total Request = FY2023 Estimated + FY2024 Incr(Decr) for Continuation + FY2024 Expansion/Reduction of Existing Activities + FY2024 New Activities.

CONTINUATION AND EXPANDED REQUEST

University of Mississippi (267-00)

Research

Name of Agency	FY 2022 Actual				
	(1) General	(2) State Support Special	(3) Federal	(4) Other Special	(5) Total
Salaries,Wages & Fringe	1,119,738			5,382,763	6,502,501
Travel	2,755			13,245	16,000
Contractual Services	172,527			829,362	1,001,889
Commodities	35,208			169,252	204,460
Other Than Equipment					
Equipment	3,788			18,212	22,000
Vehicles					
Wireless Communication Devices					
Subsidies, Loans & Grants				1,970,647	1,970,647
<b>Total</b>	<b>1,334,016</b>			<b>8,383,481</b>	<b>9,717,497</b>
No. of Positions (FTE)	10.00			48.00	58.00

	FY 2023 Estimated				
	(6) General	(7) State Support Special	(8) Federal	(9) Other Special	(10) Total
Salaries,Wages & Fringe	1,283,710			33,630,992	34,914,702
Travel	588			15,412	16,000
Contractual Services	40,781			1,068,373	1,109,154
Commodities	8,130			212,984	221,114
Other Than Equipment					
Equipment	809			21,191	22,000
Vehicles					
Wireless Communication Devices					
Subsidies, Loans & Grants				1,970,647	1,970,647
<b>Total</b>	<b>1,334,018</b>			<b>36,919,599</b>	<b>38,253,617</b>
No. of Positions (FTE)	8.00			222.00	230.00

	FY 2024 Increase/Decrease for Continuation				
	(11) General	(12) State Support Special	(13) Federal	(14) Other Special	(15) Total
Salaries,Wages & Fringe					
Travel					
Contractual Services					
Commodities					
Other Than Equipment					
Equipment					
Vehicles					
Wireless Communication Devices					
Subsidies, Loans & Grants					
<b>Total</b>					
No. of Positions (FTE)					

Note: FY2024 Total Request = FY2023 Estimated + FY2024 Incr(Decr) for Continuation + FY2024 Expansion/Reduction of Existing Activities + FY2024 New Activities.

CONTINUATION AND EXPANDED REQUEST

University of Mississippi (267-00)

Research

Name of Agency

Program

	FY 2024 Expansion/Reduction of Existing Activities				
	(16) General	(17) State Support Special	(18) Federal	(19) Other Special	(20) Total
Salaries,Wages & Fringe					
Travel					
Contractual Services					
Commodities					
Other Than Equipment					
Equipment					
Vehicles					
Wireless Communication Devices					
Subsidies, Loans & Grants					
<b>Total</b>					
No. of Positions (FTE)					

	FY 2024 New Activities (*)				
	(21) General	(22) State Support Special	(23) Federal	(24) Other Special	(25) Total
Salaries,Wages & Fringe					
Travel					
Contractual Services					
Commodities					
Other Than Equipment					
Equipment					
Vehicles					
Wireless Communication Devices					
Subsidies, Loans & Grants					
<b>Total</b>					
No. of Positions (FTE)					

	FY 2024 Total Request				
	(26) General	(27) State Support Special	(28) Federal	(29) Other Special	(30) Total
Salaries,Wages & Fringe	1,283,710			33,630,992	34,914,702
Travel	588			15,412	16,000
Contractual Services	40,781			1,068,373	1,109,154
Commodities	8,130			212,984	221,114
Other Than Equipment					
Equipment	809			21,191	22,000
Vehicles					
Wireless Communication Devices					
Subsidies, Loans & Grants				1,970,647	1,970,647
<b>Total</b>	<b>1,334,018</b>			<b>36,919,599</b>	<b>38,253,617</b>
No. of Positions (FTE)	8.00			222.00	230.00

Note: FY2024 Total Request = FY2023 Estimated + FY2024 Incr(Decr) for Continuation + FY2024 Expansion/Reduction of Existing Activities + FY2024 New Activities.



CONTINUATION AND EXPANDED REQUEST

University of Mississippi (267-00)

Public Service

Name of Agency

Program

	FY 2022 Actual				
	(1) General	(2) State Support Special	(3) Federal	(4) Other Special	(5) Total
Salaries,Wages & Fringe				1,109,675	1,109,675
Travel				14,500	14,500
Contractual Services				9,175	9,175
Commodities				11,638	11,638
Other Than Equipment					
Equipment				9,332	9,332
Vehicles					
Wireless Communication Devices					
Subsidies, Loans & Grants					
<b>Total</b>				<b>1,154,320</b>	<b>1,154,320</b>
No. of Positions (FTE)				9.00	9.00

	FY 2023 Estimated				
	(6) General	(7) State Support Special	(8) Federal	(9) Other Special	(10) Total
Salaries,Wages & Fringe				1,436,325	1,436,325
Travel				14,500	14,500
Contractual Services				9,175	9,175
Commodities				11,638	11,638
Other Than Equipment					
Equipment				9,332	9,332
Vehicles					
Wireless Communication Devices					
Subsidies, Loans & Grants					
<b>Total</b>				<b>1,480,970</b>	<b>1,480,970</b>
No. of Positions (FTE)				14.00	14.00

	FY 2024 Increase/Decrease for Continuation				
	(11) General	(12) State Support Special	(13) Federal	(14) Other Special	(15) Total
Salaries,Wages & Fringe					
Travel					
Contractual Services					
Commodities					
Other Than Equipment					
Equipment					
Vehicles					
Wireless Communication Devices					
Subsidies, Loans & Grants					
<b>Total</b>					
No. of Positions (FTE)					

Note: FY2024 Total Request = FY2023 Estimated + FY2024 Incr(Decr) for Continuation + FY2024 Expansion/Reduction of Existing Activities + FY2024 New Activities.

CONTINUATION AND EXPANDED REQUEST

Program 3 of 10

University of Mississippi (267-00)

Public Service

Name of Agency

Program

	FY 2024 Expansion/Reduction of Existing Activities				
	(16) General	(17) State Support Special	(18) Federal	(19) Other Special	(20) Total
Salaries,Wages & Fringe					
Travel					
Contractual Services					
Commodities					
Other Than Equipment					
Equipment					
Vehicles					
Wireless Communication Devices					
Subsidies, Loans & Grants					
<b>Total</b>					
No. of Positions (FTE)					

	FY 2024 New Activities (*)				
	(21) General	(22) State Support Special	(23) Federal	(24) Other Special	(25) Total
Salaries,Wages & Fringe					
Travel					
Contractual Services					
Commodities					
Other Than Equipment					
Equipment					
Vehicles					
Wireless Communication Devices					
Subsidies, Loans & Grants					
<b>Total</b>					
No. of Positions (FTE)					

	FY 2024 Total Request				
	(26) General	(27) State Support Special	(28) Federal	(29) Other Special	(30) Total
Salaries,Wages & Fringe				1,436,325	1,436,325
Travel				14,500	14,500
Contractual Services				9,175	9,175
Commodities				11,638	11,638
Other Than Equipment					
Equipment				9,332	9,332
Vehicles					
Wireless Communication Devices					
Subsidies, Loans & Grants					
<b>Total</b>				<b>1,480,970</b>	<b>1,480,970</b>
No. of Positions (FTE)				14.00	14.00

Note: FY2024 Total Request = FY2023 Estimated + FY2024 Incr(Decr) for Continuation + FY2024 Expansion/Reduction of Existing Activities + FY2024 New Activities.

CONTINUATION AND EXPANDED REQUEST

Program 4 of 10  
Academic Support

University of Mississippi (267-00)

Name of Agency	FY 2022 Actual				
	(1)	(2)	(3)	(4)	(5)
	General	State Support Special	Federal	Other Special	Total
Salaries,Wages & Fringe	5,361,907			22,653,583	28,015,490
Travel	36,139			152,681	188,820
Contractual Services	375,786			1,587,663	1,963,449
Commodities	48,263			203,908	252,171
Other Than Equipment	834,875			3,527,275	4,362,150
Equipment	109,261			461,620	570,881
Vehicles					
Wireless Communication Devices					
Subsidies, Loans & Grants				199,909	199,909
<b>Total</b>	<b>6,766,231</b>			<b>28,786,639</b>	<b>35,552,870</b>
No. of Positions (FTE)	68.00			287.00	355.00

Name of Agency	FY 2023 Estimated				
	(6)	(7)	(8)	(9)	(10)
	General	State Support Special	Federal	Other Special	Total
Salaries,Wages & Fringe	4,206,954			24,918,823	29,125,777
Travel	26,913			159,407	186,320
Contractual Services	283,081			1,676,759	1,959,840
Commodities	36,945			218,835	255,780
Other Than Equipment	630,073			3,732,077	4,362,150
Equipment	82,819			490,562	573,381
Vehicles					
Wireless Communication Devices					
Subsidies, Loans & Grants				5,000	5,000
<b>Total</b>	<b>5,266,785</b>			<b>31,201,463</b>	<b>36,468,248</b>
No. of Positions (FTE)	53.00			312.00	365.00

Name of Agency	FY 2024 Increase/Decrease for Continuation				
	(11)	(12)	(13)	(14)	(15)
	General	State Support Special	Federal	Other Special	Total
Salaries,Wages & Fringe					
Travel					
Contractual Services					
Commodities					
Other Than Equipment					
Equipment					
Vehicles					
Wireless Communication Devices					
Subsidies, Loans & Grants					
<b>Total</b>					
No. of Positions (FTE)					

Note: FY2024 Total Request = FY2023 Estimated + FY2024 Incr(Decr) for Continuation + FY2024 Expansion/Reduction of Existing Activities + FY2024 New Activities.

CONTINUATION AND EXPANDED REQUEST

University of Mississippi (267-00)

	FY 2024 Expansion/Reduction of Existing Activities				
	(16) General	(17) State Support Special	(18) Federal	(19) Other Special	(20) Total
Salaries,Wages & Fringe					
Travel					
Contractual Services					
Commodities					
Other Than Equipment					
Equipment					
Vehicles					
Wireless Communication Devices					
Subsidies, Loans & Grants					
<b>Total</b>					
No. of Positions (FTE)					

	FY 2024 New Activities (*)				
	(21) General	(22) State Support Special	(23) Federal	(24) Other Special	(25) Total
Salaries,Wages & Fringe					
Travel					
Contractual Services					
Commodities					
Other Than Equipment					
Equipment					
Vehicles					
Wireless Communication Devices					
Subsidies, Loans & Grants					
<b>Total</b>					
No. of Positions (FTE)					

	FY 2024 Total Request				
	(26) General	(27) State Support Special	(28) Federal	(29) Other Special	(30) Total
Salaries,Wages & Fringe	4,206,954			24,918,823	29,125,777
Travel	26,913			159,407	186,320
Contractual Services	283,081			1,676,759	1,959,840
Commodities	36,945			218,835	255,780
Other Than Equipment	630,073			3,732,077	4,362,150
Equipment	82,819			490,562	573,381
Vehicles					
Wireless Communication Devices					
Subsidies, Loans & Grants				5,000	5,000
<b>Total</b>	<b>5,266,785</b>			<b>31,201,463</b>	<b>36,468,248</b>
No. of Positions (FTE)	53.00			312.00	365.00

Note: FY2024 Total Request = FY2023 Estimated + FY2024 Incr(Decr) for Continuation + FY2024 Expansion/Reduction of Existing Activities + FY2024 New Activities.

**CONTINUATION AND EXPANDED REQUEST**

Program 5 of 10  
Student Services

University of Mississippi (267-00)

Name of Agency	FY 2022 Actual				
	(1)	(2)	(3)	(4)	(5)
	General	State Support Special	Federal	Other Special	Total
Salaries,Wages & Fringe	2,697,946			9,774,140	12,472,086
Travel	16,657			60,351	77,008
Contractual Services	228,877			829,173	1,058,050
Commodities	78,697			285,103	363,800
Other Than Equipment					
Equipment	12,270			44,451	56,721
Vehicles					
Wireless Communication Devices					
Subsidies, Loans & Grants				316,742	316,742
<b>Total</b>	<b>3,034,447</b>			<b>11,309,960</b>	<b>14,344,407</b>
No. of Positions (FTE)	44.00			161.00	205.00

Name of Agency	FY 2023 Estimated				
	(6)	(7)	(8)	(9)	(10)
	General	State Support Special	Federal	Other Special	Total
Salaries,Wages & Fringe	1,674,356			13,430,261	15,104,617
Travel	8,536			68,472	77,008
Contractual Services	304,315			2,440,966	2,745,281
Commodities	40,328			323,472	363,800
Other Than Equipment					
Equipment	6,288			50,433	56,721
Vehicles					
Wireless Communication Devices					
Subsidies, Loans & Grants				1,172,742	1,172,742
<b>Total</b>	<b>2,033,823</b>			<b>17,486,346</b>	<b>19,520,169</b>
No. of Positions (FTE)	24.00			190.00	214.00

Name of Agency	FY 2024 Increase/Decrease for Continuation				
	(11)	(12)	(13)	(14)	(15)
	General	State Support Special	Federal	Other Special	Total
Salaries,Wages & Fringe					
Travel					
Contractual Services					
Commodities					
Other Than Equipment					
Equipment					
Vehicles					
Wireless Communication Devices					
Subsidies, Loans & Grants					
<b>Total</b>					
No. of Positions (FTE)					

Note: FY2024 Total Request = FY2023 Estimated + FY2024 Incr(Decr) for Continuation + FY2024 Expansion/Reduction of Existing Activities + FY2024 New Activities.

CONTINUATION AND EXPANDED REQUEST

Program 5 of 10  
Student Services

University of Mississippi (267-00)

Name of Agency	FY 2024 Expansion/Reduction of Existing Activities				
	(16) General	(17) State Support Special	(18) Federal	(19) Other Special	(20) Total
Salaries,Wages & Fringe					
Travel					
Contractual Services					
Commodities					
Other Than Equipment					
Equipment					
Vehicles					
Wireless Communication Devices					
Subsidies, Loans & Grants					
<b>Total</b>					
No. of Positions (FTE)					

	FY 2024 New Activities (*)				
	(21) General	(22) State Support Special	(23) Federal	(24) Other Special	(25) Total
Salaries,Wages & Fringe					
Travel					
Contractual Services					
Commodities					
Other Than Equipment					
Equipment					
Vehicles					
Wireless Communication Devices					
Subsidies, Loans & Grants					
<b>Total</b>					
No. of Positions (FTE)					

	FY 2024 Total Request				
	(26) General	(27) State Support Special	(28) Federal	(29) Other Special	(30) Total
Salaries,Wages & Fringe	1,674,356			13,430,261	15,104,617
Travel	8,536			68,472	77,008
Contractual Services	304,315			2,440,966	2,745,281
Commodities	40,328			323,472	363,800
Other Than Equipment					
Equipment	6,288			50,433	56,721
Vehicles					
Wireless Communication Devices					
Subsidies, Loans & Grants				1,172,742	1,172,742
<b>Total</b>	<b>2,033,823</b>			<b>17,486,346</b>	<b>19,520,169</b>
No. of Positions (FTE)	24.00			190.00	214.00

Note: FY2024 Total Request = FY2023 Estimated + FY2024 Incr(Decr) for Continuation + FY2024 Expansion/Reduction of Existing Activities + FY2024 New Activities.

CONTINUATION AND EXPANDED REQUEST

Program 6 of 10  
Institutional Support

University of Mississippi (267-00)

Name of Agency	FY 2022 Actual				
	(1)	(2)	(3)	(4)	(5)
	General	State Support Special	Federal	Other Special	Total
Salaries,Wages & Fringe	4,157,811			20,091,758	24,249,569
Travel	74,776			361,342	436,118
Contractual Services	784,372			3,790,313	4,574,685
Commodities	78,673			380,171	458,844
Other Than Equipment	5,143			24,857	30,000
Equipment	32,405			156,586	188,991
Vehicles					
Wireless Communication Devices					
Subsidies, Loans & Grants				149,123	149,123
<b>Total</b>	<b>5,133,180</b>			<b>24,954,150</b>	<b>30,087,330</b>
No. of Positions (FTE)	40.00			195.00	235.00

	FY 2023 Estimated				
	(6)	(7)	(8)	(9)	(10)
	General	State Support Special	Federal	Other Special	Total
Salaries,Wages & Fringe	2,725,671			25,933,073	28,658,744
Travel	48,023			456,898	504,921
Contractual Services	509,000			4,842,818	5,351,818
Commodities	41,082			390,866	431,948
Other Than Equipment	2,854			27,146	30,000
Equipment	18,105			172,268	190,373
Vehicles					
Wireless Communication Devices					
Subsidies, Loans & Grants				866,701	866,701
<b>Total</b>	<b>3,344,735</b>			<b>32,689,770</b>	<b>36,034,505</b>
No. of Positions (FTE)	24.00			224.00	248.00

	FY 2024 Increase/Decrease for Continuation				
	(11)	(12)	(13)	(14)	(15)
	General	State Support Special	Federal	Other Special	Total
Salaries,Wages & Fringe					
Travel					
Contractual Services					
Commodities					
Other Than Equipment					
Equipment					
Vehicles					
Wireless Communication Devices					
Subsidies, Loans & Grants					
<b>Total</b>					
No. of Positions (FTE)					

Note: FY2024 Total Request = FY2023 Estimated + FY2024 Incr(Decr) for Continuation + FY2024 Expansion/Reduction of Existing Activities + FY2024 New Activities.

CONTINUATION AND EXPANDED REQUEST

University of Mississippi (267-00)

Institutional Support

Name of Agency

Program

	FY 2024 Expansion/Reduction of Existing Activities				
	(16) General	(17) State Support Special	(18) Federal	(19) Other Special	(20) Total
Salaries,Wages & Fringe					
Travel					
Contractual Services					
Commodities					
Other Than Equipment					
Equipment					
Vehicles					
Wireless Communication Devices					
Subsidies, Loans & Grants					
<b>Total</b>					
No. of Positions (FTE)					

	FY 2024 New Activities (*)				
	(21) General	(22) State Support Special	(23) Federal	(24) Other Special	(25) Total
Salaries,Wages & Fringe					
Travel					
Contractual Services					
Commodities					
Other Than Equipment					
Equipment					
Vehicles					
Wireless Communication Devices					
Subsidies, Loans & Grants					
<b>Total</b>					
No. of Positions (FTE)					

	FY 2024 Total Request				
	(26) General	(27) State Support Special	(28) Federal	(29) Other Special	(30) Total
Salaries,Wages & Fringe	2,725,671			25,933,073	28,658,744
Travel	48,023			456,898	504,921
Contractual Services	509,000			4,842,818	5,351,818
Commodities	41,082			390,866	431,948
Other Than Equipment	2,854			27,146	30,000
Equipment	18,105			172,268	190,373
Vehicles					
Wireless Communication Devices					
Subsidies, Loans & Grants				866,701	866,701
<b>Total</b>	<b>3,344,735</b>			<b>32,689,770</b>	<b>36,034,505</b>
No. of Positions (FTE)	24.00			224.00	248.00

Note: FY2024 Total Request = FY2023 Estimated + FY2024 Incr(Decr) for Continuation + FY2024 Expansion/Reduction of Existing Activities + FY2024 New Activities.



CONTINUATION AND EXPANDED REQUEST

Program 7 of 10

University of Mississippi (267-00)

Operation & Maintenance

Name of Agency	FY 2022 Actual				
	(1)	(2)	(3)	(4)	(5)
	General	State Support Special	Federal	Other Special	Total
Salaries,Wages & Fringe	3,729,347			18,694,610	22,423,957
Travel	13,962			69,996	83,958
Contractual Services	2,334,701	3,296,782		8,406,694	14,038,177
Commodities	664,008			3,328,565	3,992,573
Other Than Equipment					
Equipment	28,218			111,011	139,229
Vehicles				30,439	30,439
Wireless Communication Devices					
Subsidies, Loans & Grants				316,307	316,307
<b>Total</b>	<b>6,770,236</b>	<b>3,296,782</b>		<b>30,957,622</b>	<b>41,024,640</b>
No. of Positions (FTE)	70.00			351.00	421.00

Name of Agency	FY 2023 Estimated				
	(6)	(7)	(8)	(9)	(10)
	General	State Support Special	Federal	Other Special	Total
Salaries,Wages & Fringe	3,321,196			20,285,127	23,606,323
Travel	11,812			72,146	83,958
Contractual Services	6,752,469	30,063,186		11,179,383	47,995,038
Commodities	335,102			2,046,724	2,381,826
Other Than Equipment					
Equipment	23,871			145,797	169,668
Vehicles					
Wireless Communication Devices					
Subsidies, Loans & Grants				335,038	335,038
<b>Total</b>	<b>10,444,450</b>	<b>30,063,186</b>		<b>34,064,215</b>	<b>74,571,851</b>
No. of Positions (FTE)	59.00			363.00	422.00

Name of Agency	FY 2024 Increase/Decrease for Continuation				
	(11)	(12)	(13)	(14)	(15)
	General	State Support Special	Federal	Other Special	Total
Salaries,Wages & Fringe					
Travel					
Contractual Services				(5,500,000)	(5,500,000)
Commodities					
Other Than Equipment					
Equipment					
Vehicles					
Wireless Communication Devices					
Subsidies, Loans & Grants					
<b>Total</b>				<b>(5,500,000)</b>	<b>(5,500,000)</b>
No. of Positions (FTE)					

Note: FY2024 Total Request = FY2023 Estimated + FY2024 Incr(Decr) for Continuation + FY2024 Expansion/Reduction of Existing Activities + FY2024 New Activities.

CONTINUATION AND EXPANDED REQUEST

University of Mississippi (267-00)

Operation & Maintenance

Name of Agency

Program

	FY 2024 Expansion/Reduction of Existing Activities				
	(16) General	(17) State Support Special	(18) Federal	(19) Other Special	(20) Total
Salaries,Wages & Fringe					
Travel					
Contractual Services					
Commodities					
Other Than Equipment					
Equipment					
Vehicles					
Wireless Communication Devices					
Subsidies, Loans & Grants					
<b>Total</b>					
No. of Positions (FTE)					

	FY 2024 New Activities (*)				
	(21) General	(22) State Support Special	(23) Federal	(24) Other Special	(25) Total
Salaries,Wages & Fringe					
Travel					
Contractual Services					
Commodities					
Other Than Equipment					
Equipment					
Vehicles					
Wireless Communication Devices					
Subsidies, Loans & Grants					
<b>Total</b>					
No. of Positions (FTE)					

	FY 2024 Total Request				
	(26) General	(27) State Support Special	(28) Federal	(29) Other Special	(30) Total
Salaries,Wages & Fringe	3,321,196			20,285,127	23,606,323
Travel	11,812			72,146	83,958
Contractual Services	6,752,469	30,063,186		5,679,383	42,495,038
Commodities	335,102			2,046,724	2,381,826
Other Than Equipment					
Equipment	23,871			145,797	169,668
Vehicles					
Wireless Communication Devices					
Subsidies, Loans & Grants				335,038	335,038
<b>Total</b>	<b>10,444,450</b>	<b>30,063,186</b>		<b>28,564,215</b>	<b>69,071,851</b>
No. of Positions (FTE)	59.00			363.00	422.00

Note: FY2024 Total Request = FY2023 Estimated + FY2024 Incr(Decr) for Continuation + FY2024 Expansion/Reduction of Existing Activities + FY2024 New Activities.

CONTINUATION AND EXPANDED REQUEST

University of Mississippi (267-00)

Name of Agency	FY 2022 Actual				
	(1) General	(2) State Support Special	(3) Federal	(4) Other Special	(5) Total
Salaries,Wages & Fringe					
Travel					
Contractual Services				94,755,151	94,755,151
Commodities					
Other Than Equipment					
Equipment					
Vehicles					
Wireless Communication Devices					
Subsidies, Loans & Grants					
<b>Total</b>				<b>94,755,151</b>	<b>94,755,151</b>
No. of Positions (FTE)					

	FY 2023 Estimated				
	(6) General	(7) State Support Special	(8) Federal	(9) Other Special	(10) Total
Salaries,Wages & Fringe					
Travel					
Contractual Services				97,406,151	97,406,151
Commodities					
Other Than Equipment					
Equipment					
Vehicles					
Wireless Communication Devices					
Subsidies, Loans & Grants					
<b>Total</b>				<b>97,406,151</b>	<b>97,406,151</b>
No. of Positions (FTE)					

	FY 2024 Increase/Decrease for Continuation				
	(11) General	(12) State Support Special	(13) Federal	(14) Other Special	(15) Total
Salaries,Wages & Fringe					
Travel					
Contractual Services					
Commodities					
Other Than Equipment					
Equipment					
Vehicles					
Wireless Communication Devices					
Subsidies, Loans & Grants					
<b>Total</b>					
No. of Positions (FTE)					

Note: FY2024 Total Request = FY2023 Estimated + FY2024 Incr(Decr) for Continuation + FY2024 Expansion/Reduction of Existing Activities + FY2024 New Activities.

**CONTINUATION AND EXPANDED REQUEST**

University of Mississippi (267-00)

Name of Agency	FY 2024 Expansion/Reduction of Existing Activities				
	(16) General	(17) State Support Special	(18) Federal	(19) Other Special	(20) Total
Salaries,Wages & Fringe					
Travel					
Contractual Services					
Commodities					
Other Than Equipment					
Equipment					
Vehicles					
Wireless Communication Devices					
Subsidies, Loans & Grants					
<b>Total</b>					
No. of Positions (FTE)					

	FY 2024 New Activities (*)				
	(21) General	(22) State Support Special	(23) Federal	(24) Other Special	(25) Total
Salaries,Wages & Fringe					
Travel					
Contractual Services					
Commodities					
Other Than Equipment					
Equipment					
Vehicles					
Wireless Communication Devices					
Subsidies, Loans & Grants					
<b>Total</b>					
No. of Positions (FTE)					

	FY 2024 Total Request				
	(26) General	(27) State Support Special	(28) Federal	(29) Other Special	(30) Total
Salaries,Wages & Fringe					
Travel					
Contractual Services				97,406,151	97,406,151
Commodities					
Other Than Equipment					
Equipment					
Vehicles					
Wireless Communication Devices					
Subsidies, Loans & Grants					
<b>Total</b>				<b>97,406,151</b>	<b>97,406,151</b>
No. of Positions (FTE)					

Note: FY2024 Total Request = FY2023 Estimated + FY2024 Incr(Decr) for Continuation + FY2024 Expansion/Reduction of Existing Activities + FY2024 New Activities.

**CONTINUATION AND EXPANDED REQUEST**

University of Mississippi (267-00)

Name of Agency	FY 2022 Actual				
	(1) General	(2) State Support Special	(3) Federal	(4) Other Special	(5) Total
Salaries,Wages & Fringe					
Travel					
Contractual Services					
Commodities					
Other Than Equipment					
Equipment					
Vehicles					
Wireless Communication Devices					
Subsidies, Loans & Grants				1,148,654	1,148,654
<b>Total</b>				<b>1,148,654</b>	<b>1,148,654</b>
No. of Positions (FTE)					

	FY 2023 Estimated				
	(6) General	(7) State Support Special	(8) Federal	(9) Other Special	(10) Total
Salaries,Wages & Fringe					
Travel					
Contractual Services					
Commodities					
Other Than Equipment					
Equipment					
Vehicles					
Wireless Communication Devices					
Subsidies, Loans & Grants				1,173,654	1,173,654
<b>Total</b>				<b>1,173,654</b>	<b>1,173,654</b>
No. of Positions (FTE)					

	FY 2024 Increase/Decrease for Continuation				
	(11) General	(12) State Support Special	(13) Federal	(14) Other Special	(15) Total
Salaries,Wages & Fringe					
Travel					
Contractual Services					
Commodities					
Other Than Equipment					
Equipment					
Vehicles					
Wireless Communication Devices					
Subsidies, Loans & Grants					
<b>Total</b>					
No. of Positions (FTE)					

Note: FY2024 Total Request = FY2023 Estimated + FY2024 Incr(Decr) for Continuation + FY2024 Expansion/Reduction of Existing Activities + FY2024 New Activities.

**CONTINUATION AND EXPANDED REQUEST**

University of Mississippi (267-00)

	FY 2024 Expansion/Reduction of Existing Activities				
	(16) General	(17) State Support Special	(18) Federal	(19) Other Special	(20) Total
Salaries,Wages & Fringe					
Travel					
Contractual Services					
Commodities					
Other Than Equipment					
Equipment					
Vehicles					
Wireless Communication Devices					
Subsidies, Loans & Grants					
<b>Total</b>					
No. of Positions (FTE)					

	FY 2024 New Activities (*)				
	(21) General	(22) State Support Special	(23) Federal	(24) Other Special	(25) Total
Salaries,Wages & Fringe					
Travel					
Contractual Services					
Commodities					
Other Than Equipment					
Equipment					
Vehicles					
Wireless Communication Devices					
Subsidies, Loans & Grants					
<b>Total</b>					
No. of Positions (FTE)					

	FY 2024 Total Request				
	(26) General	(27) State Support Special	(28) Federal	(29) Other Special	(30) Total
Salaries,Wages & Fringe					
Travel					
Contractual Services					
Commodities					
Other Than Equipment					
Equipment					
Vehicles					
Wireless Communication Devices					
Subsidies, Loans & Grants				1,173,654	1,173,654
<b>Total</b>				<b>1,173,654</b>	<b>1,173,654</b>
No. of Positions (FTE)					

Note: FY2024 Total Request = FY2023 Estimated + FY2024 Incr(Decr) for Continuation + FY2024 Expansion/Reduction of Existing Activities + FY2024 New Activities.

**CONTINUATION AND EXPANDED REQUEST**

University of Mississippi (267-00)

Non-Mandatory Transfers

Name of Agency	FY 2022 Actual				
	(1) General	(2) State Support Special	(3) Federal	(4) Other Special	(5) Total
Salaries,Wages & Fringe					
Travel					
Contractual Services					
Commodities					
Other Than Equipment					
Equipment					
Vehicles					
Wireless Communication Devices					
Subsidies, Loans & Grants				2,890,714	2,890,714
<b>Total</b>				<b>2,890,714</b>	<b>2,890,714</b>
No. of Positions (FTE)					

	FY 2023 Estimated				
	(6) General	(7) State Support Special	(8) Federal	(9) Other Special	(10) Total
Salaries,Wages & Fringe					
Travel					
Contractual Services					
Commodities					
Other Than Equipment					
Equipment					
Vehicles					
Wireless Communication Devices					
Subsidies, Loans & Grants				2,940,714	2,940,714
<b>Total</b>				<b>2,940,714</b>	<b>2,940,714</b>
No. of Positions (FTE)					

	FY 2024 Increase/Decrease for Continuation				
	(11) General	(12) State Support Special	(13) Federal	(14) Other Special	(15) Total
Salaries,Wages & Fringe					
Travel					
Contractual Services					
Commodities					
Other Than Equipment					
Equipment					
Vehicles					
Wireless Communication Devices					
Subsidies, Loans & Grants					
<b>Total</b>					
No. of Positions (FTE)					

Note: FY2024 Total Request = FY2023 Estimated + FY2024 Incr(Decr) for Continuation + FY2024 Expansion/Reduction of Existing Activities + FY2024 New Activities.

CONTINUATION AND EXPANDED REQUEST

University of Mississippi (267-00)

Non-Mandatory Transfers

Name of Agency

Program

	FY 2024 Expansion/Reduction of Existing Activities				
	(16) General	(17) State Support Special	(18) Federal	(19) Other Special	(20) Total
Salaries,Wages & Fringe					
Travel					
Contractual Services					
Commodities					
Other Than Equipment					
Equipment					
Vehicles					
Wireless Communication Devices					
Subsidies, Loans & Grants					
<b>Total</b>					
No. of Positions (FTE)					

	FY 2024 New Activities (*)				
	(21) General	(22) State Support Special	(23) Federal	(24) Other Special	(25) Total
Salaries,Wages & Fringe					
Travel					
Contractual Services					
Commodities					
Other Than Equipment					
Equipment					
Vehicles					
Wireless Communication Devices					
Subsidies, Loans & Grants					
<b>Total</b>					
No. of Positions (FTE)					

	FY 2024 Total Request				
	(26) General	(27) State Support Special	(28) Federal	(29) Other Special	(30) Total
Salaries,Wages & Fringe					
Travel					
Contractual Services					
Commodities					
Other Than Equipment					
Equipment					
Vehicles					
Wireless Communication Devices					
Subsidies, Loans & Grants				2,940,714	2,940,714
<b>Total</b>				<b>2,940,714</b>	<b>2,940,714</b>
No. of Positions (FTE)					

Note: FY2024 Total Request = FY2023 Estimated + FY2024 Incr(Decr) for Continuation + FY2024 Expansion/Reduction of Existing Activities + FY2024 New Activities.



**PROGRAM DECISION UNITS**

University of Mississippi

1 - Instruction

Name of Agency

Program Name

	A	B	C	D	E			
<b>EXPENDITURES</b>	FY 2023 Appropriated	Escalations By DFA	Non-Recurring Items	Total Funding Change	FY 2024 Total Request			
<b>SALARIES</b>	131,295,961				131,295,961			
GENERAL	48,988,696				48,988,696			
ST. SUP. SPECIAL	15,752,142				15,752,142			
FEDERAL								
OTHER	66,555,123				66,555,123			
<b>TRAVEL</b>	1,001,622				1,001,622			
GENERAL	373,721				373,721			
ST. SUP. SPECIAL								
FEDERAL								
OTHER	627,901				627,901			
<b>CONTRACTUAL</b>	7,101,573				7,101,573			
GENERAL	2,649,714				2,649,714			
ST. SUP. SPECIAL								
FEDERAL								
OTHER	4,451,859				4,451,859			
<b>COMMODITIES</b>	1,601,544				1,601,544			
GENERAL	597,563				597,563			
ST. SUP. SPECIAL								
FEDERAL								
OTHER	1,003,981				1,003,981			
<b>CAPTITAL-OTE</b>	353,327				353,327			
GENERAL	131,832				131,832			
ST. SUP. SPECIAL								
FEDERAL								
OTHER	221,495				221,495			
<b>EQUIPMENT</b>	718,790				718,790			
GENERAL	268,193				268,193			
ST. SUP. SPECIAL								
FEDERAL								
OTHER	450,597				450,597			
<b>VEHICLES</b>								
GENERAL								
ST. SUP. SPECIAL								
FEDERAL								
OTHER								
<b>WIRELESS DEV</b>								
GENERAL								
ST. SUP. SPECIAL								
FEDERAL								
OTHER								
<b>SUBSIDIES</b>	2,333,633				2,333,633			
GENERAL	349,200				349,200			
ST. SUP. SPECIAL								
FEDERAL								
OTHER	1,984,433				1,984,433			
<b>TOTAL</b>	144,406,450				144,406,450			

**FUNDING**

GENERAL FUNDS	53,358,919				53,358,919			
ST. SUP. SPCL FUNDS	15,752,142				15,752,142			
FEDERAL FUNDS								
OTHER SP. FUNDS	75,295,389				75,295,389			
<b>TOTAL</b>	144,406,450				144,406,450			

**POSITIONS**

GENERAL FTE	524.00				524.00			
ST. SUP. SPCL. FTE	169.00				169.00			
FEDERAL FTE								
OTHER SP. FTE	712.00				712.00			
<b>TOTAL</b>	1,405.00				1,405.00			

**PRIORITY LEVEL :**

--	--	--	--	--	--	--	--	--

**PROGRAM DECISION UNITS**

University of Mississippi

2 - Research

Name of Agency

Program Name

	A	B	C	D	E			
<b>EXPENDITURES</b>	FY 2023 Appropriated	Escalations By DFA	Non-Recurring Items	Total Funding Change	FY 2024 Total Request			
<b>SALARIES</b>	34,914,702				34,914,702			
GENERAL	1,283,710				1,283,710			
ST. SUP. SPECIAL								
FEDERAL								
OTHER	33,630,992				33,630,992			
<b>TRAVEL</b>	16,000				16,000			
GENERAL	588				588			
ST. SUP. SPECIAL								
FEDERAL								
OTHER	15,412				15,412			
<b>CONTRACTUAL</b>	1,109,154				1,109,154			
GENERAL	40,781				40,781			
ST. SUP. SPECIAL								
FEDERAL								
OTHER	1,068,373				1,068,373			
<b>COMMODITIES</b>	221,114				221,114			
GENERAL	8,130				8,130			
ST. SUP. SPECIAL								
FEDERAL								
OTHER	212,984				212,984			
<b>CAPTITAL-OTE</b>								
GENERAL								
ST. SUP. SPECIAL								
FEDERAL								
OTHER								
<b>EQUIPMENT</b>	22,000				22,000			
GENERAL	809				809			
ST. SUP. SPECIAL								
FEDERAL								
OTHER	21,191				21,191			
<b>VEHICLES</b>								
GENERAL								
ST. SUP. SPECIAL								
FEDERAL								
OTHER								
<b>WIRELESS DEV</b>								
GENERAL								
ST. SUP. SPECIAL								
FEDERAL								
OTHER								
<b>SUBSIDIES</b>	1,970,647				1,970,647			
GENERAL								
ST. SUP. SPECIAL								
FEDERAL								
OTHER	1,970,647				1,970,647			
<b>TOTAL</b>	38,253,617				38,253,617			

**FUNDING**

GENERAL FUNDS	1,334,018				1,334,018			
ST. SUP. SPCL FUNDS								
FEDERAL FUNDS								
OTHER SP. FUNDS	36,919,599				36,919,599			
<b>TOTAL</b>	38,253,617				38,253,617			

**POSITIONS**

GENERAL FTE	8.00				8.00			
ST. SUP. SPCL. FTE								
FEDERAL FTE								
OTHER SP. FTE	222.00				222.00			
<b>TOTAL</b>	230.00				230.00			

**PRIORITY LEVEL :**

--	--	--	--	--	--	--	--	--

**PROGRAM DECISION UNITS**

University of Mississippi

3 - Public Service

Name of Agency

Program Name

	A	B	C	D	E			
<b>EXPENDITURES</b>	FY 2023 Appropriated	Escalations By DFA	Non-Recurring Items	Total Funding Change	FY 2024 Total Request			
<b>SALARIES</b>	1,436,325				1,436,325			
GENERAL								
ST. SUP. SPECIAL								
FEDERAL								
OTHER	1,436,325				1,436,325			
<b>TRAVEL</b>	14,500				14,500			
GENERAL								
ST. SUP. SPECIAL								
FEDERAL								
OTHER	14,500				14,500			
<b>CONTRACTUAL</b>	9,175				9,175			
GENERAL								
ST. SUP. SPECIAL								
FEDERAL								
OTHER	9,175				9,175			
<b>COMMODITIES</b>	11,638				11,638			
GENERAL								
ST. SUP. SPECIAL								
FEDERAL								
OTHER	11,638				11,638			
<b>CAPTITAL-OTE</b>								
GENERAL								
ST. SUP. SPECIAL								
FEDERAL								
OTHER								
<b>EQUIPMENT</b>	9,332				9,332			
GENERAL								
ST. SUP. SPECIAL								
FEDERAL								
OTHER	9,332				9,332			
<b>VEHICLES</b>								
GENERAL								
ST. SUP. SPECIAL								
FEDERAL								
OTHER								
<b>WIRELESS DEV</b>								
GENERAL								
ST. SUP. SPECIAL								
FEDERAL								
OTHER								
<b>SUBSIDIES</b>								
GENERAL								
ST. SUP. SPECIAL								
FEDERAL								
OTHER								
<b>TOTAL</b>	1,480,970				1,480,970			

**FUNDING**

GENERAL FUNDS								
ST. SUP. SPCL FUNDS								
FEDERAL FUNDS								
OTHER SP. FUNDS	1,480,970				1,480,970			
<b>TOTAL</b>	1,480,970				1,480,970			

**POSITIONS**

GENERAL FTE								
ST. SUP. SPCL. FTE								
FEDERAL FTE								
OTHER SP. FTE	14.00				14.00			
<b>TOTAL</b>	14.00				14.00			

**PRIORITY LEVEL :**

--	--	--	--	--	--	--	--	--

**PROGRAM DECISION UNITS**

University of Mississippi

4 - Academic Support

Name of Agency

Program Name

	A	B	C	D	E			
<b>EXPENDITURES</b>	FY 2023 Appropriated	Escalations By DFA	Non-Recurring Items	Total Funding Change	FY 2024 Total Request			
<b>SALARIES</b>	29,125,777				29,125,777			
GENERAL	4,206,954				4,206,954			
ST. SUP. SPECIAL								
FEDERAL								
OTHER	24,918,823				24,918,823			
<b>TRAVEL</b>	186,320				186,320			
GENERAL	26,913				26,913			
ST. SUP. SPECIAL								
FEDERAL								
OTHER	159,407				159,407			
<b>CONTRACTUAL</b>	1,959,840				1,959,840			
GENERAL	283,081				283,081			
ST. SUP. SPECIAL								
FEDERAL								
OTHER	1,676,759				1,676,759			
<b>COMMODITIES</b>	255,780				255,780			
GENERAL	36,945				36,945			
ST. SUP. SPECIAL								
FEDERAL								
OTHER	218,835				218,835			
<b>CAPTITAL-OTE</b>	4,362,150				4,362,150			
GENERAL	630,073				630,073			
ST. SUP. SPECIAL								
FEDERAL								
OTHER	3,732,077				3,732,077			
<b>EQUIPMENT</b>	573,381				573,381			
GENERAL	82,819				82,819			
ST. SUP. SPECIAL								
FEDERAL								
OTHER	490,562				490,562			
<b>VEHICLES</b>								
GENERAL								
ST. SUP. SPECIAL								
FEDERAL								
OTHER								
<b>WIRELESS DEV</b>								
GENERAL								
ST. SUP. SPECIAL								
FEDERAL								
OTHER								
<b>SUBSIDIES</b>	5,000				5,000			
GENERAL								
ST. SUP. SPECIAL								
FEDERAL								
OTHER	5,000				5,000			
<b>TOTAL</b>	36,468,248				36,468,248			

**FUNDING**

GENERAL FUNDS	5,266,785				5,266,785			
ST. SUP. SPCL FUNDS								
FEDERAL FUNDS								
OTHER SP. FUNDS	31,201,463				31,201,463			
<b>TOTAL</b>	36,468,248				36,468,248			

**POSITIONS**

GENERAL FTE	53.00				53.00			
ST. SUP. SPCL. FTE								
FEDERAL FTE								
OTHER SP. FTE	312.00				312.00			
<b>TOTAL</b>	365.00				365.00			

**PRIORITY LEVEL :**

--	--	--	--	--	--	--	--	--

**PROGRAM DECISION UNITS**

University of Mississippi

5 - Student Services

Name of Agency

Program Name

	A	B	C	D	E			
<b>EXPENDITURES</b>	FY 2023 Appropriated	Escalations By DFA	Non-Recurring Items	Total Funding Change	FY 2024 Total Request			
<b>SALARIES</b>	15,104,617				15,104,617			
GENERAL	1,674,356				1,674,356			
ST. SUP. SPECIAL								
FEDERAL								
OTHER	13,430,261				13,430,261			
<b>TRAVEL</b>	77,008				77,008			
GENERAL	8,536				8,536			
ST. SUP. SPECIAL								
FEDERAL								
OTHER	68,472				68,472			
<b>CONTRACTUAL</b>	2,745,281				2,745,281			
GENERAL	304,315				304,315			
ST. SUP. SPECIAL								
FEDERAL								
OTHER	2,440,966				2,440,966			
<b>COMMODITIES</b>	363,800				363,800			
GENERAL	40,328				40,328			
ST. SUP. SPECIAL								
FEDERAL								
OTHER	323,472				323,472			
<b>CAPTITAL-OTE</b>								
GENERAL								
ST. SUP. SPECIAL								
FEDERAL								
OTHER								
<b>EQUIPMENT</b>	56,721				56,721			
GENERAL	6,288				6,288			
ST. SUP. SPECIAL								
FEDERAL								
OTHER	50,433				50,433			
<b>VEHICLES</b>								
GENERAL								
ST. SUP. SPECIAL								
FEDERAL								
OTHER								
<b>WIRELESS DEV</b>								
GENERAL								
ST. SUP. SPECIAL								
FEDERAL								
OTHER								
<b>SUBSIDIES</b>	1,172,742				1,172,742			
GENERAL								
ST. SUP. SPECIAL								
FEDERAL								
OTHER	1,172,742				1,172,742			
<b>TOTAL</b>	19,520,169				19,520,169			

**FUNDING**

GENERAL FUNDS	2,033,823				2,033,823			
ST. SUP. SPCL FUNDS								
FEDERAL FUNDS								
OTHER SP. FUNDS	17,486,346				17,486,346			
<b>TOTAL</b>	19,520,169				19,520,169			

**POSITIONS**

GENERAL FTE	24.00				24.00			
ST. SUP. SPCL. FTE								
FEDERAL FTE								
OTHER SP. FTE	190.00				190.00			
<b>TOTAL</b>	214.00				214.00			

**PRIORITY LEVEL :**

--	--	--	--	--	--	--	--	--

**PROGRAM DECISION UNITS**

University of Mississippi

6 - Institutional Support

Name of Agency

Program Name

	A	B	C	D	E			
<b>EXPENDITURES</b>	FY 2023 Appropriated	Escalations By DFA	Non-Recurring Items	Total Funding Change	FY 2024 Total Request			
<b>SALARIES</b>	28,658,744				28,658,744			
GENERAL	2,725,671				2,725,671			
ST. SUP. SPECIAL								
FEDERAL								
OTHER	25,933,073				25,933,073			
<b>TRAVEL</b>	504,921				504,921			
GENERAL	48,023				48,023			
ST. SUP. SPECIAL								
FEDERAL								
OTHER	456,898				456,898			
<b>CONTRACTUAL</b>	5,351,818				5,351,818			
GENERAL	509,000				509,000			
ST. SUP. SPECIAL								
FEDERAL								
OTHER	4,842,818				4,842,818			
<b>COMMODITIES</b>	431,948				431,948			
GENERAL	41,082				41,082			
ST. SUP. SPECIAL								
FEDERAL								
OTHER	390,866				390,866			
<b>CAPTITAL-OTE</b>	30,000				30,000			
GENERAL	2,854				2,854			
ST. SUP. SPECIAL								
FEDERAL								
OTHER	27,146				27,146			
<b>EQUIPMENT</b>	190,373				190,373			
GENERAL	18,105				18,105			
ST. SUP. SPECIAL								
FEDERAL								
OTHER	172,268				172,268			
<b>VEHICLES</b>								
GENERAL								
ST. SUP. SPECIAL								
FEDERAL								
OTHER								
<b>WIRELESS DEV</b>								
GENERAL								
ST. SUP. SPECIAL								
FEDERAL								
OTHER								
<b>SUBSIDIES</b>	866,701				866,701			
GENERAL								
ST. SUP. SPECIAL								
FEDERAL								
OTHER	866,701				866,701			
<b>TOTAL</b>	36,034,505				36,034,505			

**FUNDING**

GENERAL FUNDS	3,344,735				3,344,735			
ST. SUP. SPCL FUNDS								
FEDERAL FUNDS								
OTHER SP. FUNDS	32,689,770				32,689,770			
<b>TOTAL</b>	36,034,505				36,034,505			

**POSITIONS**

GENERAL FTE	24.00				24.00			
ST. SUP. SPCL. FTE								
FEDERAL FTE								
OTHER SP. FTE	224.00				224.00			
<b>TOTAL</b>	248.00				248.00			

**PRIORITY LEVEL :**

--	--	--	--	--	--	--	--	--

**PROGRAM DECISION UNITS**

University of Mississippi

7 - Operation & Maintenance

Name of Agency

Program Name

	A	B	C	D	E			
<b>EXPENDITURES</b>	FY 2023 Appropriated	Escalations By DFA	Non-Recurring Items	Total Funding Change	FY 2024 Total Request			
<b>SALARIES</b>	23,606,323				23,606,323			
GENERAL	3,321,196				3,321,196			
ST. SUP. SPECIAL								
FEDERAL								
OTHER	20,285,127				20,285,127			
<b>TRAVEL</b>	83,958				83,958			
GENERAL	11,812				11,812			
ST. SUP. SPECIAL								
FEDERAL								
OTHER	72,146				72,146			
<b>CONTRACTUAL</b>	47,995,038		(5,500,000)	(5,500,000)	42,495,038			
GENERAL	6,752,469				6,752,469			
ST. SUP. SPECIAL	30,063,186				30,063,186			
FEDERAL								
OTHER	11,179,383		(5,500,000)	(5,500,000)	5,679,383			
<b>COMMODITIES</b>	2,381,826				2,381,826			
GENERAL	335,102				335,102			
ST. SUP. SPECIAL								
FEDERAL								
OTHER	2,046,724				2,046,724			
<b>CAPTITAL-OTE</b>								
GENERAL								
ST. SUP. SPECIAL								
FEDERAL								
OTHER								
<b>EQUIPMENT</b>	169,668				169,668			
GENERAL	23,871				23,871			
ST. SUP. SPECIAL								
FEDERAL								
OTHER	145,797				145,797			
<b>VEHICLES</b>								
GENERAL								
ST. SUP. SPECIAL								
FEDERAL								
OTHER								
<b>WIRELESS DEV</b>								
GENERAL								
ST. SUP. SPECIAL								
FEDERAL								
OTHER								
<b>SUBSIDIES</b>	335,038				335,038			
GENERAL								
ST. SUP. SPECIAL								
FEDERAL								
OTHER	335,038				335,038			
<b>TOTAL</b>	74,571,851		(5,500,000)	(5,500,000)	69,071,851			

**FUNDING**

GENERAL FUNDS	10,444,450				10,444,450			
ST. SUP. SPCL FUNDS	30,063,186				30,063,186			
FEDERAL FUNDS								
OTHER SP. FUNDS	34,064,215		(5,500,000)	(5,500,000)	28,564,215			
<b>TOTAL</b>	74,571,851		(5,500,000)	(5,500,000)	69,071,851			

**POSITIONS**

GENERAL FTE	59.00				59.00			
ST. SUP. SPCL. FTE								
FEDERAL FTE								
OTHER SP. FTE	363.00				363.00			
<b>TOTAL</b>	422.00				422.00			

**PRIORITY LEVEL :**

--	--	--	--	--	--	--	--	--

**PROGRAM DECISION UNITS**

University of Mississippi

8 - Scholarship & Fellowships

Name of Agency

Program Name

	A	B	C	D	E			
<b>EXPENDITURES</b>	FY 2023 Appropriated	Escalations By DFA	Non-Recurring Items	Total Funding Change	FY 2024 Total Request			
<b>SALARIES</b>								
GENERAL								
ST. SUP. SPECIAL								
FEDERAL								
OTHER								
<b>TRAVEL</b>								
GENERAL								
ST. SUP. SPECIAL								
FEDERAL								
OTHER								
<b>CONTRACTUAL</b>	97,406,151				97,406,151			
GENERAL								
ST. SUP. SPECIAL								
FEDERAL								
OTHER	97,406,151				97,406,151			
<b>COMMODITIES</b>								
GENERAL								
ST. SUP. SPECIAL								
FEDERAL								
OTHER								
<b>CAPTITAL-OTE</b>								
GENERAL								
ST. SUP. SPECIAL								
FEDERAL								
OTHER								
<b>EQUIPMENT</b>								
GENERAL								
ST. SUP. SPECIAL								
FEDERAL								
OTHER								
<b>VEHICLES</b>								
GENERAL								
ST. SUP. SPECIAL								
FEDERAL								
OTHER								
<b>WIRELESS DEV</b>								
GENERAL								
ST. SUP. SPECIAL								
FEDERAL								
OTHER								
<b>SUBSIDIES</b>								
GENERAL								
ST. SUP. SPECIAL								
FEDERAL								
OTHER								
<b>TOTAL</b>	97,406,151				97,406,151			

**FUNDING**

GENERAL FUNDS								
ST. SUP. SPCL FUNDS								
FEDERAL FUNDS								
OTHER SP. FUNDS	97,406,151				97,406,151			
<b>TOTAL</b>	97,406,151				97,406,151			

**POSITIONS**

GENERAL FTE								
ST. SUP. SPCL. FTE								
FEDERAL FTE								
OTHER SP. FTE								
<b>TOTAL</b>								

**PRIORITY LEVEL :**

--	--	--	--	--	--	--	--	--



**PROGRAM DECISION UNITS**

University of Mississippi

9 - Mandatory Transfers

Name of Agency

Program Name

	A	B	C	D	E			
<b>EXPENDITURES</b>	FY 2023 Appropriated	Escalations By DFA	Non-Recurring Items	Total Funding Change	FY 2024 Total Request			
<b>SALARIES</b>								
GENERAL								
ST. SUP. SPECIAL								
FEDERAL								
OTHER								
<b>TRAVEL</b>								
GENERAL								
ST. SUP. SPECIAL								
FEDERAL								
OTHER								
<b>CONTRACTUAL</b>								
GENERAL								
ST. SUP. SPECIAL								
FEDERAL								
OTHER								
<b>COMMODITIES</b>								
GENERAL								
ST. SUP. SPECIAL								
FEDERAL								
OTHER								
<b>CAPTITAL-OTE</b>								
GENERAL								
ST. SUP. SPECIAL								
FEDERAL								
OTHER								
<b>EQUIPMENT</b>								
GENERAL								
ST. SUP. SPECIAL								
FEDERAL								
OTHER								
<b>VEHICLES</b>								
GENERAL								
ST. SUP. SPECIAL								
FEDERAL								
OTHER								
<b>WIRELESS DEV</b>								
GENERAL								
ST. SUP. SPECIAL								
FEDERAL								
OTHER								
<b>SUBSIDIES</b>	1,173,654				1,173,654			
GENERAL								
ST. SUP. SPECIAL								
FEDERAL								
OTHER	1,173,654				1,173,654			
<b>TOTAL</b>	1,173,654				1,173,654			

**FUNDING**

GENERAL FUNDS								
ST. SUP. SPCL FUNDS								
FEDERAL FUNDS								
OTHER SP. FUNDS	1,173,654				1,173,654			
<b>TOTAL</b>	1,173,654				1,173,654			

**POSITIONS**

GENERAL FTE								
ST. SUP. SPCL. FTE								
FEDERAL FTE								
OTHER SP. FTE								
<b>TOTAL</b>								

**PRIORITY LEVEL :**

--	--	--	--	--	--	--	--	--

**PROGRAM DECISION UNITS**

University of Mississippi

10 - Non-Mandatory Transfers

Name of Agency

Program Name

	A	B	C	D	E			
<b>EXPENDITURES</b>	FY 2023 Appropriated	Escalations By DFA	Non-Recurring Items	Total Funding Change	FY 2024 Total Request			
<b>SALARIES</b>								
GENERAL								
ST. SUP. SPECIAL								
FEDERAL								
OTHER								
<b>TRAVEL</b>								
GENERAL								
ST. SUP. SPECIAL								
FEDERAL								
OTHER								
<b>CONTRACTUAL</b>								
GENERAL								
ST. SUP. SPECIAL								
FEDERAL								
OTHER								
<b>COMMODITIES</b>								
GENERAL								
ST. SUP. SPECIAL								
FEDERAL								
OTHER								
<b>CAPTITAL-OTE</b>								
GENERAL								
ST. SUP. SPECIAL								
FEDERAL								
OTHER								
<b>EQUIPMENT</b>								
GENERAL								
ST. SUP. SPECIAL								
FEDERAL								
OTHER								
<b>VEHICLES</b>								
GENERAL								
ST. SUP. SPECIAL								
FEDERAL								
OTHER								
<b>WIRELESS DEV</b>								
GENERAL								
ST. SUP. SPECIAL								
FEDERAL								
OTHER								
<b>SUBSIDIES</b>	2,940,714				2,940,714			
GENERAL								
ST. SUP. SPECIAL								
FEDERAL								
OTHER	2,940,714				2,940,714			
<b>TOTAL</b>	2,940,714				2,940,714			

**FUNDING**

GENERAL FUNDS								
ST. SUP. SPCL FUNDS								
FEDERAL FUNDS								
OTHER SP. FUNDS	2,940,714				2,940,714			
<b>TOTAL</b>	2,940,714				2,940,714			

**POSITIONS**

GENERAL FTE								
ST. SUP. SPCL. FTE								
FEDERAL FTE								
OTHER SP. FTE								
<b>TOTAL</b>								

**PRIORITY LEVEL :**

--	--	--	--	--	--	--	--	--

**PROGRAM NARRATIVE**

Program Data Collected in Accordance with the Mississippi Performance Budget and Strategic Planning Act of 1994  
(To Accompany Form MBR-1-03)

University of Mississippi

1 - Instruction

Name of Agency

Program Name

**I. Program Description:**

This program is comprised of all expenditures related to the institution's teaching activities, including credit and non-credit courses for academic, occupational, and professional instruction. Department research and public service activities which are not budgeted separately as well as departmental chairpersons are also included.

**II. Program Objective:**

The overall objective of the instruction program is to provide credit and non-credit academic and academic support courses and activities geared toward ensuring that the best possible quality programs of study are provided consistent with the requirements of appropriate accrediting agencies and/or learned societies.

**PROGRAM NARRATIVE**

Program Data Collected in Accordance with the Mississippi Performance Budget and Strategic Planning Act of 1994  
(To Accompany Form MBR-1-03)

University of Mississippi

2 - Research

---

Name of Agency

Program Name

**I. Program Description:**

This program includes all expenditures for activities specifically organized to produce research outcomes, whether funded internally or from outside sources, whether they are performed by individuals or research centers, and budgeted separately.

**II. Program Objective:**

To provide basic research in those disciplines in which the University offers a major so that our faculty can stay up to date and vibrant in their classrooms. In addition, every attempt is made to advance the frontiers of learning.

**PROGRAM NARRATIVE**

Program Data Collected in Accordance with the Mississippi Performance Budget and Strategic Planning Act of 1994  
(To Accompany Form MBR-1-03)

University of Mississippi

3 - Public Service

---

Name of Agency

Program Name

**I. Program Description:**

This program includes funds expended for activities that are established primarily to provide non-institutional services beneficial to individuals and groups external to the institution. These activities include community service programs, cooperative extension services, conferences, institutes, general advisory services, reference bureaus, radio and tv, consulting and similar non-instructional services to particular sectors of the community.

**II. Program Objective:**

The Public Service Program provides non-instructional services beneficial to individuals and groups that are external to the University. Among these activities are publications, consulting, general advisory services, and reference bureaus.

**PROGRAM NARRATIVE**

Program Data Collected in Accordance with the Mississippi Performance Budget and Strategic Planning Act of 1994  
(To Accompany Form MBR-1-03)

University of Mississippi

4 - Academic Support

Name of Agency

Program Name

**I. Program Description:**

This program includes funds expended primarily to provide support services for the institution's primary missions of instruction, research, and public service. It includes (1) libraries, museums, galleries; (2) services that directly assist the academic functions of the institution, such as demonstration schools; (3) media; (4) computing support; (5) academic administration and personnel development providing administration support and management direction.

**II. Program Objective:**

The basic objective of the Academic Support Program is to provide support for the Institution's primary mission--instruction, research, and public service. It includes: (1) retention, preservation, and display of education materials, (2) provision of services that directly assist the academic functions of the institution, (3) media such as audiovisual services and technology such as computing support.

**PROGRAM NARRATIVE**

Program Data Collected in Accordance with the Mississippi Performance Budget and Strategic Planning Act of 1994  
(To Accompany Form MBR-1-03)

University of Mississippi

5 - Student Services

Name of Agency

Program Name

**I. Program Description:**

This program includes funds expended for offices of Admissions and Registrar and those activities whose primary purpose is to contribute to the student's development outside the formal instruction program. It includes expenditures for student activities, cultural events, student newspaper, intramural athletics, student organizations, supplemental remedial instruction, counseling and career guidance, student aid administration, and student health service.

**II. Program Objective:**

Student Services covers the offices of Admissions and Registrar and those activities whose primary function is to contribute to the student's emotional and physical well-being and to his/her intellectual, cultural, and social development outside the context of the formal instruction program. It includes counseling and career guidance.

**PROGRAM NARRATIVE**

Program Data Collected in Accordance with the Mississippi Performance Budget and Strategic Planning Act of 1994  
(To Accompany Form MBR-1-03)

University of Mississippi

6 - Institutional Support

Name of Agency

Program Name

**I. Program Description:**

This program includes expenditures for: (1) central executive level activities concerned with management and long-range planning of the entire institution, such as governing board, planning and programming, and legal services; (2) fiscal and logistical operations, including the investment office; (3) administrative data processing; (4) space management; (5) employee personnel and records.

**II. Program Objective:**

Institutional support includes: (1) central executive activities concerned with management and long-range planning of the entire institution; (2) fiscal operations; (3) administrative data processing; (4) space management (5) employee personnel and records; (6) general administrative expenses; (7) logistical activities that provide procurement, store rooms, safety, and security to the institution. This program includes expenditures for scholarships and fellowships in the form of outright grants to students selected by the institution and financed with current funds, restricted or unrestricted.



**PROGRAM NARRATIVE**

Program Data Collected in Accordance with the Mississippi Performance Budget and Strategic Planning Act of 1994  
(To Accompany Form MBR-1-03)

University of Mississippi

7 - Operation & Maintenance

Name of Agency

Program Name

**I. Program Description:**

This program includes all expenditures of current operating funds for the operation and maintenance of the physical plant. It includes all expenditures for operations established to provide services and maintenance related to grounds and facilities, including utilities, fire protection, property insurance and similar items.

**II. Program Objective:**

The operation and maintenance activities include providing janitorial and maintenance services associated with buildings, infrastructure, streets, parking facilities, utility service, and fire protection for the entire campus. These services are essential for building, equipment, and other facilities to be in useful condition for the faculty, staff, and students.

**III. Current program activities as supported by the funding in Columns 6-15 (FY 2023 & FY 2024 Increase/Decrease for continuations) of MBR-1-03 and designated Budget Unit Decisions columns of MBR-1-03-A:**

**(C) Non-Recurring:**

2022 IHL Capital Improvement Projects Fund (SB3045, Section 30 (a), Regular Session 2022)

**PROGRAM NARRATIVE**

Program Data Collected in Accordance with the Mississippi Performance Budget and Strategic Planning Act of 1994  
(To Accompany Form MBR-1-03)

University of Mississippi

8 - Scholarship & Fellowships

Name of Agency

Program Name

**I. Program Description:**

This program includes expenditures for scholarship and fellowships in the form of outright grants to students selected by the institution and financed from current funds, restricted or unrestricted, including trainee stipends, prizes, and awards.

**II. Program Objective:**

This program involves providing grants and scholarships to students (either from selection by the institution or from an entitlement program). It also includes trainer stipends, prizes, and awards, except trainer stipends awarded to individuals who are not enrolled in formal course work.

**PROGRAM NARRATIVE**

Program Data Collected in Accordance with the Mississippi Performance Budget and Strategic Planning Act of 1994  
(To Accompany Form MBR-1-03)

University of Mississippi

9 - Mandatory Transfers

Name of Agency

Program Name

**I. Program Description:**

This program includes transfers from the Current Funds group to other fund groups arising out of (1) binding legal agreements related to the financing of the educational plant, such as amounts for debt retirements, interest, and required provisions for renewals and replacements of plant, not financed from other sources, and (2) grant agreements with agencies of the Federal government, donors, and other organizations to match gifts and grants to loan and other funds.

**II. Program Objective:**

Mandatory Transfers are those which are required by external binding contracts.

**PROGRAM NARRATIVE**

Program Data Collected in Accordance with the Mississippi Performance Budget and Strategic Planning Act of 1994  
(To Accompany Form MBR-1-03)

University of Mississippi

10 - Non-Mandatory Transfers

Name of Agency

Program Name

**I. Program Description:**

{Description}This program includes those transfers from the Current Funds group to other fund groups made at the discretion of the governing board to serve a variety of objectives, such as additions to loan funds, additions to quasi-endowment funds, general or specific plant additions, voluntary renewals and replacements of plants and repayments on debt principal.

**II. Program Objective:**

Non-Mandatory Transfers are those which are required to support activities for which legally binding agreements do not exist.

**Elements of Quality Program Design**

For the Evaluation of Requests to Fund New Programs or New Activity in an Existing Program  
(To Accompany Form MBR-1-03A)

**PROGRAM PERFORMANCE MEASURES**

Program Data Collected in Accordance with the Mississippi Performance Budget and Strategic Planning Act of 1994

\* 0.00 in the "APPRO" column may indicate the measure is not in the agency appropriations bill.

University of Mississippi (267-00)

1 - Instruction

Name of Agency

PROGRAM NAME

PROGRAM OUTPUTS: (This is the measure of the process necessary to carry on the goals and objectives of this program. This is the volume produced, i.e., how many people served, how many documents generated.)

	FY 2022 APPRO	FY 2022 ACTUAL	FY 2023 ESTIMATED	FY 2024 PROJECTED
1 Average ACT score of entering freshmen	24.00	25.30	25.30	25.30
2 Number of degrees awarded to adult learners who enter college for the first time at age 23 or older	39.00	3.00	3.00	3.00
3 Percentage of degrees awarded in 4 years to adult learners who enter college for the first time age 23 or older.	15.80	50.00	50.00	50.00
4 Percentage of degrees awarded in 6 years to adult learners who enter college for the first time age 23 or older.	17.70	50.00	50.00	50.00
5 Percentage of degrees awarded in 8 years to adult learners who enter college for the first time age 23 or older.	18.70	50.00	50.00	50.00
6 Number of graduate degrees awarded.	4,762.00	1,662.00	1,662.00	1,662.00
7 Number of entering students who are enrolled in intermediate (remedial) courses during their first year.	2,514.00	504.00	504.00	504.00
8 Percentage of entering students who are enrolled in intermediate (remedial) courses during their first year.	26.30	16.70	16.70	16.70
9 Number of entering students who are enrolled in intermediate (remedial) courses during their first year, broken out by math only	1,258.00	353.00	353.00	353.00
10 Percentage of entering students who are enrolled in intermediate (remedial) courses during their first year, broken out by math only.	13.20	11.70	11.70	11.70
11 Number of entering students who are enrolled in intermediate (remedial) courses during their first year, broken out by English/reading only.	527.00	46.00	46.00	46.00
12 Percentage of entering students who are enrolled in intermediate (remedial) courses during their first year, broken out by English/reading only	5.50	1.50	1.50	1.50
13 Number of entering students who are enrolled in intermediate (remedial) courses during their first year, in both math and English/reading simultaneously	729.00	105.00	105.00	105.00
14 Percentage of entering students who are enrolled in intermediate (remedial) courses during their first year, in both math and English/reading simultaneously.	7.60	3.50	3.50	3.50
15 Number of graduate degrees awarded in science, technology, engineering, and math.	823.00	234.00	234.00	234.00
16 Percentage of graduate degrees awarded in science, technology, engineering, and math	20.80	20.60	20.60	20.60

PROGRAM EFFICIENCIES: (This is the measure of the cost, unit cost or productivity associated with a given outcome or output. This measure indicates linkage between services and funding, i.e., cost per investigation, cost per student or number of days to complete investigation.)

	FY 2022 APPRO	FY 2022 ACTUAL	FY 2023 ESTIMATED	FY 2024 PROJECTED
1 Percentage of fall intermediate (remedial) math students completing the (remedial math) course within two years. 68.8 70.7	77.50	71.60	71.60	71.60
2 Percentage of fall intermediate (remedial) English/reading students completing the (remedial English/reading) course within 2 years.	83.90	81.50	81.50	81.50
3 First-year retention rate (from fall to fall) for entering full-time freshmen	80.90	85.70	85.70	85.70

**PROGRAM PERFORMANCE MEASURES**

Program Data Collected in Accordance with the Mississippi Performance Budget and Strategic Planning Act of 1994

\* 0.00 in the "APPRO" column may indicate the measure is not in the agency appropriations bill.

University of Mississippi (267-00)	1 - Instruction			
Name of Agency	PROGRAM NAME			
4 Percentage of full-time students completing 24 credit hours within one academic year.	77.60	81.00	81.00	81.00
5 Percentage of part-time students completing 12 credit hours within one academic year.	46.40	42.60	42.60	42.60
6 Number of undergraduate degrees awarded per 100 undergraduate full-time equivalent (FTE) enrollment.	24.10	25.00	25.00	25.00
7 Student graduation rates (first-time freshmen cohort students graduating within 4 years)	32.00	43.80	43.80	43.80
8 Student graduation rates (first-time freshmen cohort students graduating within 6 years)	54.20	64.20	64.20	64.20
9 Student graduation rates (first-time freshmen cohort students graduating within 8 years)	56.60	66.00	66.00	66.00
10 Percentage of Mississippi median family income required to cover tuition and fees at Mississippi public four-year higher educational institutions (ACS Median Household Income \$39,464)	36.90	39.50	39.50	39.50
11 Dollars spent on remedial coursework	1,708,658.00	286,030.00	286,030.00	286,030.00
12 Percentage of teaching faculty with terminal degrees (doctorate and first professional degrees).	80.70	83.70	83.70	83.70
13 Percentage of enrolled graduate students who complete graduate degree.	65.80	81.50	81.50	81.50
14 Total state expenditures per total FTE student.	17,038.00	18,978.00	18,978.00	18,978.00
15 Number of graduate degrees awarded per 100 graduate FTE enrollment	37.50	36.30	36.30	36.30
16 Number of students completing 30 hours	3,979.00	3,769.00	3,769.00	3,769.00
17 Number of students completing 60 hours	3,112.00	3,103.00	3,103.00	3,103.00

PROGRAM OUTCOMES: (This is the measure of the quality or effectiveness of the services provided by this program. This measure provides an assessment of the actual impact or public benefit of your agency's actions. This is the results produced, i.e., increased customer satisfaction by x% within a 12-month period, reduce the number of traffic fatalities due to drunk drivers within a 12-month period.

	FY 2022 APPRO	FY 2022 ACTUAL	FY 2023 ESTIMATED	FY 2024 PROJECTED
1 Percentage of state's population age 25 years and over with a bachelor's degree or higher	22.00	22.80	22.80	22.80
2 Number of graduates in high-need disciplines (Science, technology, engineering, & math).	940.00	993.00	993.00	993.00
3 Number of graduates in high-need disciplines (Education)	246.00	204.00	204.00	204.00
4 Number of graduates in high-need disciplines (Health)	107.00	111.00	111.00	111.00
5 Number of graduates in high-need disciplines (Science, technology, engineering, math, education, and nursing combined)	1,070.00	1,308.00	1,308.00	1,308.00
6 Number of graduates in teaching from Mississippi public higher educational institutions	1,145.00	20,017.00	20,017.00	20,017.00
7 Licensure exam pass rates for graduates with four year degrees (undergraduate Praxis)	67.50	86.10	86.10	86.10
8 Licensure exam pass rates for graduates with four year degrees (NCLEX-RN)	97.40	95.90	95.90	95.90
9 Licensure exam pass rates for graduates with four year degrees (other undergraduate licensure)	86.90	100.00	100.00	100.00
10 Licensure exam pass rates for graduates with four year degrees (All undergraduate licensure pass rates)	77.70	94.70	94.70	94.70

**PROGRAM PERFORMANCE MEASURES**

Program Data Collected in Accordance with the Mississippi Performance Budget and Strategic Planning Act of 1994

*\* 0.00 in the "APPRO" column may indicate the measure is not in the agency appropriations bill.*

University of Mississippi (267-00)	1 - Instruction			
Name of Agency	PROGRAM NAME			
11 Licensure exam pass rate for graduate school graduates (graduate Praxis)	93.60	97.60	97.60	97.60
12 Licensure exam pass rate for graduate school graduates (other licensure)	86.80	76.00	76.00	76.00
13 Licensure exam pass rate for graduate school graduates (All graduate licensure pass rates)	88.50	81.40	81.40	81.40
14 Number of undergraduate degrees awarded	4,225.00	4,090.00	4,090.00	4,090.00
15 Number of degrees (Graduate & Undergraduate) awarded in the STEM Field	940.00	993.00	993.00	993.00
16 Number of degrees (Graduate & Undergraduate) awarded in the Health Field	107.00	111.00	111.00	111.00
17 Number of degrees (Graduate & Undergraduate) awarded in the Education Field	246.00	204.00	204.00	204.00



**PROGRAM PERFORMANCE MEASURES**

Program Data Collected in Accordance with the Mississippi Performance Budget and Strategic Planning Act of 1994

*\* 0.00 in the "APPRO" column may indicate the measure is not in the agency appropriations bill.*

University of Mississippi (267-00)

2 - Research

Name of Agency

PROGRAM NAME

PROGRAM OUTPUTS: (This is the measure of the process necessary to carry on the goals and objectives of this program. This is the volume produced, i.e., how many people served, how many documents generated.)

	FY 2022 APPRO	FY 2022 ACTUAL	FY 2023 ESTIMATED	FY 2024 PROJECTED
1 Dollar value of total external research grants and contracts awarded to Mississippi public universities	912,810,390.0 0	242,380,932.0 0	242,380,932.0 0	242,380,932.0 0
2 Percentage of external research grants and contracts awarded to Mississippi public universities from federal sources	87.00	85.50	85.50	85.50

PROGRAM OUTCOMES: (This is the measure of the quality or effectiveness of the services provided by this program. This measure provides an assessment of the actual impact or public benefit of your agency's actions. This is the results produced, i.e., increased customer satisfaction by x% within a 12-month period, reduce the number of traffic fatalities due to drunk drivers within a 12-month period.)

	FY 2022 APPRO	FY 2022 ACTUAL	FY 2023 ESTIMATED	FY 2024 PROJECTED
1 Number of patents obtained by Mississippi public universities in emerging technologies.	12.00	4.00	4.00	4.00

**PROGRAM 3% GENERAL FUND REDUCTION AND NARRATIVE EXPLANATION**

University of Mississippi (267-00)

	Fiscal Year 2023 Funding			FY 2023 GF PERCENT REDUCED
	Total Funds	Reduced Amount	Reduced Funding Amount	

<b>Program Name: (1) Instruction</b>				
General	53,358,919	(642,664)	52,716,255	(1.20%)
State Support Special	15,752,142		15,752,142	
Federal				
Other Special	75,295,389		75,295,389	
<b>TOTAL</b>	<b>144,406,450</b>	<b>(642,664)</b>	<b>143,763,786</b>	

**Narrative Explanation:**

Because instruction is the core mission of the University, it would be our highest priority to preserve quality and content in this area, even in the event of a reduction in state appropriations. The instructional function directly and indirectly generates approximately 80% of core educational and general revenues and more than 50% of total operating revenues. As such, it is often a better course of business to enhance instructional expenses rather than reduce expenses which may negatively impact service or quality, leading to unintended reductions in other revenue streams. Efficient practices are continually considered for this functional area and consequently create better returns on investment. These practices include such things as year-round semesters and intersessions to fully utilize existing square footage, creation of career track faculty positions that focus only on instruction, and the extension of class times into nights and weekends.

<b>Program Name: (2) Research</b>				
General	1,334,018		1,334,018	
State Support Special				
Federal				
Other Special	36,919,599		36,919,599	
<b>TOTAL</b>	<b>38,253,617</b>		<b>38,253,617</b>	

**Narrative Explanation:**

The research component of the University is primarily funded from sources other than general state support. Reductions within this area would be contained within administrative areas, exclusive of the mandatory compliance and oversight functions necessary for federal compliance.

<b>Program Name: (3) Public Service</b>				
General				
State Support Special				
Federal				
Other Special	1,480,970		1,480,970	
<b>TOTAL</b>	<b>1,480,970</b>		<b>1,480,970</b>	

**Narrative Explanation:**

The public service component of the University is primarily funded from sources other than general state support. Reductions within this area would be contained within administrative areas.

<b>Program Name: (4) Academic Support</b>				
General	5,266,785	(297,984)	4,968,801	(5.66%)
State Support Special				
Federal				
Other Special	31,201,463		31,201,463	
<b>TOTAL</b>	<b>36,468,248</b>	<b>(297,984)</b>	<b>36,170,264</b>	

**Narrative Explanation:**

Reductions in academic support would first focus on travel, commodities, and equipment, but there are many areas that would be prioritized to maintain stability and service to students. For instance, academic advising programs, academic deans, and library support would only take reductions if sufficient reductions could not be made in other areas. For the same reason, prioritization of programs and uses may lead to areas where operations are severely curtailed or ceased.

**PROGRAM 3% GENERAL FUND REDUCTION AND NARRATIVE EXPLANATION**

University of Mississippi (267-00)

	Fiscal Year 2023 Funding			FY 2023 GF PERCENT REDUCED
	Total Funds	Reduced Amount	Reduced Funding Amount	

<b>Program Name:</b> (5) Student Services				
General	2,033,823	(149,939)	1,883,884	(7.37%)
State Support Special				
Federal				
Other Special	17,486,346		17,486,346	
<b>TOTAL</b>	<b>19,520,169</b>	<b>(149,939)</b>	<b>19,370,230</b>	

**Narrative Explanation:**

Many of the activities and programs within the student services area are either externally mandated, or reductions would place the institution at a competitive disadvantage in the recruitment of students. Therefore, the enactment of a three percent reduction in state appropriations would be focused on reductions in operating spending categories (travel, contractual services, commodities, equipment) rather than reductions in programs or services.

<b>Program Name:</b> (6) Institutional Support				
General	3,344,735	(479,999)	2,864,736	(14.35%)
State Support Special				
Federal				
Other Special	32,689,770		32,689,770	
<b>TOTAL</b>	<b>36,034,505</b>	<b>(479,999)</b>	<b>35,554,506</b>	

**Narrative Explanation:**

A three percent reduction in state general funds would first focus on spending categories (travel, contractual services, commodities, equipment) and secondarily on program prioritization.

<b>Program Name:</b> (7) Operation & Maintenance				
General	10,444,450	(702,896)	9,741,554	(6.73%)
State Support Special	30,063,186		30,063,186	
Federal				
Other Special	34,064,215		34,064,215	
<b>TOTAL</b>	<b>74,571,851</b>	<b>(702,896)</b>	<b>73,868,955</b>	

**Narrative Explanation:**

The University of Mississippi operates and maintains approximately 8 million square feet of space with an estimated replacement value exceeding \$2.2 billion, over 15 miles of streets and drives, approximately 17,000 parking spaces, three parking garages, over 1,000 acres of landscaping, the University-Oxford Airport, a domestic water system, a wastewater treatment facility, a network of high-voltage electrical infrastructure, as well as many other forms of infrastructure. A three percent reduction in state appropriations would be implemented by (1) reducing service levels associated with the cleaning and maintenance of campus buildings, grounds, and infrastructure; (2) deferral of capital renewal spending, further increasing the deferred maintenance backlog; (3) modifying campus temperature setpoints and operating ranges, decreasing comfort levels in campus buildings.

<b>Program Name:</b> (8) Scholarship & Fellowships				
General				
State Support Special				
Federal				
Other Special	97,406,151		97,406,151	
<b>TOTAL</b>	<b>97,406,151</b>		<b>97,406,151</b>	

**Narrative Explanation:**

This program is funded with monies outside of general state support.

**PROGRAM 3% GENERAL FUND REDUCTION AND NARRATIVE EXPLANATION**

University of Mississippi (267-00)

	Fiscal Year 2023 Funding			FY 2023 GF PERCENT REDUCED
	Total Funds	Reduced Amount	Reduced Funding Amount	

<b>Program Name:</b> (9) Mandatory Transfers				
General				
State Support Special				
Federal				
Other Special	1,173,654		1,173,654	
<b>TOTAL</b>	<b>1,173,654</b>		<b>1,173,654</b>	

**Narrative Explanation:**  
 This program is funded with monies outside of general state support.

<b>Program Name:</b> (10) Non-Mandatory Transfers				
General				
State Support Special				
Federal				
Other Special	2,940,714		2,940,714	
<b>TOTAL</b>	<b>2,940,714</b>		<b>2,940,714</b>	

**Narrative Explanation:**  
 This program is funded with monies outside of general state support.

<b>Program Name:</b> (99) Summary of All Programs				
General	75,782,730	(2,273,482)	73,509,248	(3.00%)
State Support Special	45,815,328		45,815,328	
Federal				
Other Special	330,658,271		330,658,271	
<b>TOTAL</b>	<b>452,256,329</b>	<b>(2,273,482)</b>	<b>449,982,847</b>	

**BOARD OF TRUSTEES OF STATE INSTITUTIONS OF HIGHER LEARNING MEMBERS**

University of Mississippi (267-00)

Name of Agency

A. Explain Rate and manner in which board members are reimbursed:

Board members are reimbursed through the Institutions of Higher Learning System Administration budget with a per diem of \$40 plus expenses.

B. Estimated number of meetings FY 2023:

Twelve (12)

<b>C. Board Members</b>	<b>City, Town, Residence</b>	<b>Appointed By</b>	<b>Date Appointed</b>	<b>Length of Term</b>
1. Dr. Alfred E. McNair, Jr.	Ocean Springs, MS	Governor Phil Bryant	05/08/2015	9 years
2. Dr. J. Walt Starr	Columbus, MS	Governor Phil Bryant	05/08/2015	9 years
3. Mr. Chip Morgan	Leland, MS	Governor Phil Bryant	05/08/2015	9 years
4. Mr. Tom Duff	Hattiesburg, MS	Governor Phil Bryant	05/08/2015	9 years
5. Dr. Steven Cunningham	Hattiesburg, MS	Governor Phil Bryant	05/08/2018	9 years
6. Mr. Bruce Martin	Meridian, MS	Governor Phil Bryant	05/08/2018	9 years
7. Mr. Powell G. Ogletree, Jr.	Ridgeland, MS	Governor Phil Bryant	05/08/2018	9 years
8. Ms. Jeanne Carter Luckey	Ocean Springs, MS	Governor Phil Bryant	05/08/2018	9 years
9. Dr. Ormella Cummings	Tupelo, MS	Governor Tate Reeves	05/18/2021	9 years
10. Mr. Gregory Radar	Columbus, MS	Governor Tate Reeves	05/18/2021	9 years
11. Mr. Hal Parker	Bolton, MS	Governor Tate Reeves	05/18/2021	9 years
12. Ms. Teresa Hubbard	Oxford, MS	Governor Tate Reeves	05/18/2021	9 years

Identify Statutory Authority (Code Section or Executive Order Number)\*

*Constitutional Amendment 213A of the Constitution of the State of Mississippi.*

\*If Executive Order, please attach copy.

**SCHEDULE B  
CONTRACTUAL SERVICES**

University of Mississippi (267-00)

Name of Agency

MINOR OBJECT OF EXPENDITURE	(1) Actual Expenses FY Ending June 30, 2022	(2) Estimated Expenses FY Ending June 30, 2023	(3) Requested for FY Ending June 30, 2024
<b>A. Tuition, Rewards &amp; Awards (61050xxx-61080xxx)</b>			
55130 Tuition and Scholarships	94,755,151	97,406,151	97,406,151
<b>Total</b>	<b>94,755,151</b>	<b>97,406,151</b>	<b>97,406,151</b>
<b>B. Transportation &amp; Utilities (61100xxx-61200xxx)</b>			
55210 Postage And Post Office Charges	319,319	399,149	376,796
55260 Shipping Costs	22,807	28,509	26,913
55310 Electricity	9,936,343	10,400,000	10,400,000
55320 Gas	1,337,468	2,073,075	2,006,202
55330 Water	145,584	225,655	211,097
55340 Sewer	146,428	226,963	212,321
55350 Sanitation	94,586	146,608	137,150
55360 Chilled Water	1,848,817	2,865,666	2,680,785
55370 Heating Hot Water	476,504	738,581	690,931
<b>Total</b>	<b>14,327,856</b>	<b>17,104,206</b>	<b>16,742,195</b>
<b>C. Public Information (61300xxx-6131xxxx)</b>			
55410 Advertising	114,735	143,419	135,387
55420 Publicity And Public Information	12,526	15,658	14,781
<b>Total</b>	<b>127,261</b>	<b>159,077</b>	<b>150,168</b>
<b>D. Rents (61400xxx-61490xxx)</b>			
55510 ST Rent-Space	127,490	152,988	150,438
55511 LT Rent Space (greater than 12 mos)	254,100	304,920	299,838
55520 Short-term Rent Land (12 mos or less)	3,960	4,752	4,673
55530 ST Rent Office Equip (12 mos or less)	48,140	57,768	56,806
55531 LT Rent-Office Equip	136,000	163,200	160,480
55560 Rental of Uniforms	160,862	193,034	189,817
55590 Other Short-Term Rent (12 mos or less)	171,849	206,218	202,781
<b>Total</b>	<b>902,401</b>	<b>1,082,880</b>	<b>1,064,833</b>
<b>E. Repairs &amp; Service (61500xxx)</b>			
55620 Repair And Servicing - Buildings And Grounds	864,379	26,248,103	26,019,967
55630 Repair And Servicing Farm Equipment	8,894	10,673	10,495
55640 Repairing And Servicing Vehicles	16,003	19,204	18,884
55650 Rep&Serv Office Equi	5,830	6,996	6,879
55660 Maintenance Contracts - Equipment	190,547	228,656	224,845
55670 Repair And Service Medical Equipment	420	504	496

**SCHEDULE B  
CONTRACTUAL SERVICES**

University of Mississippi (267-00)

Name of Agency

MINOR OBJECT OF EXPENDITURE	(1) Actual Expenses FY Ending June 30, 2022	(2) Estimated Expenses FY Ending June 30, 2023	(3) Requested for FY Ending June 30, 2024
55690 Rep & Serv Other Equip	37,016	44,419	43,679
<b>Total</b>	<b>1,123,089</b>	<b>26,558,555</b>	<b>26,325,245</b>
<b>F. Fees, Professional &amp; Other Services (6161xxxx-61699xxx)</b>			
55710 Engineering	4,555	5,079	5,707
55730 Auditing	126,798	133,138	149,622
55740 Medical	4,631	4,862	5,464
55750 Instructional	900		
55760 Legal	191,388	201,902	226,782
55770 Laboratory and Testing	25,697	26,981	30,322
55775 Animal Care	282		
55780 Consultant Expense	9,606	10,089	11,455
55785 Non-Consultant Expense	7,904	8,300	9,327
55790 Other Professional Fees and Services	872,990	916,639	930,000
<b>Total</b>	<b>1,244,751</b>	<b>1,306,990</b>	<b>1,368,679</b>
<b>G. Other Contractual Services (61700xxx-61790xxx, 61900xxx)</b>			
55810 Insurance And Fidelity Bonds	2,108,478	2,424,749	2,635,597
55820 Dues	371,064	463,830	437,856
55830 Laundry, Dry Cleanin	3,021	3,776	3,564
55840 Subscriptions	136,062	170,078	160,554
55841 Online Subscriptions	154,895	193,619	182,777
<b>Total</b>	<b>2,773,520</b>	<b>3,256,052</b>	<b>3,420,348</b>
<b>H. Information Technology (61800xxx-61890xxx)</b>			
55220 Telephone - Local Service	1,132,129	1,415,161	1,335,912
55230 Telephone - Long Distance	19,572	24,465	23,095
55240 Telephone Installations & Maintenance	59,820	74,775	70,588
55245 Telephone - Cellular	15,498	19,372	18,288
55246 Telephone - Other Charges	13,143	16,429	15,509
55247 Telephone - Internet Charges	523,762	654,702	618,039
55250 Cable T.V.	11,802	14,752	13,926
55870 Computer Software Acquisitions	267,344	334,180	315,466
55880 Computer Software Maintenance	2,104,011	2,980,013	3,050,816
<b>Total</b>	<b>4,147,081</b>	<b>5,533,849</b>	<b>5,461,639</b>
<b>I. Other (61910xxx-61990xxx)</b>			
55855 Student Recruiting Costs	21,194	26,492	25,009

**SCHEDULE B  
CONTRACTUAL SERVICES**

University of Mississippi (267-00)

Name of Agency

MINOR OBJECT OF EXPENDITURE	(1) Actual Expenses FY Ending June 30, 2022	(2) Estimated Expenses FY Ending June 30, 2023	(3) Requested for FY Ending June 30, 2024
55860 Employee Recruitment Costs	117,588	146,985	138,754
55890 Other Contractual Service	3,382,807	10,969,739	5,950,072
55891 Provision for Bad Debts	57,628	69,153	68,001
55894 Royalties	17,600	21,120	20,768
55895 Accreditation and Review	23,805	28,566	28,090
55896 Credit Card Discount	2,247	2,697	2,652
55897 Collection Agency Expense	4,598	5,518	5,426
<b>Total</b>	<b>3,627,467</b>	<b>11,270,270</b>	<b>6,238,772</b>
<b>Grand Total</b> <i>(Enter on Line 1-B of Form MBR-1)</i>	<b>123,028,577</b>	<b>163,678,030</b>	<b>158,178,030</b>
<b>Funding Summary:</b>			
General Funds	5,459,316	10,539,360	10,539,360
State Support Special Funds	3,296,782	30,063,186	30,063,186
Federal Funds			
Other Special Funds	114,272,479	123,075,484	117,575,484
<b>Total Funds</b>	<b>123,028,577</b>	<b>163,678,030</b>	<b>158,178,030</b>



**SCHEDULE C  
COMMODITIES**

University of Mississippi (267-00)

Name of Agency

MINOR OBJECT OF EXPENDITURE	(1) Actual Expenses FY Ending June 30, 2022	(2) Estimated Expenses FY Ending June 30, 2023	(3) Requested for FY Ending June 30, 2024
-----------------------------	--	---	--

<b>A. Maintenance &amp; Constr. Materials &amp; Supplies (62000xxx, 62015xxx)</b>			
56010 Land Improvement Supplies	342,730	342,730	342,730
56020 Building Construction Supplies	2,891	2,065	2,065
56030 Paints and Preservatives	5,354	3,824	3,824
56040 Hardware Supplies	2,341	1,672	1,672
56042 Plumbing Supplies	2,253	1,609	1,609
56044 Electrical Supplies	4,257	3,041	3,041
56046 Carpentry/Woodworking Supplies	318	227	227
56050 Custodial Supplies and Cleaning Agents	3,741	2,672	2,672
56090 Other Maintenance Materials	1,858,688	1,376,808	1,376,808
<b>Total</b>	<b>2,222,573</b>	<b>1,734,648</b>	<b>1,734,648</b>

<b>B. Printing &amp; Office Supplies &amp; Materials (62010xxx, 62085xxx, 62100xxx, 62125xxx, 62400xxx)</b>			
56110 Printing, Binding, and Padding	486,675	486,675	486,675
56120 Printing Duplication and Reproduction	61,844	61,844	61,844
56130 Office Supl Campus Str	3,287	2,435	2,435
56135 Office Supplies and Material - Other	298,326	298,326	298,326
56140 Purchased Instructional Materials	32,349	23,962	23,962
<b>Total</b>	<b>882,481</b>	<b>873,242</b>	<b>873,242</b>

<b>C. Equipment Repair Parts, Supplies &amp; Acces. (6205xxxx, 62072xxx, 62110xxx, 62115xxx, 62120xxx, 62130xxx)</b>			
56210 Fuels	990,805	990,805	990,805
56220 Lubricating Oils and Greases	10,220	7,570	7,570
56230 Tires and Tubes	26,968	19,976	19,976
56240 Repair and Replacement Parts	76,337	76,337	76,337
56243 Telephone - Materials	481	356	356
56250 Shop Supplies	194,193	115,841	115,841
56290 Oth Equip Repair	52,728	39,058	39,058
<b>Total</b>	<b>1,351,732</b>	<b>1,249,943</b>	<b>1,249,943</b>

<b>D. Professional &amp; Sci. Supplies and Materials (62025xxx, 62030xxx, 62070xxx, 62095xxx, 62105xxx, 6212xxxx)</b>			
56310 Lab and Testing Supplies - Biology	4,987	3,694	3,694
56312 Lab and Testing Supplies - Chemistry	85,528	63,354	63,354
56316 Lab and Testing Supplies - Pharmacy	7,586	5,619	5,619
56318 Lab and Testing Supplies - Other	14,591	10,808	10,808
<b>Total</b>	<b>112,692</b>	<b>83,475</b>	<b>83,475</b>

**SCHEDULE C  
COMMODITIES**

University of Mississippi (267-00)

Name of Agency

MINOR OBJECT OF EXPENDITURE	(1) Actual Expenses FY Ending June 30, 2022	(2) Estimated Expenses FY Ending June 30, 2023	(3) Requested for FY Ending June 30, 2024
<b>E. Other Supplies &amp; Materials (62005xxx, 62015xxx, 62020xxx, 62035xxx, 62040xxx, 62045xxx, 62060xxx, 62065xxx, 62075xxx-62080xxx, 62090xxx, 62115xxx, 62135xxx, 62140xxx, 62405xxx, 62415xxx, 62500xxx-62999xxx)</b>			
56320 Photographic and Reproduction Supplies	17,314	12,825	12,825
56380 Medical Supplies	215	159	159
56390 Oth Prof & Sci Suppl	27,557	1,894	1,894
56410 Small Tools	56,325	41,722	41,722
56419 Commodities COVID	19,752	14,631	14,631
56420 Radio, TV Supplies	3,556	2,634	2,634
56430 Clothes and Dry Goods for Persons	87,048	64,480	64,480
56440 Food for Persons	522,419	386,977	386,977
56450 Food for Animals	756	560	560
56460 Seed and Plants	36,572	27,090	27,090
56470 Fertilizer and Chemicals	200,764	148,714	148,714
56480 Expendable Equipment	244,342	180,994	180,994
56490 Other Supplies and Materials	1,071,112	443,662	443,662
<b>Total</b>	<b>2,287,732</b>	<b>1,326,342</b>	<b>1,326,342</b>
<b>Grand Total</b> <i>(Enter on Line 1-C of Form MBR-1)</i>	<b>6,857,210</b>	<b>5,267,650</b>	<b>5,267,650</b>
<b>Funding Summary:</b>			
General Funds	1,339,849	1,059,150	1,059,150
State Support Special Funds			
Federal Funds			
Other Special Funds	5,517,361	4,208,500	4,208,500
<b>Total Funds</b>	<b>6,857,210</b>	<b>5,267,650</b>	<b>5,267,650</b>

**SCHEDULE D-1  
CAPITAL OUTLAY  
OTHER THAN EQUIPMENT**

University of Mississippi (267-00)

Name of Agency

MINOR OBJECT OF EXPENDITURE	(1) Actual Expenses FY Ending June 30, 2022	(2) Estimated Expenses FY Ending June 30, 2023	(3) Requested for FY Ending June 30, 2024
<b>C. Infrastructure &amp; Other (63100xxx)</b>			
58160 Library Books	170,813	170,813	170,813
58170 Periodicals (Libraries Only)	161,687	161,687	161,687
58175 Periodical Binding (Libraries Only)	2,543	2,543	2,543
58181 Online Library Materials	4,410,434	4,410,434	4,410,434
<b>Total</b>	<b>4,745,477</b>	<b>4,745,477</b>	<b>4,745,477</b>
<b>Grand Total</b> <i>(Enter on Line 1-D-1 of Form MBR-1)</i>	<b>4,745,477</b>	<b>4,745,477</b>	<b>4,745,477</b>
<b>Funding Summary:</b>			
General Funds	937,683	764,759	764,759
State Support Special Funds			
Federal Funds			
Other Special Funds	3,807,794	3,980,718	3,980,718
<b>Total Funds</b>	<b>4,745,477</b>	<b>4,745,477</b>	<b>4,745,477</b>

**SCHEDULE D-2  
CAPITAL OUTLAY EQUIPMENT**

University of Mississippi (267-00)

Name of Agency

EQUIPMENT BY ITEM	Act. FY Ending June 30, 2022		Est. FY Ending June 30, 2023		Req. FY Ending June 30, 2024	
	No. of Units	Total Cost	No. of Units	Total Cost	No. of Units	Total Cost

<b>B. Road Machinery, Farm &amp; Other Equipment (63300xxx)</b>						
BACKPACK BLOWER	8	4,224	8	4,224	8	4,224
WEED EATER	5	1,681	5	1,681	5	1,681
VACUUM LAWN	4	2,245	4	2,245	4	2,245
EDGER GRASS	2	616	2	616	2	616
SPRAYER LAWN	1	3,403	1	3,403	1	3,403
SPREADER SEED	1	4,277	1	4,277	1	4,277
TILLER	2	2,424	2	2,424	2	2,424
TRAILER	1	2,055	1	2,055	1	2,055
FORKLIFT	1	10,400	1	10,400	1	10,400
GENERATOR	1	2,712	1	2,712	1	2,712
GENERATOR GASOLINE POWER	1	790	1	790	1	790
TRUCK HAND	1	4,059	1	4,059	1	4,059
CUTTER BRUSH	1	12,725	1	12,725	1	12,725
COLORIMETER	1	1,933	1	1,933	1	1,933
JACK DOLLY TYPE	1	3,518	1	3,518	1	3,518
<b>Total</b>		<b>57,062</b>		<b>57,062</b>		<b>57,062</b>

<b>C. Office Machines, Furniture, Fixtures, Equip. (63200xxx)</b>						
DESK DOUBLE EXEC	1	5,068	1	5,068	1	5,068
DESK WOOD EXEC	2	7,971	2	7,971	2	7,971
DESK SECRETARY L TYPE	3	6,432	3	6,432	3	6,432
STORAGE CABINET	1	1,728	1	1,728	1	1,728
COUCH	1	1,300	1	1,300	1	1,300
UNIT EXPANSION	1	2,500	1	2,500	1	2,500
UNIT STORAGE	1	3,699	1	3,699	1	3,699
UNIT STORAGE/ BOOKSHELF	1	1,988	1	1,988	1	1,988
SOFA	2	4,312	2	4,312	2	4,312
LECTERN	3	5,947	3	5,947	3	5,947
<b>Total</b>		<b>40,945</b>		<b>40,945</b>		<b>40,945</b>

<b>D. IT/IS Equipment (DP &amp; Telecommunications) (63200xxx)</b>						
COMPUTER	141	189,469	141	189,469	141	189,469
COMPUTER FILE SERVER	3	25,892	3	25,892	3	25,892
COMPUTER MINI	84	73,055	84	73,055	84	73,055

**SCHEDULE D-2  
CAPITAL OUTLAY EQUIPMENT**

University of Mississippi (267-00)

Name of Agency

EQUIPMENT BY ITEM	Act. FY Ending June 30, 2022		Est. FY Ending June 30, 2023		Req. FY Ending June 30, 2024	
	No. of Units	Total Cost	No. of Units	Total Cost	No. of Units	Total Cost
COMPUTER NOTEBOOK	175	315,812	175	315,812	175	315,812
PROJECTOR COMPUTER	1	3,595	1	3,595	1	3,595
SERVER COMPUTER	1	3,936	1	3,936	1	3,936
LASER PRINTER	26	13,756	26	13,756	26	13,756
PRINTER	6	6,997	6	6,997	6	6,997
PRINTER COLOR	3	8,099	3	8,099	3	8,099
TELEVISION FLAT SCREEN	41	39,248	41	39,248	41	39,248
TELEVISION SET	2	1,246	2	1,246	2	1,246
DRIVE HARD	9	8,033	9	8,033	9	8,033
MONITOR COLOR	6	7,389	6	7,389	6	7,389
MONITOR GENERAL PURPOSE	2	2,926	2	2,926	2	2,926
MONITOR TV	2	3,544	2	3,544	2	3,544
MACHINE PHOTOCOPY	3	18,786	3	18,786	3	18,786
PROJECTOR	3	23,044	3	23,044	3	23,044
PRESS TABLET	1	7,500	1	7,500	1	7,500
SCREEN PROJECTION	2	6,609	2	6,609	2	6,609
SWITCHER AUDIO/VIDEO	3	8,759	3	8,759	3	8,759
SWITCHER VIDEO	2	3,582	2	3,582	2	3,582
COPIER	1	11,500	1	11,500	1	11,500
RECORDER AUDIO TAPE	1	860	1	860	1	860
SERVER FILE	1	1,235	1	1,235	1	1,235
MIXER	1	1,745	1	1,745	1	1,745
PANEL DISPLAY	1	1,776	1	1,776	1	1,776
PANEL LCD	2	2,350	2	2,350	2	2,350
POWER SUPPLY	2	3,536	2	3,536	2	3,536
CONTROL SOUND	1	10,258	1	10,258	1	10,258
RACK DATA	1	199,330	1	199,330	1	199,330
SYSTEM GLOBAL POSITIONAL	2	8,490	2	8,490	2	8,490
SYSTEM TELECONFERENCING	1	2,568	1	2,568	1	2,568
TRANSMITTER PHONIC EAR	1	3,456	1	3,456	1	3,456
DISK SYSTEM	2	2,286	2	2,286	2	2,286
DISKSTATION	1	2,205	1	2,205	1	2,205
<b>Total</b>		<b>1,022,872</b>		<b>1,022,872</b>		<b>1,022,872</b>
<b>F. Other Equipment (63200xxx)</b>						
CAMERA	6	8,279	6	8,279	6	8,279

**SCHEDULE D-2  
CAPITAL OUTLAY EQUIPMENT**

University of Mississippi (267-00)

Name of Agency

EQUIPMENT BY ITEM	Act. FY Ending June 30, 2022		Est. FY Ending June 30, 2023		Req. FY Ending June 30, 2024	
	No. of Units	Total Cost	No. of Units	Total Cost	No. of Units	Total Cost
CAMERA DIGITAL	2	625	2	625	2	625
CAMERA MOTION PICTURE	1	54,993	1	54,993	1	54,993
CAMERA RECORDER	1	529	1	529	1	529
CAMERA VIDEO	8	15,581	8	15,581	8	15,581
LENS CAMERA	4	4,925	4	4,925	4	4,925
RADIO HANDY TALKIE	28	13,346	28	13,346	28	13,346
SPECTROPHOTOMETER	1	11,405	1	11,405	1	11,405
SYSTEM ELECTOTHEROPY	1	2,994	1	2,994	1	2,994
SYSTEM ELECTROTHERAPY	1	2,994	1	2,994	1	2,994
ROTOR CENTRIFUGE	1	1,228	1	1,228	1	1,228
APPARATUS ELEC FIELD	1	1,659	1	1,659	1	1,659
APPARATUS GAS ANALYSIS	1	1,303	1	1,303	1	1,303
APPARATUS KINETIC THEORY	1	3,783	1	3,783	1	3,783
APPARATUS OPTIC	1	1,627	1	1,627	1	1,627
CENTRIFUGE MICRO	1	1,535	1	1,535	1	1,535
FREEZER UPRIGHT	1	1,488	1	1,488	1	1,488
HOT PLATE MAGNETIC STIRRER	1	3,486	1	3,486	1	3,486
INTERFACE	1	1,828	1	1,828	1	1,828
MACHINE ICE MAKING	2	8,985	2	8,985	2	8,985
MICROSCOPE	1	15,323	1	15,323	1	15,323
OSCILLOSCOPE	1	1,371	1	1,371	1	1,371
POWER SUPPLY HIGH VOLTAGE	1	3,371	1	3,371	1	3,371
PRESS TABLET	1	7,500	1	7,500	1	7,500
SAMPLE DISSOLUTION SYSTEM	1	10,028	1	10,028	1	10,028
HYDROCOLLATOR	1	1,947	1	1,947	1	1,947
MACHINE COMPRESSION	3	6,612	3	6,612	3	6,612
MACHINE EXERCISE STATION	2	5,242	2	5,242	2	5,242
MACHINE TESTING REHABILITATION	1	4,675	1	4,675	1	4,675
MACHINE ULTRASOUND	2	5,842	2	5,842	2	5,842
MAGNIFIER	1	3,132	1	3,132	1	3,132
MANIKIN HUMAN MODEL	2	5,584	2	5,584	2	5,584
MEDICINE PREPARATION STATION	1	7,245	1	7,245	1	7,245
CONTROLLER	1	1,025	1	1,025	1	1,025
DEFIBRILLATOR	2	2,456	2	2,456	2	2,456
TABLE DISSECTING	1	81,525	1	81,525	1	81,525

**SCHEDULE D-2  
CAPITAL OUTLAY EQUIPMENT**

University of Mississippi (267-00)

Name of Agency

EQUIPMENT BY ITEM	Act. FY Ending June 30, 2022		Est. FY Ending June 30, 2023		Req. FY Ending June 30, 2024	
	No. of Units	Total Cost	No. of Units	Total Cost	No. of Units	Total Cost
TENT	1	1,522	1	1,522	1	1,522
SIMULATOR FLIGHT	1	3,656	1	3,656	1	3,656
SAFETY EQUIPMENT	3	4,074	3	4,074	3	4,074
OTHER EQUIPMENT	1	143,665	1	244,122	1	244,122
COMPRESSOR AIR	3	8,373	3	8,373	3	8,373
DIVIDER ROOM	1	4,934	1	4,934	1	4,934
DRYER AIR	1	1,200	1	1,200	1	1,200
GOAL SOCCER	2	2,712	2	2,712	2	2,712
MACHINE ICE MAKING	1	2,036	1	2,036	1	2,036
PUMP WATER	2	1,849	2	1,849	2	1,849
WEIGHTS EXERCISE	2	2,534	2	2,534	2	2,534
TREADMILL	1	36,903	1	36,903	1	36,903
<b>Total</b>		<b>518,929</b>		<b>619,386</b>		<b>619,386</b>
<b>Grand Total</b> <i>(Enter on Line 1-D-2 of Form MBR-1)</i>		<b>1,639,808</b>		<b>1,740,265</b>		<b>1,740,265</b>
<b>Funding Summary:</b>						
General Funds		366,355		400,085		400,085
State Support Special Funds						
Federal Funds						
Other Special Funds		1,273,453		1,340,180		1,340,180
<b>Total Funds</b>		<b>1,639,808</b>		<b>1,740,265</b>		<b>1,740,265</b>

**SCHEDULE D-3  
PASSENGER/WORK VEHICLES**

University of Mississippi (267-00)

Name of Agency

MINOR OBJECT OF EXPENDITURE	Vehicle Inventory June 30, 2022	Act. FY Ending June 30, 2022		Est. FY Ending June 30, 2023		Req. FY Ending June 30, 2024	
		No. of Units	Total Cost	No. of Units	Total Cost	No. of Units	Total Cost

<b>A. Passenger &amp; Work Vehicles (63300xxx)</b>							
58220 Vehicles	186	1	30,439				
<b>Total (A)</b>	<b>186</b>	<b>1</b>	<b>30,439</b>				

<b>GRAND TOTAL</b> <i>(Enter on Line 1-D-3 of Form MBR-1)</i>			<b>30,439</b>				
--	--	--	---------------	--	--	--	--

<b>Funding Summary:</b>			
General Funds			
State Support Special Funds			
Federal Funds			
Other Special Funds		30,439	
<b>Total Funds</b>		<b>30,439</b>	



**SCHEDULE D-4  
WIRELESS COMMUNICATION DEVICES**

University of Mississippi (267-00)  
Name of Agency \_\_\_\_\_

MINOR OBJECT OF EXPENDITURE	Device Inventory June 30, 2022	Act. FY Ending June 30, 2022		Est. FY Ending June 30, 2023		Req. FY Ending June 30, 2024	
		No. of Devices	Actual Cost	No. of Devices	Estimated Cost	No. of Devices	Requested Cost

<b>Grand Total</b> <i>(Enter on Line 1-D-4 of Form MBR-1)</i>							
--	--	--	--	--	--	--	--

<b>Funding Summary:</b>							
General Funds							
State Support Special Funds							
Federal Funds							
Other Special Funds							
<b>Total Funds</b>							

**SCHEDULE E  
SUBSIDIES, LOANS & GRANTS**

University of Mississippi (267-00)

Name of Agency

MINOR OBJECT OF EXPENDITURE	(1) Actual Expenses FY Ending June 30, 2022	(2) Estimated Expenses FY Ending June 30, 2023	(3) Requested for FY Ending June 30, 2024
<b>D. Debt Service &amp; Judgments (67205xxx-67255xxx, 68205xxx-68430xxx, 70040xxx)</b>			
59101 Debt Service	170,040	170,040	170,040
<b>Total</b>	<b>170,040</b>	<b>170,040</b>	<b>170,040</b>
<b>E. Other, Transfers (67000xxx-67199xxx, 67998xxx, 68500xxx-68860xxx, 70045xxx-70080xxx, 80000xxx-80500xxx)</b>			
53103 Other Mandatory Transfers	978,614	1,003,614	1,003,614
5927 Other Non-Mandatory Transfers	8,177,075	9,624,475	9,624,475
<b>Total</b>	<b>9,155,689</b>	<b>10,628,089</b>	<b>10,628,089</b>
<b>Grand Total</b> <i>(Enter on Line 1-E of Form MBR-1)</i>	<b>9,325,729</b>	<b>10,798,129</b>	<b>10,798,129</b>
<b>Funding Summary:</b>			
General Funds	349,200	349,200	349,200
State Support Special Funds			
Federal Funds			
Other Special Funds	8,976,529	10,448,929	10,448,929
<b>Total Funds</b>	<b>9,325,729</b>	<b>10,798,129</b>	<b>10,798,129</b>

**NARRATIVE**  
**2024 BUDGET REQUEST**

University of Mississippi (267-00)

---

Name of Agency

The mission of the University of Mississippi is to create, evaluate, share, and apply knowledge in a free, open, and inclusive environment of intellectual inquiry. Building upon a distinguished foundation in the liberal arts, the state's first comprehensive university serves the people of Mississippi and the world through a breadth of academic, research, professional, and service programs. The University of Mississippi provides an academic experience that emphasizes critical thinking; promotes research and creative achievement to advance society; uses its expertise to engage and transform communities; challenges and inspires a diverse community of undergraduate, graduate, and professional students; offers enriching opportunities outside the classroom; supports lifelong learning; and develops a sense of global responsibility.

While any large, successful, comprehensive university engages in many activities that it must perform well, we recognize that some key areas call for special focus to move us to the next level of excellence. The Flagship Forward Strategic Plan includes four such focal themes as the four foundational “pillars”. The first two pillars — Academic Excellence and Healthy and Vibrant Communities — focus upon the key aspects of our mission, our very reason for being, as Mississippi’s flagship university. The final two pillars — People, Places, and Resources and Athletics Excellence — are key enablers that help us accomplish our mission and will continue to propel us forward. Each pillar also supports a transformative initiative, the first three of which are university-wide — engaging all campuses and all constituents. Together, these initiatives, goals, and metrics are key to sustaining our current momentum and achieving our imagined future of international preeminence as a leader in inspiring minds, discovering knowledge, and transforming lives.

In pursuing its mission, the University of Mississippi:

- Reaffirms its identity and purpose as fundamentally academic,
- Nurtures excellence in teaching, learning, creativity, and research,
- Provides the best, accessible undergraduate education in the state of Mississippi,
- Offers high quality undergraduate, graduate, and professional programs, and
- Devotes its knowledge and abilities to serve the state and the world.

The University of Mississippi seeks to engage, empower, and enrich our stakeholders by embracing a model that supports student success for all students in our community, preparing graduates for careers of the future, and developing and expanding innovative graduate programs. A commitment to the Pathways to Equity plan; new areas of expertise and engagement; impactful, innovative research and creative achievement; and economic development will allow the university to serve the community, the state, the region, and beyond. Dedication to aligning resources to maximize organizational efficiency and effectiveness will maximize our ability to pursue our mission.

**OUT-OF-STATE TRAVEL  
FISCAL YEAR 2024**

University of Mississippi (267-00)

Name of Agency

Note: All expenditures recorded on this form must be totaled and said total must agree with the out-of-state travel amount indicated for FY 2022 on Form Mbr-1, line 1.A.2.b.

<b>Employee's Name</b>	<b>Destination</b>	<b>Purpose</b>	<b>Travel Cost</b>	<b>Funding Source</b>
Alexis	Philadelphia PA	KEWLI CCL WRITERS RETREAT	500	General
Alie	Portland OR	NIRSA ANNUAL CONFERENCE	807	General
Allen	Denver CO	APHA ANNUAL MEETING	2,002	General
Allen	St. Louis MO	ISA-MW ANNUAL MEET	1,065	General
Allen	Baltimore MD	SOC OF BEHAVIORAL MED CONF	1,845	General
Allen	New Orleans LA	TULANE PRO BK NEGOTIATION COMP	436	General
Anderson	Grapevine TX	ANTHOLOGY TOGETHER CONF	2,028	General
Andre	Florence AL	UNA R&R SYMPOSIUM	327	General
Armaly	Chicago IL	MPSA ANNUAL MEETING	1,727	General
Arthur	Memphis TN	SOUTHEASTERN THEATRE CONFERENCE	190	General
Ashmore	Muncie IL	NSFMIH CONFERENCE	717	General
Babaz	Fort Worth TX	ELLIOT CUP COMPETITION	1,267	General
Babaz	New York NY	MOOT COURT COMPETITION	1,457	General
Bain	Tuscaloosa AL	SECCA 2022	1,044	General
Balkin	Cincinnati OH	NAT'L CONF FOR AAR	474	General
Balkun	Philadelphia PA	ASSOC OF WRITERS CONFERENCE	500	General
Ballou	San Antonio TX	APHA ANNUAL MEETING & CONVENTION	1,357	General
Ballou	Charlotte NC	NCPA 2021 ANNUAL CONVENTION	2,199	General
Barbee	Sandestin FL	MISSISSIPPI BAR CONVENTION	2,057	General
Barnard	Washington DC	ISPOR ANNUAL CONFERENCE	300	General
Barnett	Baltimore MD	NATL ASSOC OF THEATRE MEETING	1,879	General
Barnett	New York NY	NYC SENIOR SHOWCASE	2,923	General
Beardain	Huntsville AL	LINEMAN APPRENT LAB 2 CONST	2,274	General
Beason	Nashville TN	NRPA ANN CONF	1,500	General
Bei	Boise ID	FILM PREMIERE	248	General
Belenchia	Orange Beach AL	MISSISSIPPI NATURAL GAS ASSN	1,738	General
Bennett	Collierville TN	COLLEGE FAIR	125	General
Berry	Atlanta GA	SEC LAW SCHOOL ASSOC DEANS WORKSHOP	298	General
Bhagat-Kennedy	Philadelphia PA	RESEARCH FOR UPCOMING BOOK	1,500	General
Biggs	New Orleans LA	STUDENT MEDIA SUGAR BOWL COVERAGE	152	General

**OUT-OF-STATE TRAVEL  
FISCAL YEAR 2024**

University of Mississippi (267-00)

Name of Agency

Note: All expenditures recorded on this form must be totaled and said total must agree with the out-of-state travel amount indicated for FY 2022 on Form Mbr-1, line 1.A.2.b.

<b>Employee's Name</b>	<b>Destination</b>	<b>Purpose</b>	<b>Travel Cost</b>	<b>Funding Source</b>
Black	Philadelphia PA	AWP MEETING	800	General
Blackmarr	Cincinnati OH	NACADA 2021 ANN CONF	515	General
Blackmarr	Atlanta GA	NACADA REG 4 CONFERENCE	708	General
Bledsoe	Atlanta GA	ACES CONFERENCE	1,729	General
Bledsoe	Las Vegas NV	AMERICAN SCHOOL COUNSELING ASSN	1,755	General
Blevins	Memphis TN	SETC CONVENTION	190	General
Bloodworth	San Antonio TX	APHA ANNUAL MEETING & CONVENTION	400	General
Bondurant	Philadelphia PA	ASSOC OF WRITERS & WRITING CONFERENCE	641	General
Bone Noble	Oak Park IL	DRAGONFLY THEATRE	1,121	General
Bone Noble	Orlando FL	INTL FRINGE THEATRE FEST	700	General
Bone Noble	Memphis TN	SOUTHEAST THEATRE CONF	528	General
Bonn	San Antonio TX	APHA ANNUAL CONVENTION	1,581	General
Botero	Atlanta GA	ASERL 2022 MEETING & MEMBERSHIP MEETING	1,507	General
Botero	Atlanta GA	ASERL PLANNING MEETING	717	General
Botero	San Deigo CA	CNI SPRING MEET	1,656	General
Boyce	Atlanta GA	CHICKFILA/DEVELOP ENGAGE	2,654	General
Boyce	Atlanta GA	DEVELOPMENT	283	General
Boyce	Whitefish/Billings MT	DEVELOPMENT MEETINGS	61	General
Boyce	Knoxville TN	DEVELOPMENT TRIP	1,928	General
Boyce	Boulder/Denver CO	DEVELOPMENT TRIP & MEETINGS	101	General
Boyce	Houston TX	DEVELOPMENT TRIP & MEETINGS	528	General
Boyce	Boulder/Denver CO	DEVELOPMENT TRIP & MEETINGS	590	General
Boyce	Mobile AL	DEVELOPMENT VISITS	179	General
Boyce	Houston TX	DEVELOPMENTAL TRIP	349	General
Boyce	Nashville TN	DEVELOPMENTAL VISIT	78	General
Boyce	Los Angeles/San Diego CA	DEVELOPMENTAL VISITS	651	General
Boyce	Washington DC	MEETINGS	459	General
Boyce	New Orleans LA	SUGAR BOWL & DEVELOPMENTAL VISITS	2,128	General
Bradley	Athens, Auburn, Tusc, Birm AL	LAW PANEL DISCUSSION	1,085	General
Bradley	Los Angeles CA	UCLA PRE-LAW SOCIETY FORUM	1,726	General

**OUT-OF-STATE TRAVEL  
FISCAL YEAR 2024**

University of Mississippi (267-00)

Name of Agency

Note: All expenditures recorded on this form must be totaled and said total must agree with the out-of-state travel amount indicated for FY 2022 on Form Mbr-1, line 1.A.2.b.

<b>Employee's Name</b>	<b>Destination</b>	<b>Purpose</b>	<b>Travel Cost</b>	<b>Funding Source</b>
Bramlett	Houston TX	DEVELOPMENT MEETINGS	1,577	General
Bramlett	Washington DC	DONOR VISITS	1,675	General
Bramlett	Birmingham/Atlanta GA	DONOR VISITS	1,111	General
Bramlett	Houston TX	DONOR VISITS	1,527	General
Brempong	Oak Ridge TN	RADIATION SAFETY OFFICER TRAINING	2,045	General
Brightwell	Tecumseh MO	REIVER PETTY WRITERS TREAT	228	General
Brown	San Antonio TX	APHA ANNUAL MEETING	2,972	General
Brown	Atlanta GA	SNPHA REGION II CONFERENCE	849	General
Bryant	Orlando FL	HONORS COLLEGE PANEL	168	General
Buckley	Memphis TN	SOUTHEASTERN THEATRE CONFERENCE	827	General
Bullard	Williamsburg VA	WILLIAM & MARY NEGOTIATION COMPETITION	1,016	General
Caffera	Eugene, Monterey, Irvine CA	PRE/POST CAUCUS MEETING	5,749	General
Campagna	Pittsburgh PA	PHENOMENOLOGY 2022 SYMPOSIUM	300	General
Cao	Mobile AL	IEEE SOUTHEAST CONFERENCE 2022	2,000	General
Capino	Norfolk VA	PPA MEETING & PEDI PHARMACY CONFERENCE	2,083	General
Carew	Memphis TN	SOUTHEASTERN THEATRE CONFERENCE	190	General
Carrington	Washington DC	AMERICAN LAW INST ANNUAL MEETING	1,626	General
Church	Canton GA	MISS MS PREP FOR MS UNIVERSITY	376	General
Clark	Arlington VA	ASCA CONFERENCE	1,713	General
Clemons	Ypsilanti MI	LOEX CONFERENCE	1,411	General
Cohen	St Louis MO	DAVID ALLEN INAUGURATION	386	General
Cohen	Los Angeles CA	DEVELOPMENT MEETINGS	751	General
Cohen	Atlanta GA	DEVELOPMENT/FUNDRAISING	532	General
Cohen	Nashville TN	DEVELOPMENTAL MEETINGS	254	General
Cohen	Tempe AZ	MOD 3 HIGHER EDUCATION LEADERSHIP	1,127	General
Cohen	Tempe AZ	MOD 4 HIGHER EDUCATION LEADERSHIP	1,692	General
Coleman	Orlando FL	1ST YR EXPERIENCE CONF	2,130	General
Coleman	Fort Worth TX	ELLIOT CUP COMPETITION	353	General

**OUT-OF-STATE TRAVEL  
FISCAL YEAR 2024**

University of Mississippi (267-00)

Name of Agency

Note: All expenditures recorded on this form must be totaled and said total must agree with the out-of-state travel amount indicated for FY 2022 on Form Mbr-1, line 1.A.2.b.

<b>Employee's Name</b>	<b>Destination</b>	<b>Purpose</b>	<b>Travel Cost</b>	<b>Funding Source</b>
Collins	Williamsburg VA	WILLIAM & MARY NEGOTIATION COMP	1,396	General
Cooper	Murfreesboro TN	MTSU CHEM DEPT CAREER FAIR	594	General
Cooper	Amelia Island FL	SEALS CONFERENCE	2,026	General
Cooper	Atlanta GA	SEC LAW SCHOOL ASSOC DEANS WORKSHOP	349	General
Cooper	Murfreesboro TN	TN SCALI COUNSELOR CONF	978	General
Cooper	Birmingham AL	UAB HEALTH PROFESSIONS FAIR	447	General
Cox-McCarty	New York NY	LSAC LAW SCH FORUM	2,195	General
Crowther	Birmingham AL	BLIND SQUIRREL MEDICAL SOCIETY MEETING	868	General
Crowther	Birmingham AL	SOUTHERN ORTHO ASSOC/SEC SYMPOSIUM/SEC MED MEETING	573	General
Cummings	San Diego CA	ASU & GSV	2,946	General
Dale	Orlando FL	CBDNA ATHLETIC BAND SYMPOSIUM	1,567	General
Dale	Chicago IL	MIDWEST BAND CLINIC	1,618	General
Dale	Memphis TN	RECRUITING TRIP	92	General
Dasgupta	Washington DC	IUSE SUMMIT	553	General
Davidson	Atlanta GA	RECRUITING TRIP	557	General
Davis	Atlanta GA	NATL ORGANIZATION FOR STUDENT SUCCESS CONF	1,690	General
Dawson	Arlington VA	ASCA ANNUAL CONFERENCE	2,681	General
DeBrock	Baltimore MD	NEMLA ANNUAL CONFERENCE	500	General
Dees	Layton UT	UTAH LIBRARY ASSOC CONFERENCE	1,289	General
Dodd	Louisville KY	SGM ANN CONF & GIE+EXPO	1,656	General
Doerksen	Raleigh NC	CONFERENCE OF SOUTHERN SCHOOLS	1,301	General
Doerksen	New Orleans LA	COUNCIL OF GRAD SCHOOL MEETING	2,088	General
Dowling	Tallahassee FL	STATE POLITICS & POLICY CONFERENCE	351	General
Drew	Baltimore MD	ASECA CONFERENCE	1,870	General
Drummond	Memphis TN	ANNUAL GREEK FEST	95	General
Drummond	Memphis TN	MEMPHIS GREEK FESTIVAL	85	General
Dubois	Washington DC	46th ANN ICNCFSA	1,359	General
Duke	Louisville KY	SGM ANN CONF & GIE+EXPO	1,810	General

**OUT-OF-STATE TRAVEL  
FISCAL YEAR 2024**

University of Mississippi (267-00)

Name of Agency

Note: All expenditures recorded on this form must be totaled and said total must agree with the out-of-state travel amount indicated for FY 2022 on Form Mbr-1, line 1.A.2.b.

<b>Employee's Name</b>	<b>Destination</b>	<b>Purpose</b>	<b>Travel Cost</b>	<b>Funding Source</b>
Dunnavant	Mobile AL	SRAPPA CONFERENCE	1,198	General
Earl	New York NY	FRESHMAN VENTURE TRIP	919	General
Edney	Orlando FL	NSEE 2021 ANNU CONFERENCE	1,408	General
Ellis	Orlando FL	1ST YR EXPERIENCE CONF	1,858	General
Estes	Detroit/Maumee OH	RECORDING	867	General
Evans	New Orleans LA	NCURA 2022 CONFERENCE	2,095	General
Faddock	Nashville TN	TACTICAL TRAINING CCONF	508	General
Fennelly	Philadelphia PA	AWP CONFERENCE	272	General
Fennelly	Pisgah AL	NE ALABAMA COMM COLLEGE SPEAKERS FORUM	464	General
Fennelly	Savannah GA	OSSABAW ISLAND WRITERS RETREAT	560	General
Ferniany	Ft. Meyers FL	SASECS	500	General
Ferry	Nashville TN	INTERNATIONAL STUDIES ASSOC	1,324	General
Fisher-Wirth	Philadelphia PA	AWP CONFERENCE	1,157	General
Fleming	Orlando FL	ASHP MIDYEAR CLINICAL MEETING	500	General
Fleming	Memphis TN	MIDSOUTH PHARMACY RESIDENCY MEETING	334	General
Flowers	Chicago IL	ACUI CONFERENCE	1,386	General
Foreman	Denver CO	APHA ANNUAL MEETING	288	General
Franklin	Savannah GA	OSSABAW ISL WRITERS RETREAT	1,500	General
Frederick	Raleigh NC	ACUA AUDIT INTERACTIVE CONF	2,669	General
Fritz	New Orleans LA	PHILOSOPHY CONFERENCE	1,372	General
Fritz	Washington DC	TEACH PPL 497	1,657	General
Fuqua	Houston TX	MIDWEST ART HISTORY SOCIETY CONF	1,045	General
Gaddy	Chattanooga TN	PHOTOGRAPH JAKE RAULSTON	383	General
Gardner	Houston TX	SOUTHERN ECONOMIC ASSOC CONF	1,231	General
Gebeline	Tallahassee FL	AMER PHYSICAL SCIENCE MEETING	400	General
Gifford	New Orleans LA	AGU MEETING	1,248	General
Ginsburg	Louisville KY	LIT & CULTURE CONFERENCE	1,455	General
Giray	Atlanta GA	ASTA NATIONAL BOARD MEETING	750	General
Glasco	Washington DC	EPFP WASHINGTON POLICY SEMINAR	1,100	General



**OUT-OF-STATE TRAVEL  
FISCAL YEAR 2024**

University of Mississippi (267-00)

Name of Agency

Note: All expenditures recorded on this form must be totaled and said total must agree with the out-of-state travel amount indicated for FY 2022 on Form Mbr-1, line 1.A.2.b.

<b>Employee's Name</b>	<b>Destination</b>	<b>Purpose</b>	<b>Travel Cost</b>	<b>Funding Source</b>
Glasz	Fayetteville AR	SEC POLICE CHIEFS & EMERGENCY MGMT CONF	473	General
Goliday	Cincinnati OH	NACADA 2021 ANN CONF	515	General
Goliday	Atlanta GA	NACADA REG 4 CONFERENCE	725	General
Green	Ft. Collins CO	2021 IWAC	2,663	General
Green	Washington DC	FEDERALIST SOCIETY CONV	1,210	General
Grigsby	San Antonio TX	APHA 2022 ANNUAL MEETING & EXPO	1,749	General
Grigsby	Memphis TN	MIDSOUTH PHARMACY RESIDENTS CONFERENCE	455	General
Guastella	San Antonio TX	APHA ANNUAL CONVENTION	884	General
Gurley	Tuscaloosa AL	AL/MS ACT CONFERENCE	828	General
Gurley	Milledgeville GA	GA COLLEGE FAIR	566	General
Gurley	Sewanee/Chattanooga/Knoxville TN	PRIVATE VISITS	315	General
Gust	Orlando FL	2021 ASHP MIDYEAR CLINICAL MEETING	200	General
Gust	Memphis TN	MIDSOUTH PHARMACY RESIDENTS CONFERENCE	486	General
Haines	San Diego CA	AACP INTERIM MEETING	909	General
Haines	Cincinnati OH	AACP NMA CONFERENCE 2022	372	General
Haines	San Antonio TX	APHA 2022	1,202	General
Haines	Phoenix AZ	ASHP SUMMER MEETINGS	1,505	General
Haines	Baltimore MD	LHE MEETING	322	General
Haines	San Diego CA	NAP MEETING 2022	2,564	General
Hall	Orlando FL	CARNEGIE CONFERENCE	2,378	General
Hammer	Birmingham AL	2021 SE REG MEET OF ACS	621	General
Hansen	Mobile AL	SRAPPA CONFERENCE	1,725	General
Harbor	Orange Beach AL	AUF ED WEEK/URB FOREST CERT	1,421	General
Harrell	San Diego CA	AACP INTERIM MEET	2,558	General
Harrell	Austin TX	BPEP SUMMIT MEETING	1,972	General
Harriell	Milwaukee WI	DERRICK HARRIELL READING & WORKSHOP	747	General
Hatcher	Nashville TN	HOSA FHPI CONFERENCE	1,145	General
Hayes	Chicago IL	2021 SOCIETY FOR NEUROSCIENCE	19	General
Hearn	Little Rock AR	SOUTHWESTERN REGION CONF	837	General

**OUT-OF-STATE TRAVEL  
FISCAL YEAR 2024**

University of Mississippi (267-00)

Name of Agency

Note: All expenditures recorded on this form must be totaled and said total must agree with the out-of-state travel amount indicated for FY 2022 on Form Mbr-1, line 1.A.2.b.

<b>Employee's Name</b>	<b>Destination</b>	<b>Purpose</b>	<b>Travel Cost</b>	<b>Funding Source</b>
Heath	Memphis TN	MIDSOUTH PHARMACY RESIDENTS CONFERENCE	332	General
Hendrickson	Nashville TN	PUBLIC CHOICE SOCIETY CONFERENCE	1,520	General
Hendrickson	Kennesaw GA	SYMPOSIUM PRESENTATION	364	General
Heuer	Memphis TN	SETC CONVENTION	190	General
Hielscher	Phoenix AZ	ACCP ANNUAL MEET	199	General
Hoang	Birmingham AL	SERMACS CONFERENCE	176	General
Holland	Washington DC	TEACH PPL 497	1,409	General
Holley	Tuscaloosa AL	SEC CFO MEETING	348	General
Hollingsworth	New Orleans LA	NCURA ADMIN CONFERENCE	2,508	General
Hominick	Washington DC	RESEARCH AT LIBRARY OF CONGRES	136	General
Huber	Nashville TN	INTERNATIONAL STUDIES ASSOC ANNUAL MEETING	1,406	General
Huddleston	Philadelphia PA	ASSOC OF WRITERS & WRITING PROGRAMS	500	General
Hughes	Nashville TN	PRSA CONFERENCE	1,313	General
Hughes	Nashville TN	TACTICAL TRAINING CONF & EXPO	1,098	General
Hulbert	Philadelphia PA	ASSOC OF WRITERS & WRITING PROGRAMS	812	General
Hutchens	Clearwater FL	NATL CONF ON LAW & HIGHER ED	1,131	General
Ibrahim	Liberty MO	TRUMAN SCHOLARS LEADERS WEEK 2022	1,421	General
Irwin	Atlanta GA	CASE ANNUAL CONFERENCE	1,878	General
Irwin	Tuscaloosa AL	SECCA 2022	1,274	General
Jackson	Orlando FL	1ST YEAR EXP CONF	2,494	General
Jang	Chicago IL	CONFERENCE IN AMERICAN LIT	500	General
Jarvis	Chicago IL	ACUI CONFERENCE	1,442	General
Jeffers	New Orleans LA	SUGAR BOWL FOOTBALL COVERAGE	605	General
Jeffery	San Diego CA	NAT SPORTS LAW NEG COMP	2,839	General
Jekabsons	Tuscaloosa AL	SEC CHRO MEETING	488	General
Jenkins	Phoenix AZ	ASHP SUMMER MEETING 2022	2,116	General
Jessee	Portland OR	NIRSA CONFERENCE	1,986	General
Jessee	Round Rock TX	NIRSA FLAG FOOTBALL TOURNAMENT	264	General

**OUT-OF-STATE TRAVEL  
FISCAL YEAR 2024**

University of Mississippi (267-00)

Name of Agency

Note: All expenditures recorded on this form must be totaled and said total must agree with the out-of-state travel amount indicated for FY 2022 on Form Mbr-1, line 1.A.2.b.

<b>Employee's Name</b>	<b>Destination</b>	<b>Purpose</b>	<b>Travel Cost</b>	<b>Funding Source</b>
Jeter	Boston MA	NASPA CONFERENCE	325	General
Jeter	Columbia SC	SECSAO ANNUAL MEETING	1,428	General
Johnson	Eureka Springs AR	OPERA IN THE OZARKS	1,000	General
Johnston	Lexington KY	SEC FACULTY TRAVEL	66	General
Jones-Bodie	Seattle WA	NCAA CONFERENCE	1,047	General
Jubera	New Orleans LA	NCURA ANNUAL MEETING FOR FRA	2,442	General
Justice	Seattle WA	NAT COMM ASSOC ANNU CONV	1,348	General
Kang	Philadelphia PA	APS ANNUAL MEETING	979	General
Kang	Houston TX	KOREA-US APS BOARD MEETING	609	General
Kelly	Layton UT	UTAH LIBRARY ASSOC CONFERENCE	1,134	General
Kessler	Philadelphia PA	ANNUAL AWP CONFERENCE	500	General
Khan	Atlanta GA	ACS REG CONFERENCE	267	General
Kirkland	New Orleans LA	ALLSTATE SUGAR BOWL	1,300	General
Kisner	Jackson TN	LINEMAN APPRENT LAB 3 OPS	1,932	General
Kisner	Huntsville AL	LINEMAN APPRENT LAB 5	2,476	General
Klenke	Orange Beach AL	AUF ED WEEK/URB FOREST CERT	1,668	General
Klingler	Seattle WA	APSA ANNUAL MEET	1,543	General
Klingler	Chicago IL	MPSA ANNUAL MEETING	1,452	General
Klingler	San Antonio TX	SOUTHERN POLITICAL SCIENCE ASSOC	287	General
Kluck	Raleigh NC	CONF OF SOUTHERN GRAD SCHOOLS	1,753	General
Kluck	New Orleans LA	COUNCIL OF GRAD SCHOOL MEETING	2,753	General
Kneip	Houston TX	DEVELOPMENT TRIP	249	General
Kneip	Atlanta GA	DEVELOPMENT VISITS/AWAY GAME	3,086	General
Kneip	Nashville TN	DONOR VISITS	135	General
Kneip	Houston TX	DONOR VISITS	961	General
Kneip	Nashville TN	DONOR VISITS, CAMPAIGN EVENT & SEC WBB TOURNAMENT	2,203	General
Kneip	New Orleans LA	DONOR VISITS/SUGAR BOWL	601	General
Kneip	Washington DC	MEETING IN WASHINGTON	471	General
Kneip	Tampa FL	SEC MBK TOURNAMENT	414	General

**OUT-OF-STATE TRAVEL  
FISCAL YEAR 2024**

University of Mississippi (267-00)

Name of Agency

Note: All expenditures recorded on this form must be totaled and said total must agree with the out-of-state travel amount indicated for FY 2022 on Form Mbr-1, line 1.A.2.b.

<b>Employee's Name</b>	<b>Destination</b>	<b>Purpose</b>	<b>Travel Cost</b>	<b>Funding Source</b>
Knight-Evans	Little Rock AR	SACRAO CONFERENCE	1,115	General
Koshenina	Memphis TN	GREEK FEST	292	General
Krueger	Atlanta GA	NATL ORGANIZATION OF STUDENT SUCCESS CONF	2,114	General
Kruse	Birmingham AL	2021 SOUTHEAST REG MEET ACS	284	General
Kulkarni	New York NY	APS APRIL MEETING	327	General
Lagarde	Dallas, Austin, Houston TX	RECRUITMENT TRAVEL	1,317	General
Lang	Grapevine TX	ANTHOLOGY TOGETHER CONF	1,130	General
Lantagne	New Hampshire NE	UNH ROUNDTABLE	458	General
Ledbetter	Memphis TN	SOUTHEASTERN THEATRE CONFERENCE	1,243	General
Lee	Las Vegas NV	2021 SPORT MARKET ASSO CONF	365	General
Lee	Bryson City NC	SOLO WFR RECERTIFICATION	1,500	General
Leigh	Philadelphia PA	AWP CONFERENCE	500	General
Lerner	Indianapolis IN	GERMAN STUDIES ASSOC	1,198	General
Li	Munice IL	NSFMIH CONFERENCE	1,094	General
Lightweis-Goff	Birmingham AL	SASA CONFERENCE	1,015	General
Lindgren-Gibson	Atlanta GA	NORTH AMERICAN CONFERENCE	1,090	General
Littrell	Auburn AL	SEC CIO MEETING	1,264	General
Loenneke	San Diego CA	AMERICAN COLLEGE OFSPORTS MED	3,039	General
Lopez	Boston MA	AICHE ANNUAL MEETING	800	General
Lorenz	New Orleans LA	SUGAR BOWL COVERAGE	155	General
MacKenzie	Baltimore MD	ASECS CONFERENCE	1,362	General
MacKenzie	Washington DC	MLA ANN CONVENTION	374	General
Maharjan	Houston TX	SPA CONFERENCE	592	General
Mahat	Tallahassee FL	88TH SESAPS ANN MEET	183	General
Mandati	Philadelphia PA	2021 AAPS PHARMSCI 360		General
Manning	Raleigh NC	ACUA AUDIT INTERACT	2,179	General
Martin	Baton Rouge LA	GULF-SOUTH SUMMIT	225	General
Martin	Memphis TN	VISTA SUPERVISOR	87	General
Maten	Aventura FL	ACCRAO SEM CONF	2,774	General
Maten	Washington DC	EAB CONFERENCE	807	General
May	Isle Of Palms SC	ISEM DEVELOPMENT EVENT	2,851	General

**OUT-OF-STATE TRAVEL  
FISCAL YEAR 2024**

University of Mississippi (267-00)

Name of Agency

Note: All expenditures recorded on this form must be totaled and said total must agree with the out-of-state travel amount indicated for FY 2022 on Form Mbr-1, line 1.A.2.b.

<b>Employee's Name</b>	<b>Destination</b>	<b>Purpose</b>	<b>Travel Cost</b>	<b>Funding Source</b>
May	Montgomery AL	SASFAA ANNUAL CONFERENCE	1,209	General
McClendon	Herndon VA	AACP ALF PROGRAM	465	General
McCormick	Greenville SC	SSCA CONVENTION	1,383	General
McManus	Louisville KY	PGMS GROUNDS MANA ANNU CONF	851	General
Miller	Salt Lake City UT	APHA ISAD CONFERENCE	350	General
Mills	Phoenix AZ	2021 ACCP ANN MEETING	199	General
Mills	San Antonio TX	APHA ANNUAL MEET	2,054	General
Milton	Carmel CA	SOLO RECORDING PROJECT	750	General
Mobley	Seattle WA	181ST MEETING ASA	1,200	General
Moffett	Boston MA	AICHE ANNUAL STUDENT CONF	500	General
Moffett	Orlando FL	BMES ANNU CONFERENCE	800	General
Moore	New York NY	FRESHMAN VENTURES	1,079	General
Moore	Brooklyn NY	TEDFEST	288	General
Moorman	Memphis TN	GREEK FEST	58	General
Moorman	Memphis TN	GREEK FEST	66	General
Moorman	Athens GA	RETRIEVE ANTIQUES	753	General
Morris	Philadelphia PA	AWWP CONFERENCE	504	General
Morse	Chicago IL	2021 MIDWEST CLINIC	1,633	General
Moyer	New Orleans LA	NCURA ANNUAL MEETING FOR FRA	2,087	General
Myatt	Baltimore MD	RSA 2022 CONFERENCE	1,640	General
Nasruddin	Houston TX	SPA CONFERENCE	125	General
Nezhukumatathil	Philadelphia PA	AWP CONFERENCE	618	General
Nguyen	Philadelphia PA	AWW PROGRAMS	500	General
Nick	Baltimore MD	NEMLA CONFERENCE	500	General
Norwood	New Orleans LA	SUGAR BOWL COVERAGE	192	General
Novicevic	Montgomery AL	SASFAA ANNUAL CONFERENCE	1,208	General
Ogbeifun	Houston TX	SEA CONFERENCE	539	General
Ostrovskii	Seattle WA	181 MEET OF ASA	1,193	General
Ostrovskii	Denver CO	ASA CONFERENCE	1,199	General
Overstreet	Memphis TN	SOUTHEASTERN THEATRE CONFERENCE	190	General
Paney	Pittsburgh PA	OAKE NAT CONFERENCE	1,652	General

**OUT-OF-STATE TRAVEL  
FISCAL YEAR 2024**

University of Mississippi (267-00)

Name of Agency

Note: All expenditures recorded on this form must be totaled and said total must agree with the out-of-state travel amount indicated for FY 2022 on Form Mbr-1, line 1.A.2.b.

<b>Employee's Name</b>	<b>Destination</b>	<b>Purpose</b>	<b>Travel Cost</b>	<b>Funding Source</b>
Parsons	Orlando FL	NAT COLL HON COUN ANN MEETING	4,514	General
Parsons	Munice IN	NSFMIH CONFERENCE	2,367	General
Payne	Tempe AZ	POLICY HIST MEET	1,550	General
Peairs	New Orleans LA	NALP 22 ANN CONF	2,399	General
Pegues	Columbia SC	SECSAO ANN MEET	928	General
Pegues	Atlanta GA	SSAO MEETING	1,248	General
Percy	Washington DC	ALI ANNUAL MEETING	2,641	General
Perez	New Orleans LA	SUGAR BOWL 2022	859	General
Pham	San Antonio TX	APHA ANN CONVENTION	900	General
Phan	San Antonio TX	APHA 22 ANNUAL MEET	1,400	General
Phillips	New Orleans LA	SUGAR BOWL	904	General
Pittman	Baltimore MD	NEMLA CONFERENCE	500	General
Platt	New Orleans LA	AMER GEOPHYS UNION	1,200	General
Polly da Costa Valladao	Greenville SC	SOUTHEAST ACSM CONFERENCE	300	General
Pontacoloni	Piladelphia PA	AWP	500	General
Porter	Memphis TN	SOUTHEASTERN THEATRE CONFERENCE	190	General
Prajapati	Houston TX	SPA CONFERENCE	143	General
Prieto	Atlanta GA	ATLANTA COUNS & STU OUTREACH	789	General
Prieto	Atlanta GA	CASE CONFERENCE	1,386	General
Prieto	Charlotte NC	CHARLOTTE METRO PUB SCHOOLS	339	General
Prieto	Birmingham AL	COUNSELOR LUNCHEON	326	General
Prieto	Las Vegas NV	COUNSELOR LUNCHEONS	2,142	General
Prieto	Kansas City MO	PRIV SCHOOL EVENTS	1,167	General
Prieto	Isle Of Palm SC	SEM CONFERENCE	3,597	General
Puleo	New Orleans LA	ENTERGY MEETING	209	General
Quinones	Philadelphia PA	AWWP CONFERENCE	494	General
Rajendran	Las Vegas NV	RESEARCH COLLAB	1,575	General
Ramachandran	Atlanta GA	RX DRUG ABUSE SUMMIT	325	General
Ramachandran	Houston TX	SPA CONFERENCE	1,375	General
Rash	Raleigh NC	LONG LEAF FILM FEST	392	General
Rash	New Orleans LA	PHOTONOLA	1,246	General

**OUT-OF-STATE TRAVEL  
FISCAL YEAR 2024**

University of Mississippi (267-00)

Name of Agency

Note: All expenditures recorded on this form must be totaled and said total must agree with the out-of-state travel amount indicated for FY 2022 on Form Mbr-1, line 1.A.2.b.

<b>Employee's Name</b>	<b>Destination</b>	<b>Purpose</b>	<b>Travel Cost</b>	<b>Funding Source</b>
Rash	Clemson SC	SAM WANG FILM SHOOT	604	General
Reed	Miami FL	C19 CONFERENCE	1,567	General
Reycraft	College Station TX	SEC DIRECTORS MEET	1,924	General
Rhett	San Antonio TX	APHA 2022 ANN MEET	2,144	General
Rhett	Memphis TN	MPR CONFERENCE	332	General
Ridout	Raleigh NC	ACUA AUDIT INTERACT	2,564	General
Roberts	Cincinnati OH	NACADA 2021 ANNU CONF	1,596	General
Roberts	Atlanta GA	NACADA REGION 4	1,091	General
Robertson	Atlanta GA	SETCA CONFERENCE	830	General
Rodrigues	Marana AZ	COVERAGEONE CUST SUMM	310	General
Rodrigues	Philadelphia PA	EDUCAUSE CONFERENCE	1,387	General
Rodrigues	Auburn AL	SEC CIO MEETING	224	General
Rodrigues	Knoxville TN	SEC CIO SPRING MEET	1,006	General
Rogers	Atlanta GA	2022 NACADA REG 4 CONF	155	General
Rogers	Cincinnati OH	NACADA 2021 ANN CONF	515	General
Rotarius	New York NY	BFA ACTING SR SHOWCASE	1,844	General
Rotarius	Memphis TN	SET CONFERENCE	1,184	General
Russell	Baltimore MD	NMLA CONFERENCE	475	General
Russell	Chattanooga TN	PHOTO SHOOT UM ALUM	244	General
Rutledge	Louisville KY	SGM ANN CONF & EXPO	1,435	General
Rychlak	New Orleans LA	COACHING NEGOTIATION	1,340	General
Saarnio	Salt Lake City UT	AAM CONFERENCE	1,305	General
Saarnio	Memphis TN	GREEK FESTIVAL	92	General
Saarnio	Memphis TN	GREEK FESTIVAL	164	General
Saarnio	Asheville NC	SE ART MUSE DIRECT ANN MEET	1,392	General
Samples	New Orleans LA	AGU FALL MEET 2021	500	General
Sanford	Denver CO	2021 NCHEP	1,527	General
Sansing	Washington DC	FED DELEG VISIT	1,443	General
Sansing	Columbia MO	SEC GOVT RELATIONS CONF	1,135	General
Sawyer	Atlanta GA	ACS REG CONFERENCE	267	General
Schaaf	Nashville TN	ISA 2022 CONVENTION	260	General

**OUT-OF-STATE TRAVEL  
FISCAL YEAR 2024**

University of Mississippi (267-00)

Name of Agency

Note: All expenditures recorded on this form must be totaled and said total must agree with the out-of-state travel amount indicated for FY 2022 on Form Mbr-1, line 1.A.2.b.

<b>Employee's Name</b>	<b>Destination</b>	<b>Purpose</b>	<b>Travel Cost</b>	<b>Funding Source</b>
Scurlock	Orlando FL	NATIONAL COLLEGIATE HONORS COUNCIL	2,995	General
Scurlock	Washington DC	OMAC MEETING/HCA BRUNCH	3,061	General
Sharp	Huntsville AL	LINE APPRENT PRE-APPRENT WORKSHOP	2,527	General
Sharp	Greeneville TN	LINEMAN APPRENT LAB 2 CONST	2,484	General
Sites	Portland OR	NIRSA CONFERENCE	1,045	General
Slaw	Seattle WA	NATIONAL COMMUNICATION ASSOCIATION ANNUAL CONVENTION	1,160	General
Smith	San Diego CA	2022 SPRING ACS MEET	800	General
Sokol	Round Rock TX	NIRSA NAT FLAG FBALL TOURN	212	General
Song	San Diego CA	ACSM CONFERENCE	507	General
Spencer	Baltimore MD	SSAWW TRI CONF	500	General
Stacy	Tallahassee FL	88TH SESAPS ANN MEET	300	General
Stanford	Greenville SC	SE ACSM ANNUAL MEET	300	General
Stearns	Quantico VA	MC CAND GRADUATION	246	General
Stidham	New Orleans LA	NCURA ANNUAL MEETING FOR FRA	1,947	General
Stockstill	Memphis TN	SOUTHEASTERN THEATRE CONFERENCE	935	General
Stone	Tuscaloosa AL	SECCA CONFERENCE	960	General
Sturgis	San Diego CA	SOT ANNUAL MEETING	326	General
Sun	San Diego CA	IEEE MILCOM	1,125	General
Surbeck	Auburn AL	ASCE SYMPOSIUM	517	General
Surbeck	Portland OR	WEWR CONFERENCE	2,121	General
Takewell	Chicago IL	ACUI NAT CONFERENCE	1,825	General
Takewell	Grapevine TX	ANTHOLOGY TOGETHER CONF	2,250	General
Tanay	New York NY	APS MEETING APRIL	300	General
Tate	Memphis TN	ARMS USER CONF 2022	1,445	General
Taylor	Memphis TN	SOUTHEAST THEATRE CONF	527	General
Tedford	San Antonio TX	APHA ANN CONVENTION	781	General
Thompson	Orlando FL	2022 UPCEA CONFERENCE	2,032	General
Thompson	Las Vegas NV	FRANK A SCHREK COMPETITION	1,570	General
Thompson	Atlanta GA	OM VS LOUISVILLE	278	General



**OUT-OF-STATE TRAVEL  
FISCAL YEAR 2024**

University of Mississippi (267-00)

Name of Agency

Note: All expenditures recorded on this form must be totaled and said total must agree with the out-of-state travel amount indicated for FY 2022 on Form Mbr-1, line 1.A.2.b.

<b>Employee's Name</b>	<b>Destination</b>	<b>Purpose</b>	<b>Travel Cost</b>	<b>Funding Source</b>
Thompson	Charlotte NC	PANEL DISCUSSION	404	General
Thompson	New Orleans LA	SMC SUGAR BOWL COVERAGE	2,581	General
Torbert	Baltimore MD	ATLA BOARD MEETING	1,300	General
Trefzer	Chicago IL	ALA CONFERENCE	624	General
Trott	Memphis/Senatobia TN	NWCC CHOIR	198	General
Tucker	Jackson/New Orleans/Atlanta/Columbia/Raleigh NC	HBCU PRE-LAW TOUR	3,725	General
Tucker	Aurora CO	LSAC ANNUAL MEETING	3,769	General
Tucker	New York NY	LSAC FORUM	2,360	General
Tucker	Washington DC	LSAC FORUM	1,918	General
Tucker	New Orleans LA	NASPA MULTICUL INST	1,757	General
Tucker	Orlando/Miami FL	PRIVATE VISITS	3,823	General
Tucker	Atlanta/Tuscaloosa/Pensacola FL	SAPLA SWING 2022	3,419	General
Valencia	St. Simons Island GA	SANIBEL SYMP	636	General
Vanlandingham	Lincoln NE	UNDERGRAD WM IN PHYS SCI CONF	370	General
Viator	Memphis TN	SOUTHEASTERN THEATRE CONFERENCE	190	General
Viator	New York NY	SR SHOWCASE	409	General
VonBurg	St. Louis MO	COLLEGE FAIRS	428	General
Wagner	Phoenix AZ	ACCP ANNUAL MEET	199	General
Walker	Grapevine TX	ANTHOLOGY TOGETHER 2021	1,718	General
Wallace	St. Simons Island GA	SANIBEL SYMPOSIUM	666	General
Warner	Front Royal VA	ATF CANINE RECERT	574	General
Weaver	Atlanta GA	NACADA REG 4 CONF	643	General
Webb	Chicago IL	ACUI NAT CONFERENCE	1,425	General
Webb	Grapevine TX	ANTHOLOGY TOGETHER CONF	2,074	General
Weekly	Louisville KY	NCURA REG III MEET	2,393	General
Weekly	New Orleans LA	SRA INT 2021 ANNU MEET	3,089	General
West Strum	San Diego CA	AACP INTERIM MEET	2,935	General
West Strum	San Antonio TX	APHA ANNUAL MEETING	2,602	General
West Strum	Hilton Head SC	NABP AACP DIST III MEET	2,301	General
White	San Juan PR	PHOTOGRAPHIC RESEARCH	992	General

**OUT-OF-STATE TRAVEL  
FISCAL YEAR 2024**

University of Mississippi (267-00)

Name of Agency

Note: All expenditures recorded on this form must be totaled and said total must agree with the out-of-state travel amount indicated for FY 2022 on Form Mbr-1, line 1.A.2.b.

<b>Employee's Name</b>	<b>Destination</b>	<b>Purpose</b>	<b>Travel Cost</b>	<b>Funding Source</b>
Whittington	Cleveland OH	TSB CONFERENCE	1,202	General
Wigginton	Miami FL	C-19 BIENNIAL CONF	2,579	General
Wilkin	St. Louis MO	DAVID ALLENS INAUG	821	General
Wilkin	Gainesville FL	SEC PROVOST MEET	731	General
Williams	Washington DC	AAC&U ANNUAL CONF	1,078	General
Williams	Orlando FL	NAT COLL HON COUN ANN MEETING	2,427	General
Williams	Birmingham AL	SRHC ANNUAL MEET	1,297	General
Williamson	Raleigh NC	BY HER HANDS	1,000	General
Wilmoth	Fayetteville AR	SEC PC & EM CONFERENCE	611	General
Wilson	New Orleans LA	AHA ANNUAL MEET	1,452	General
Winburn	Tallahassee FL	SPP CONFERENCE	710	General
Winship	Atlanta GA	LSAC ADMISSIONS FORUM	903	General
Wronski	Seattle WA	APSA 2021 ANNUAL MEET & EXHIB	1,514	General
Wronski	Chicago IL	MPSA CONFERENCE	1,233	General
Zarate	White Plains NY	NLLSA CONFERENCE	1,000	General
Zhang	Seattle WA	ASA CONFERENCE	1,000	General
Zhang	Denver CO	ASA MEETING	1,200	General
Zook	Orlando FL	CARNEGIE CONFERENCE	2,223	General
Zook	Atlanta GA	CASE DIST III ANN CONF	2,022	General
Zook	Metro Atlanta GA	CONTENT DEVELOPMENT	532	General
Zook	Tuscaloosa AL	SECCA CONFERENCE	1,184	General
<b>Total Out of State Cost</b>			<b>\$ 497,075</b>	

**FEES, PROFESSIONAL AND OTHER SERVICES**

University of Mississippi (267-00)

Name of Agency

TYPE OF FEE AND NAME OF VENDOR	Retired w/ PERS	(1) Actual Expenses FY Ending June 30, 2022	(2) Estimated Expenses FY Ending June 30, 2023	(3) Requested Expenses FY Ending June 30, 2024	Fund Source
<b>55710 Engineering</b>					
ENGINEERING SOLUTIONS, INC./Engineering Fee					
<i>Comp. Rate: \$4,500-\$5,707 per invoice</i>		4,555	5,079	5,707	General
<b>Total 55710 Engineering</b>		<b>4,555</b>	<b>5,079</b>	<b>5,707</b>	
<b>55730 Auditing</b>					
AUDITING FEES/Auditing					
<i>Comp. Rate: \$125,000-150,000 per year</i>			133,138	149,622	General
IHL: UM SHARE-IHL-CLA AUDIT/Auditing					
<i>Comp. Rate: \$9,950 per invoice</i>		9,950			General
MISSISSIPPI INSTITUTIONS OF HIGHER LEARNING/Auditing					
<i>Comp. Rate: \$3,259 per invoice</i>		3,259			General
MISSISSIPPI INSTITUTIONS OF HIGHER LEARNING/Auditing					
<i>Comp. Rate: \$44,183 per invoice</i>		44,183			General
MISSISSIPPI INSTITUTIONS OF HIGHER LEARNING/Auditing					
<i>Comp. Rate: \$11,895 per invoice</i>		11,895			General
MS INSTITUTIONS OF HIGHER LEARNING/Auditing					
<i>Comp. Rate: \$6,303 per invoice</i>		6,303			General
MS INSTITUTIONS OF HIGHER LEARNING/Auditing					
<i>Comp. Rate: \$16,260 per invoice</i>		16,260			General
MS INSTITUTIONS OF HIGHER LEARNING/Auditing					
<i>Comp. Rate: \$10,416 per invoice</i>		10,416			General
MS INSTITUTIONS OF HIGHER LEARNING/Auditing					
<i>Comp. Rate: \$526 per invoice</i>		526			General
MS INSTITUTIONS OF HIGHER LEARNING/Auditing					
<i>Comp. Rate: \$7,422 per invoice</i>		7,422			General
MS INSTITUTIONS OF HIGHER LEARNING/Auditing					
<i>Comp. Rate: \$634 per invoice</i>		634			General
MS INSTITUTIONS OF HIGHER LEARNING/Auditing					
<i>Comp. Rate: \$6,320 per invoice</i>		6,320			General
MS INSTITUTIONS OF HIGHER LEARNING/Auditing					
<i>Comp. Rate: \$9,630 per invoice</i>		9,630			General
<b>Total 55730 Auditing</b>		<b>126,798</b>	<b>133,138</b>	<b>149,622</b>	
<b>55740 Medical</b>					
ANNA LEE WARREN RHETT/Medical					
<i>Comp. Rate: \$25 per test</i>		25			General
HUBERT EARL SPEARS/Medical					
<i>Comp. Rate: \$308.64/year</i>		309			General
MCKESSON MEDICAL SURGICAL/Medical					
<i>Comp. Rate: \$362.93/total</i>		362			General
MEDICAL EXPENSE/Medical Service					
<i>Comp. Rate: \$4,500-\$5,500 per year</i>			4,862	5,464	General
RADIOLOGY ASSOCIATES OF OXFORD, PA/Medical					
<i>Comp. Rate: \$40per x-ray</i>		400			General

**FEES, PROFESSIONAL AND OTHER SERVICES**

University of Mississippi (267-00)

Name of Agency

TYPE OF FEE AND NAME OF VENDOR	Retired w/ PERS	(1) Actual Expenses FY Ending June 30, 2022	(2) Estimated Expenses FY Ending June 30, 2023	(3) Requested Expenses FY Ending June 30, 2024	Fund Source
RADIOLOGY ASSOCIATES OF OXFORD, PA/Medical <i>Comp. Rate: \$40 per x-ray</i>		820			General
RADIOLOGY ASSOCIATES OF OXFORD, PA/Medical <i>Comp. Rate: \$40 per x-ray</i>		880			General
RADIOLOGY ASSOCIATES OF OXFORD, PA/Medical <i>Comp. Rate: \$40 per x-ray</i>		920			General
ROBERT L NICHOLAS/Medical <i>Comp. Rate: \$300 per month</i>		600			General
UPD Medical/Medical <i>Comp. Rate: \$165.00/total</i>		165			General
URGENT CARE OF OXFORD/Medical <i>Comp. Rate: \$150 per invoice</i>		150			General
<b>Total 55740 Medical</b>		<b>4,631</b>	<b>4,862</b>	<b>5,464</b>	
55750 Instructional					
MISSISSIPPI ECONOMIC COUNCIL/Instructional Services <i>Comp. Rate: \$900 per year</i>		900			General
<b>Total 55750 Instructional</b>		<b>900</b>			
55760 Legal					
*H-1B PETITION FILING FEE: SRIRAM <i>Comp. Rate: \$460 per petition</i>	N	460			General
BRUNINI, GRANTHAM, GROWER & HEWES PLLC/Legal Fee <i>Comp. Rate: \$300 per hour</i>	N	825			General
BUTLER, SNOW, O'MARA, STEVENS & CANNADA <i>Comp. Rate: \$295 per hour</i>	N	2,242			General
BUTLER, SNOW, O'MARA, STEVENS & CANNADA <i>Comp. Rate: \$295 per hour</i>	N	1,092			General
BUTLER, SNOW, O'MARA, STEVENS & CANNADA <i>Comp. Rate: \$295 per hour</i>	N	915			General
BUTLER, SNOW, O'MARA, STEVENS & CANNADA <i>Comp. Rate: \$295 per hour</i>	N	295			General
BUTLER, SNOW, O'MARA, STEVENS & CANNADA <i>Comp. Rate: \$295 per hour</i>	N	7,157			General
BUTLER, SNOW, O'MARA, STEVENS & CANNADA <i>Comp. Rate: \$295 per hour</i>	N	767			General
BUTLER, SNOW, O'MARA, STEVENS & CANNADA <i>Comp. Rate: \$295 per hour</i>	N	103			General
BUTLER, SNOW, O'MARA, STEVENS & CANNADA <i>Comp. Rate: \$295 per hour</i>	N	1,033			General
DEPARTMENT OF HOMELAND SECURITY - S <i>Comp. Rate: \$2,500 per petition</i>	N	1,730			General
IHL: UM SHARE - ALLOCATION OF LEGAL AFFAIRS <i>Comp. Rate: \$51,450 per invoice</i>	N	51,450			General
JACKSON LEWIS PC/Legal Fee					

**FEES, PROFESSIONAL AND OTHER SERVICES**

University of Mississippi (267-00)

Name of Agency

TYPE OF FEE AND NAME OF VENDOR	Retired w/ PERS	(1) Actual Expenses FY Ending June 30, 2022	(2) Estimated Expenses FY Ending June 30, 2023	(3) Requested Expenses FY Ending June 30, 2024	Fund Source
Comp. Rate: \$450 per hour	N	11,027			General
LEGAL FEES/Legal Fees					
Comp. Rate: \$200,000-\$227,000 per year	N		201,902	226,782	General
MAYO MALLETTE PLLC/Legal Fee					
Comp. Rate: \$250 per hour	N	860			General
MAYO MALLETTE PLLC/Legal Fee					
Comp. Rate: \$250 per hour	N	957			General
MAYO MALLETTE PLLC/Legal Fee					
Comp. Rate: \$250 per hour	N	577			General
MAYO MALLETTE PLLC/Legal Fee					
Comp. Rate: \$250 per hour	N	1,950			General
MAYO MALLETTE PLLC/Legal Fee					
Comp. Rate: \$250 per hour	N	1,050			General
NOTARY PUBLIC FL-ONLINE , 850-656-3028 , FL/Legal Fee					
Comp. Rate: \$184 per application	N	184			General
U.S. DEPT OF HOMELAND SECURITY - BIN XIAO/Visa					
Comp. Rate: \$460 per petition	N	460			General
U.S. DEPT OF HOMELAND SECURITY - GAVIN DAVIES/Visa					
Comp. Rate: \$460 per petition	N	460			General
U.S. DEPT OF HOMELAND SECURITY - GAVIN DAVIES/Visa					
Comp. Rate: \$2500 per petition	N	2,500			General
U.S. DEPT OF HOMELAND SECURITY - GAVIN DAVIES/Visa					
Comp. Rate: \$460 per petition	N	460			General
U.S. DEPT OF HOMELAND SECURITY - GAVIN DAVIES/Visa					
Comp. Rate: \$2500 per petition	N	2,500			General
U.S. DEPT OF HOMELAND SECURITY - INGRID					
Comp. Rate: \$460 per petition	N	460			General
U.S. DEPT OF HOMELAND SECURITY - INGRID					
Comp. Rate: \$500 per petition	N	500			General
U.S. DEPT OF HOMELAND SECURITY - INGRID					
Comp. Rate: \$2500 per petition	N	2,500			General
U.S. DEPT OF HOMELAND SECURITY - JAMES					
Comp. Rate: \$460 per petition	N	460			General
U.S. DEPT OF HOMELAND SECURITY - JAMES					
Comp. Rate: \$2500 per petition	N	2,500			General
U.S. DEPT OF HOMELAND SECURITY - JAMES					
Comp. Rate: \$500 per petition	N	500			General
U.S. DEPT OF HOMELAND SECURITY - JULIO ACUNA/Visa					
Comp. Rate: \$460 per petition	N	460			General
U.S. DEPT OF HOMELAND SECURITY - JULIO ACUNA/Visa					
Comp. Rate: \$500 per petition	N	500			General
U.S. DEPT OF HOMELAND SECURITY - JULIO ACUNA/Visa					
Comp. Rate: \$2500 per petition	N	2,500			General
U.S. DEPT OF HOMELAND SECURITY - KUNAL MAHESH					

**FEES, PROFESSIONAL AND OTHER SERVICES**

University of Mississippi (267-00)

Name of Agency

TYPE OF FEE AND NAME OF VENDOR	Retired w/ PERS	(1) Actual Expenses FY Ending June 30, 2022	(2) Estimated Expenses FY Ending June 30, 2023	(3) Requested Expenses FY Ending June 30, 2024	Fund Source
Comp. Rate: \$2500 per petition U.S. DEPT OF HOMELAND SECURITY - THAI HOANG	N	2,500			General
Comp. Rate: \$2500 per petition WARE IMMIGRATION - ANURADHA GUPTA/Legal Fee	N	2,500			General
Comp. Rate: \$6,000 per case WARE IMMIGRATION/Legal Fee	N	6,000			General
Comp. Rate: \$24 per case WARE IMMIGRATION/Legal Fee	N	24			General
Comp. Rate: \$2,500 per case WARE IMMIGRATION/Legal Fee	N	2,500			General
Comp. Rate: \$156 per case WARE IMMIGRATION/Visa Application	N	156			General
Comp. Rate: \$2500 per petition WISE CARTER CHILD & CARAWAY PA/Legal Fee	N	2,500			General
Comp. Rate: \$350 per hour <b>Total 55760 Legal</b>	N	73,774			General
		<b>191,388</b>	<b>201,902</b>	<b>226,782</b>	
<b>55770 Laboratory and Testing</b>					
ANNUAL DOSIMETRY SERVICE/Lab & Testing Fee Comp. Rate: \$3,792 per invoice		3,792			General
GLOVE SAFETY TESTING/Lab & Testing Fee Comp. Rate: \$100 per invocie		100			General
GLOVE SAFTEY TESTING/Lab & Testing Fee Comp. Rate: \$116 per invocie		116			General
LAB TESTING FEES/Lab & Testing Fee Comp. Rate: \$7,899.46 per total		7,899			General
LAB TESTING/Lab & Testing Fee Comp. Rate: \$25,000-\$30,322 per year			26,981	30,322	General
PATH GROUP - COVID TESTING FEES/Lab & Testing Fee Comp. Rate: \$70 per test		8,890			General
PATH GROUP: COVID TESTING/Lab & Testing Fee Comp. Rate: \$70 per test		4,900			General
<b>Total 55770 Laboratory and Testing</b>		<b>25,697</b>	<b>26,981</b>	<b>30,322</b>	
<b>55775 Animal Care</b>					
CROSSROADS ANIMAL HOSPITAL/Animal Care Comp. Rate: \$113.25/total		113			General
CROSSROADS ANIMAL HOSPITAL/Animal Care Comp. Rate: \$168.50/total		169			General
<b>Total 55775 Animal Care</b>		<b>282</b>			
<b>55780 Consultant Expense</b>					
ANDREA RAMSEY/Consultant Comp. Rate: \$410.20 per invoice	N	410			General
BRANDON M LEWIS/Consultant					

**FEES, PROFESSIONAL AND OTHER SERVICES**

University of Mississippi (267-00)

Name of Agency

TYPE OF FEE AND NAME OF VENDOR	Retired w/ PERS	(1) Actual Expenses FY Ending June 30, 2022	(2) Estimated Expenses FY Ending June 30, 2023	(3) Requested Expenses FY Ending June 30, 2024	Fund Source
<i>Comp. Rate: \$368.48 per invoice</i> BRUCE A BERGER/Consultant	N	368			General
<i>Comp. Rate: \$2,092.39 per trip</i> BRYAN P MITCHELL/Consultant	N	592			General
<i>Comp. Rate: \$77.22 per invoice</i> CHANGERMAKER TALENT LLC/Consultant	N	77			General
<i>Comp. Rate: \$1,053.05 per invoice</i> CODY ROBERTS/Consultant	N	1,053			General
<i>Comp. Rate: \$.58 per mile</i> CONSULTANT EXPENSE/Consultant	N	36			General
<i>Comp. Rate: \$10,000-\$12,000 per year</i> DANNY BLURTON/Consultant	N		10,089	11,455	General
<i>Comp. Rate: \$710.08 per invoice</i> JAMIE YOUNG/Consultant	N	710			General
<i>Comp. Rate: \$.58 per mile</i> JOHN E MCARTHUR/Consultant	N	85			General
<i>Comp. Rate: \$171.99 per invoice</i> JOHNATHAN MARTIN/Consultant	N	172			General
<i>Comp. Rate: \$434.11 per invoice</i> JUDSON WATSON/Consultant	N	434			General
<i>Comp. Rate: \$74.20 per invoice</i> MAYO MALLETTE PLLC/Consultant	N	74			General
<i>Comp. Rate: \$33.60 per invoice</i> MISS MISSISSIPPI BUSINESS MANAGER/Consultant	N	34			General
<i>Comp. Rate: \$75 per invoice</i> Randall Pinkston/Consultant	N	75			General
<i>Comp. Rate: \$1,500 per interview</i> RCC Inspection Travel Fees Consultant/Consultant	N	1,500			General
<i>Comp. Rate: \$355.54 flat fee</i> RYAN JONES/Consultant	N	356			General
<i>Comp. Rate: \$781.90 per invoice</i> RYAN O TODD/Consultant	N	782			General
<i>Comp. Rate: \$394.24 per invoice</i> RYAN O TODD/Consultant	N	394			General
<i>Comp. Rate: \$.58 per mile</i> Travel & Reimbursable Expenses/Consultant	N	36			General
<i>Comp. Rate: \$2,418 per invoice</i>	N	2,418			General
<b>Total 55780 Consultant Expense</b>		<b>9,606</b>	<b>10,089</b>	<b>11,455</b>	
55785 Non-Consultant Expense					
ALEXANDRU LUPSASCA/Non Consultant Expense					
<i>Comp. Rate: \$415 per event</i>		415			General
BISWARANJAN BEHERA/Non Consultant Expense					
<i>Comp. Rate: \$414 per event</i>		414			General

**FEES, PROFESSIONAL AND OTHER SERVICES**

University of Mississippi (267-00)

Name of Agency

TYPE OF FEE AND NAME OF VENDOR	Retired w/ PERS	(1) Actual Expenses FY Ending June 30, 2022	(2) Estimated Expenses FY Ending June 30, 2023	(3) Requested Expenses FY Ending June 30, 2024	Fund Source
DIPANGKAR DUTTA/Non Consultant Expense <i>Comp. Rate: \$109 per event</i>		109			General
ETHEL YOUNG-MINOR/Non Consultant Expense <i>Comp. Rate: \$261 per event</i>		261			General
ETHEL YOUNG-MINOR/Non Consultant Expense <i>Comp. Rate: \$261 per event</i>		261			General
JOHN P SAMONDS/Non Consultant Expense <i>Comp. Rate: \$297 per event</i>	Y	297			General
JOHN P SAMONDS/Non Consultant Expense <i>Comp. Rate: \$228 per event</i>	Y	228			General
JOSHUA ROBERT HENDRICKSON/Speaker <i>Comp. Rate: \$74 per event</i>		74			General
KATERINA CHATZIOANNOU/Non Consultant Expense <i>Comp. Rate: \$876 per event</i>		876			General
MARTIN FRANK/Non Consultant Expense <i>Comp. Rate: \$138 per event</i>		138			General
MARTIN FRANK/Non Consultant Expense <i>Comp. Rate: \$551 per event</i>		551			General
MAUREEN LAWLER/Non Consultant Expense <i>Comp. Rate: \$26 per event</i>		26			General
MAUREEN LAWLER/Non Consultant Expense <i>Comp. Rate: \$321 per event</i>		321			General
NON-CONSULTANT EXP REIMB/Non Consultant Expense <i>Comp. Rate: \$8,000-\$9,500 per year</i>			8,300	9,327	General
PRAJWAL T MOHANMURTHY/Non Consultant Expense <i>Comp. Rate: \$690 per event</i>		690			General
ROBERT REED/Speaker <i>Comp. Rate: \$426 per event</i>		426			General
SAMUEL WRIGHT/Non Consultant Expense <i>Comp. Rate: \$1,213 per event</i>		1,213			General
SAPTAPARNA BHATTACHARYA/Non Consultant Expense <i>Comp. Rate: \$317 per event</i>		317			General
STEFANO CASTRO TOGNINI/Non Consultant Expense <i>Comp. Rate: \$463 per event</i>		463			General
ZARA BAGDASARIAN/Non Consultant Expense <i>Comp. Rate: \$824 per event</i>		824			General
<b>Total 55785 Non-Consultant Expense</b>		<b>7,904</b>	<b>8,300</b>	<b>9,327</b>	
55790 Other Professional Fees and Services					
55790/Other Professional Fees and Services <i>Comp. Rate: \$870,000 - \$930,000 per year</i>	N		916,639	930,000	General
ADAM STRINGER/Collaborative pianist <i>Comp. Rate: \$1,050 per semester</i>	N	1,050			General
ADAM STRINGER/Collaborative pianist <i>Comp. Rate: \$1,050 per semester</i>	N	1,050			General



**FEES, PROFESSIONAL AND OTHER SERVICES**

University of Mississippi (267-00)

Name of Agency

TYPE OF FEE AND NAME OF VENDOR	Retired w/ PERS	(1) Actual Expenses FY Ending June 30, 2022	(2) Estimated Expenses FY Ending June 30, 2023	(3) Requested Expenses FY Ending June 30, 2024	Fund Source
ALAN R. TEMBY/Custom Drill Writer <i>Comp. Rate: \$2,000 per invoice</i>	N	2,000			General
ALEXANDRA EVONNE HUI/Guest speaker <i>Comp. Rate: \$300 per day</i>	N	300			General
AMANDA J FLIFLET/Consultant <i>Comp. Rate: \$150/invoice</i>	N	150			General
AMERICAN PROGRAM BUREAU INC/Speaker <i>Comp. Rate: \$12,500 per event</i>	N	1,352			General
AMERICAN PROGRAM BUREAU INC/Speaker <i>Comp. Rate: One time travel cost</i>	N	1,052			General
AMY W EVANS/Graphic Design <i>Comp. Rate: \$50 per hour</i>	N	3,263			General
AMY W EVANS/Graphic Design <i>Comp. Rate: \$50 per hour</i>	N	2,038			General
AMY W EVANS/Graphic Design <i>Comp. Rate: \$50 per hour</i>	N	665			General
ANDREA RAMSEY MUSIC INC/Honorarium <i>Comp. Rate: \$1,500/total</i>	N	1,500			General
ANDREW K HOWORTH/Consultant <i>Comp. Rate: \$2,000 per case</i>	N	2,000			General
ANDREW K HOWORTH/Consultant <i>Comp. Rate: \$2,000 per case</i>	N	2,000			General
ANITA F LUDLOW/Accompanist <i>Comp. Rate: \$90 per invoice</i>	N	90			General
ANITA F LUDLOW/Accompanist <i>Comp. Rate: \$520 per invoice</i>	N	520			General
ANITA F LUDLOW/Accompanist <i>Comp. Rate: \$320 per invoice</i>	N	320			General
ANITA F LUDLOW/Accompanist <i>Comp. Rate: \$250 per invoice</i>	N	250			General
ANTHONY BEST DBA: BLUEGRASS RIDES/Student Welcome <i>Comp. Rate: \$1,805 Flat Rate</i>	N	1,805			General
ANYA BACKLUND DBA: BLUE FLOWER ARTS <i>Comp. Rate: \$2,500/total</i>	N	2,500			General
APPLIED MARKETING SCIENCE/Legal Fee <i>Comp. Rate: \$10,000/invoice</i>	N	10,000			General
ARDEN D DAVIS/Consultant <i>Comp. Rate: \$1,500/month</i>	N	1,500			General
ASSOCIATION OF ACADEMIC/Evaluator <i>Comp. Rate: \$300 per event</i>	N	300			General
BACK 40 TOURING INC/Spring Concert <i>Comp. Rate: \$44,420 Flat Rate</i>	N	44,420			General
BENJAMIN DUPRIEST/Speaker <i>Comp. Rate: \$300 per event</i>	N	300			General

**FEES, PROFESSIONAL AND OTHER SERVICES**

University of Mississippi (267-00)

Name of Agency

TYPE OF FEE AND NAME OF VENDOR	Retired w/ PERS	(1) Actual Expenses FY Ending June 30, 2022	(2) Estimated Expenses FY Ending June 30, 2023	(3) Requested Expenses FY Ending June 30, 2024	Fund Source
BRANDON M LEWIS/Musician <i>Comp. Rate: \$300 per event</i>	N	300			General
BRANDON M LEWIS/Musician <i>Comp. Rate: \$300 per event</i>	N	600			General
BRANDON M LEWIS/Musician <i>Comp. Rate: \$200 per event</i>	N	200			General
BRANDON M LEWIS/Musician <i>Comp. Rate: \$300 per event</i>	N	900			General
BRIAN HOLLAND/Honorarium <i>Comp. Rate: \$800 per lecture</i>	N	800			General
BRIAN STEPHEN HARAN/Composer <i>Comp. Rate: \$250 per score</i>	N	250			General
BRUCE A BERGER/Speaker <i>Comp. Rate: \$1,500 per event</i>	N	1,500			General
BRYAN P MITCHELL/Adjudicator <i>Comp. Rate: \$100 per day</i>	N	100			General
BRYAN P MITCHELL/Guest Director <i>Comp. Rate: \$400 per job</i>	N	400			General
CAMERON BLAKE JETER/Honorarium <i>Comp. Rate: \$500/lecture</i>	N	500			General
CARL E WIEMAN/Consultant <i>Comp. Rate: \$2,000 per workshop</i>	N	2,000			General
CARL EDMUND ROLLYSON/Honorarium <i>Comp. Rate: \$300 for speaker</i>	N	300			General
CARL SONNY LEYLAND/Consultant <i>Comp. Rate: \$1,000/total</i>	N	1,000			General
CARRIE BOUNDS/Pageant Judge <i>Comp. Rate: \$100 Flat Rate for Services</i>	N	100			General
CATHERINE ANN MAENZO/ASL Interpreter <i>Comp. Rate: \$180 per event</i>	Y	180			General
CATHERINE EGERSON/Graduation Stoles <i>Comp. Rate: \$30 per stole</i>	N	10,200			General
CHRISTINE ELECTRA WILLIAMSON/Pageant Judge <i>Comp. Rate: \$100 Flat Rate for Services</i>	N	100			General
CONSULTING SERVICE FOR 403 (B)/Retirement Account <i>Comp. Rate: \$12,485 per invoice</i>	N	12,485			General
CONSULTING SERVICE FOR 403 (B)/Retirement Account <i>Comp. Rate: \$12,731 per invoice</i>	N	12,731			General
COURTNEY LERON MOSLEY/Musician <i>Comp. Rate: \$750 per arrangement</i>	N	750			General
CRAIG E BRASFIELD/Consultant <i>Comp. Rate: \$500/training</i>	N	500			General
CREIGHTON HOLDER/Collaborative pianist <i>Comp. Rate: \$2000/half semester</i>	N	2,000			General

**FEES, PROFESSIONAL AND OTHER SERVICES**

University of Mississippi (267-00)

Name of Agency

TYPE OF FEE AND NAME OF VENDOR	Retired w/ PERS	(1) Actual Expenses FY Ending June 30, 2022	(2) Estimated Expenses FY Ending June 30, 2023	(3) Requested Expenses FY Ending June 30, 2024	Fund Source
CREIGHTON HOLDER/Collaborative pianist <i>Comp. Rate: \$2000/half semester</i>	N	2,000			General
CREIGHTON HOLDER/Collaborative pianist <i>Comp. Rate: \$2000/half semester</i>	N	400			General
D#19004854 PARTIAL LYCEUM AGENCY/ <i>Comp. Rate:</i>	N	1,650			General
D#19006082 SJM Premier Medical Covid Testing/Lab & Testing <i>Comp. Rate: (\$1,150)</i>	N	(1,150)			General
D#19008121 FANNIE LOU HAMER/Performer <i>Comp. Rate: \$7,500/performance</i>	N	7,500			General
D#19008510 KLEIN & RENTSCH/Performer <i>Comp. Rate: \$2,000/performance</i>	N	2,000			General
DALLAS CUPIT/Pageant Judge <i>Comp. Rate: \$100 Flat Rate for Services</i>	N	100			General
DAMEIN WASH/Musician <i>Comp. Rate: \$2,000 per event</i>	Y	2,000			General
DANA MARIE ENGELBERT/Freelance Writing <i>Comp. Rate: \$150 per story</i>	N	450			General
DANA MARIE ENGELBERT/Freelance Writing <i>Comp. Rate: \$150 per story</i>	N	150			General
DANA MARIE ENGELBERT/Freelance Writing <i>Comp. Rate: \$150 per story</i>	N	150			General
DANIEL,COKER, HORTON & BELL/Case Advisor <i>Comp. Rate: \$500 per case</i>	N	2,000			General
DANIEL,COKER, HORTON & BELL/Case Advisor <i>Comp. Rate: \$500 per case</i>	N	3,000			General
DANIELLE A MAURY/Pageant Judge <i>Comp. Rate: \$100 Flat Rate for Services</i>	N	100			General
DANNY BLURTON/Guest Soloist <i>Comp. Rate: \$300 per day</i>	N	900			General
DAVID E ROZIER JR DBA: ROZIER LAW FIRM <i>Comp. Rate: \$2,000/case</i>	N	2,000			General
DAVID E ROZIER JR/Consultant <i>Comp. Rate: \$2,000/case</i>	N	2,000			General
DAVID E ROZIER JR/Consultant <i>Comp. Rate: \$2,000/case</i>	N	2,000			General
DAVID E ROZIER JR/Consultant <i>Comp. Rate: \$1,000/case</i>	N	1,000			General
DAVID HALL ENTERTAINMENT INC/Student Activity <i>Comp. Rate: \$2,650 Flat Rate Per Contract</i>	N	2,650			General
DAVID SHIRLEY/Legal Interviewer <i>Comp. Rate: \$15.00 per hour</i>	N	210			General
DAVID SHIRLEY/Legal Interviewer <i>Comp. Rate: \$15.00 per hour</i>	N	180			General

**FEES, PROFESSIONAL AND OTHER SERVICES**

University of Mississippi (267-00)

Name of Agency

TYPE OF FEE AND NAME OF VENDOR	Retired w/ PERS	(1) Actual Expenses FY Ending June 30, 2022	(2) Estimated Expenses FY Ending June 30, 2023	(3) Requested Expenses FY Ending June 30, 2024	Fund Source
DEBORAH BENSON WALSH DBA: CHANGEMAKER <i>Comp. Rate: \$15,000 per event</i>	N	15,000			General
DECEMBER 2021 SECURITY FOR SOC/Security <i>Comp. Rate: \$3,917 per invoice</i>	N	3,917			General
DOC 19004304 ADAM GUETTEL/Lecturer <i>Comp. Rate: \$5,000 per lecture</i>	N	5,000			General
DONALD SAXON/Student Activity <i>Comp. Rate: \$500 per event</i>	N	500			General
DRENETT BURCHFIELD/Provider Liability Insurance <i>Comp. Rate: \$111 per year</i>	N	111			General
EDITH ANN COX/Instrument Repair <i>Comp. Rate: \$185/invoice</i>	N	185			General
EDITH ANN COX/Instrument Repair <i>Comp. Rate: \$60/invoice</i>	N	60			General
EFFIE M BURT DBA: EFFIE'S SIGHTS & SOUNDS/Law School <i>Comp. Rate: \$15 per hour</i>	N	248			General
ELIZABETH SANFORD STRICKLAND/Student Activity <i>Comp. Rate: \$650 per event</i>	N	650			General
ELIZABETH VAUGHN/Provider Liability Insurance <i>Comp. Rate: \$111 per year</i>	N	111			General
ELLEN CLAIR LAMB/Literary Judge <i>Comp. Rate: \$2,500 flat rate</i>	N	2,500			General
EMT AGENCY/Lecturer <i>Comp. Rate: \$625 per lecture</i>	N	625			General
ERIC A HIRSCH/Custom Music Arrangement <i>Comp. Rate: \$500 per arrangement</i>	N	500			General
ERIN PARSONS GARRETT/Freelance Writing <i>Comp. Rate: \$250 per story</i>	N	500			General
ERIN PARSONS GARRETT/Freelance Writing <i>Comp. Rate: \$250 per story</i>	N	500			General
EVALUATIONS THRU 09/23/2021/Academic Consultant <i>Comp. Rate: \$110 per evaluation</i>	N	110			General
EVALUATIONS THRU 10/06/2021/Academic Consultant <i>Comp. Rate: \$110 per evaluation</i>	N	110			General
Facilities Assessment & Planning/Facilities Assessor <i>Comp. Rate: \$24,875 per invoice</i>	N	24,875			General
Facilities Assessment & Planning/Facilities Assessor <i>Comp. Rate: \$24,875 per invoice</i>	N	24,875			General
Facilities Assessment & Planning/Facilities Assessor <i>Comp. Rate: \$12,438 per invoice</i>	N	12,438			General
FORM 4720 FILING/Tax Preparation <i>Comp. Rate: \$825 per filing</i>	N	825			General
FORM 990-T & STATE RETURNS/Tax Preparation <i>Comp. Rate: \$3,675 per filing</i>	N	3,675			General

**FEES, PROFESSIONAL AND OTHER SERVICES**

University of Mississippi (267-00)

Name of Agency

TYPE OF FEE AND NAME OF VENDOR	Retired w/ PERS	(1) Actual Expenses FY Ending June 30, 2022	(2) Estimated Expenses FY Ending June 30, 2023	(3) Requested Expenses FY Ending June 30, 2024	Fund Source
FORM 990-T & STATE RETURNS/Tax Preparation <i>Comp. Rate: \$14,450 per filing</i>	N	14,450			General
FORMS 926 OR 8865 AS REQUESTED/Tax Preparation <i>Comp. Rate: \$400 per filing</i>	N	400			General
FRANC E NOEL/Consultant <i>Comp. Rate: \$1,500/Total</i>	N	1,500			General
FRANC E NOEL/Consultant <i>Comp. Rate: \$1,500/Total</i>	N	1,500			General
GARY GOLD/Consulting <i>Comp. Rate: \$75/day</i>	Y	1,075			General
GARY GOLD/Consulting <i>Comp. Rate: \$75/day</i>	Y	1,450			General
GEORGE W FAISON/Literary Judge <i>Comp. Rate: \$2,500 flat rate</i>	N	2,500			General
GRAND RIVER SOLUTIONS INC/Mediator <i>Comp. Rate: \$200/hour</i>	N	250			General
GRAND RIVER SOLUTIONS INC/Mediator <i>Comp. Rate: \$200/hour</i>	N	1,050			General
GRETA MARTIN/Consultant <i>Comp. Rate: \$500/case</i>	N	500			General
GRETA MARTIN/Consultant <i>Comp. Rate: \$2,000/case</i>	N	2,000			General
HALIMA SALAZAR/Speaker <i>Comp. Rate: \$250 per course</i>	N	250			General
HAYES PIPE ORGAN SERVICE INC/Organ repair <i>Comp. Rate: \$620.98/per invoice</i>	N	621			General
HEALING THROUGH THE SOUND OF MUSIC INC/Consultant <i>Comp. Rate: \$7,500/total</i>	N	7,500			General
HICKMAN FONDREN PLLC/Consultant <i>Comp. Rate: \$2,000/case</i>	N	2,000			General
HUNTER SMITH/Class D license reimbursement <i>Comp. Rate: \$29 per invoice</i>	N	29			General
HYDRO MODELING INC/Consultant <i>Comp. Rate: \$1,500 flat rate</i>	N	1,500			General
IN *S. ROBARDS & COMPANY , 334-8031185 , MS/Consultant <i>Comp. Rate: \$5,000/total</i>	N	5,000			General
INDEGENE INC/Honorarium <i>Comp. Rate: \$500/presentation</i>	N	500			General
JACKSON MCLAIN/Student Activity <i>Comp. Rate: \$400 per event</i>	N	400			General
JACKSON SEPULVADO/Student Activity <i>Comp. Rate: \$100 per event</i>	N	100			General
JAMES DENT MAY JR/Student Activity <i>Comp. Rate: \$500 per event</i>	N	500			General

**FEES, PROFESSIONAL AND OTHER SERVICES**

University of Mississippi (267-00)

Name of Agency

TYPE OF FEE AND NAME OF VENDOR	Retired w/ PERS	(1) Actual Expenses FY Ending June 30, 2022	(2) Estimated Expenses FY Ending June 30, 2023	(3) Requested Expenses FY Ending June 30, 2024	Fund Source
JAMES WILLIAMS CHAPMAN/Student Activity <i>Comp. Rate: \$200 per event</i>	N	200			General
JEFFREY HORN/Honorarium <i>Comp. Rate: \$500/lecture</i>	N	500			General
JEFFREY S REED/Audio/Visual <i>Comp. Rate: \$277.50/job</i>	N	278			General
JEFFREY S REED/Audio/Visual <i>Comp. Rate: \$1,170.00/invoice</i>	N	1,170			General
JEFREY S REED/Audio/Visual <i>Comp. Rate: \$227.50/job</i>	N	228			General
JENNIFER TAYLOR/Pageant Judge <i>Comp. Rate: \$100 Flat Rate for Services</i>	N	100			General
JEREMY S THOMPSON/Composer <i>Comp. Rate: \$180 per arrangement</i>	N	180			General
JEREMY VAUGHN DESIGN LLC/Graphic Design <i>Comp. Rate: \$50 per hour</i>	N	750			General
JIMA ALEXANDER/Pageant Judge <i>Comp. Rate: \$100 Flat Rate</i>	N	100			General
JOE WORTHEM/Photography <i>Comp. Rate: \$188 per invoice</i>	N	188			General
JOHN E MCARTHUR/Custom Drill Writer <i>Comp. Rate: \$100/day</i>	N	1,000			General
JOHN E MCARTHUR/Custom Drill Writer <i>Comp. Rate: \$100/day</i>	N	1,000			General
JOHN E MCARTHUR/Custom Drill Writer <i>Comp. Rate: \$100/day</i>	N	100			General
JOHN MIXON/Adjudicator <i>Comp. Rate: \$75 per day</i>	N	75			General
JOHN SAMPER/Honorarium <i>Comp. Rate: \$400/total</i>	N	400			General
JOHN SHERMAN DBA: SHERMAN SNO BIZ/Student Activity <i>Comp. Rate: \$150 per hour</i>	N	750			General
JOHN SHERMAN/Student Activity <i>Comp. Rate: \$150 per hour</i>	N	1,500			General
JOHN SHERMAN/Student Activity <i>Comp. Rate: \$150 per hour</i>	N	300			General
JOHN WARNER/Consultant <i>Comp. Rate: \$1,500 per workshop</i>	N	1,500			General
JONATHAN HAUPT/Literary Judge <i>Comp. Rate: \$2,500 flat rate</i>	N	2,500			General
JONATHAN SENGSIKY/Student Activity <i>Comp. Rate: \$500 Flat Rate for Services</i>	N	500			General
JOSEPH ANTHONY REED/Adjudicator <i>Comp. Rate: \$100/day</i>	N	100			General

**FEES, PROFESSIONAL AND OTHER SERVICES**

University of Mississippi (267-00)

Name of Agency

TYPE OF FEE AND NAME OF VENDOR	Retired w/ PERS	(1) Actual Expenses FY Ending June 30, 2022	(2) Estimated Expenses FY Ending June 30, 2023	(3) Requested Expenses FY Ending June 30, 2024	Fund Source
JOSEPH ANTHONY REED/Adjudicator <i>Comp. Rate: \$75/day</i>	N	75			General
JOSHUA MAGRUDER/Pageant Judge <i>Comp. Rate: \$100 Flat Rate for Services</i>	N	100			General
KEEGAN BRAXTON/Class D license <i>Comp. Rate: \$29 per invoice</i>	N	29			General
KELLY DAWN BARHAM/Artist <i>Comp. Rate: \$500 per event</i>	N	500			General
KELLY SWEARINGEN/Provider Liability Insurance <i>Comp. Rate: \$111 per year</i>	N	53			General
KEVIN BOZEMAN/Student Activity <i>Comp. Rate: \$3000 Flat Rate</i>	N	3,000			General
KEVIN COLE/Consulting <i>Comp. Rate: \$75/day</i>	Y	1,500			General
KNIGHT EADY SPORTS GROUP/Graphic Design <i>Comp. Rate: \$221 per job</i>	N	221			General
KRISTINE LINDER SIMPSON/Legal Analysis <i>Comp. Rate: \$50 per hour</i>	N	703			General
KRISTINE LINDER SIMPSON/Legal Analysis <i>Comp. Rate: \$50 per hour</i>	N	3,897			General
KRISTINE LINDER SIMPSON/Legal Analysis <i>Comp. Rate: \$50 per hour</i>	N	3,671			General
KRISTINE LINDER SIMPSON/Legal Analysis <i>Comp. Rate: \$50 per hour</i>	N	3,486			General
KRISTINE LINDER SIMPSON/Legal Analysis <i>Comp. Rate: \$50 per hour</i>	N	3,041			General
KRISTINE LINDER SIMPSON/Legal Analysis <i>Comp. Rate: \$50 per hour</i>	N	3,536			General
KRISTINE LINDER SIMPSON/Legal Analysis <i>Comp. Rate: \$50 per hour</i>	N	3,574			General
KRISTINE LINDER SIMPSON/Legal Analysis <i>Comp. Rate: \$50 per hour</i>	N	4,615			General
KRISTINE LINDER SIMPSON/Legal Analysis <i>Comp. Rate: \$50 per hour</i>	N	4,736			General
KRISTINE LINDER SIMPSON/Legal Analysis <i>Comp. Rate: \$50 per hour</i>	N	4,598			General
KRISTINE LINDER SIMPSON/Legal Analysis <i>Comp. Rate: \$50 per hour</i>	N	4,354			General
KRISTINE LINDER SIMPSON/Legal Analysis <i>Comp. Rate: \$50 per hour</i>	N	1,739			General
KRISTINE LINDER SIMPSON/Legal Analysis <i>Comp. Rate: \$50 per hour</i>	N	135			General
KRISTINE LINDER SIMPSON/Legal Analysis <i>Comp. Rate: \$50 per hour</i>	N	748			General

**FEES, PROFESSIONAL AND OTHER SERVICES**

University of Mississippi (267-00)

Name of Agency

TYPE OF FEE AND NAME OF VENDOR	Retired w/ PERS	(1) Actual Expenses FY Ending June 30, 2022	(2) Estimated Expenses FY Ending June 30, 2023	(3) Requested Expenses FY Ending June 30, 2024	Fund Source
KRISTINE LINDER SIMPSON/Legal Analysis <i>Comp. Rate: \$50 per hour</i>	N	704			General
KRISTINE LINDER SIMPSON/Legal Analysis <i>Comp. Rate: \$50 per hour</i>	N	669			General
KRISTINE LINDER SIMPSON/Legal Analysis <i>Comp. Rate: \$50 per hour</i>	N	584			General
KRISTINE LINDER SIMPSON/Legal Analysis <i>Comp. Rate: \$50 per hour</i>	N	679			General
KRISTINE LINDER SIMPSON/Legal Analysis <i>Comp. Rate: \$50 per hour</i>	N	686			General
KRISTINE LINDER SIMPSON/Legal Analysis <i>Comp. Rate: \$50 per hour</i>	N	886			General
KRISTINE LINDER SIMPSON/Legal Analysis <i>Comp. Rate: \$50 per hour</i>	N	909			General
KRISTINE LINDER SIMPSON/Legal Analysis <i>Comp. Rate: \$50 per hour</i>	N	882			General
KRISTINE LINDER SIMPSON/Legal Analysis <i>Comp. Rate: \$50 per hour</i>	N	836			General
KRISTINE LINDER SIMPSON/Legal Analysis <i>Comp. Rate: \$50 per hour</i>	N	334			General
KYION WHITE/Photography <i>Comp. Rate: \$200 per job</i>	N	200			General
LARRY LYNN GOOCH/Consulting <i>Comp. Rate: \$50/day</i>	N	500			General
LATRISHEL BESSELLE GRIFFITH/Pageant Judge <i>Comp. Rate: \$100 Flat Rate for Services</i>	N	100			General
LATRISHEL BESSELLE GRIFFITH/Pageant Judge <i>Comp. Rate: \$100 Flat Rate for Services</i>	N	(100)			General
LAUREN CELANO/Speaker <i>Comp. Rate: \$6,500/event</i>	N	5,750			General
LAUREN DUNCAN/Adjudicator <i>Comp. Rate: \$75/day</i>	N	75			General
LAUREN DUNCAN/Adjudicator <i>Comp. Rate: \$100/day</i>	N	100			General
LEIGH S CURRY/Literary Judge <i>Comp. Rate: \$1,041 flat rate</i>	N	1,041			General
LIN, MENG-CHIEH/Academic Consultant <i>Comp. Rate: \$110 per evaluation</i>	N	110			General
LISA FRATESI IVY/Pageant Judge <i>Comp. Rate: \$100 Flat Rate for Services</i>	N	100			General
LISA M LEE/Honorarium <i>Comp. Rate: \$1,000/lecture</i>	N	1,000			General
MAGNOLIA RENTAL AND SALES INC/Student Activity <i>Comp. Rate: \$400 Flat Rate for Event</i>	N	400			General



**FEES, PROFESSIONAL AND OTHER SERVICES**

University of Mississippi (267-00)

Name of Agency					
TYPE OF FEE AND NAME OF VENDOR	Retired w/ PERS	(1) Actual Expenses FY Ending June 30, 2022	(2) Estimated Expenses FY Ending June 30, 2023	(3) Requested Expenses FY Ending June 30, 2024	Fund Source
MALIA CAROTHERS/NewsWatch Consultant <i>Comp. Rate: \$40 per hour</i>	N	1,600			General
MALIA CAROTHERS/NewsWatch Consultant <i>Comp. Rate: \$40 per hour</i>	N	1,600			General
MARIANNE SCHMOCKER/Consultant <i>Comp. Rate: \$6,000/total</i>	N	6,000			General
MARIANNE SCHMOCKER/Consultant <i>Comp. Rate: \$200/total</i>	N	200			General
MATTHEW JOHN NIELSON DBA: GREEN GROVES <i>Comp. Rate: \$393.75 per invoice</i>	N	394			General
MATTHEW JOHN NIELSON DBA: GREEN GROVES <i>Comp. Rate: \$492.45 per invoice</i>	N	492			General
MEDICAL ASSURANCE COMPANY OF MS/Provider Liability <i>Comp. Rate: \$1,578 per year</i>	N	789			General
MEDICAL ASSURANCE COMPANY OF MS/Provider Liability <i>Comp. Rate: \$1,578 per year</i>	N	789			General
MEGAN SCHRAMM-POSSINGER/Enrollment Management <i>Comp. Rate: \$100.00/per hour</i>	N	3,350			General
MEGAN SCHRAMM-POSSINGER/Enrollment Management <i>Comp. Rate: \$100.00/per hour</i>	N	2,550			General
MEGAN SCHRAMM-POSSINGER/Enrollment Management <i>Comp. Rate: \$100.00/per hour</i>	N	3,650			General
MEGAN SCHRAMM-POSSINGER/Enrollment Management <i>Comp. Rate: \$100.00/per hour</i>	N	3,500			General
MEGAN SCHRAMM-POSSINGER/Enrollment Management <i>Comp. Rate: \$100.00/per hour</i>	N	3,200			General
MEGAN SCHRAMM-POSSINGER/Enrollment Management <i>Comp. Rate: \$100.00/per hour</i>	N	175			General
MEGAN SCHRAMM-POSSINGER/Enrollment Management <i>Comp. Rate: \$100.00/per hour</i>	N	900			General
MELINDA FRIDDLE/Literary Judge <i>Comp. Rate: \$2,500 flat rate</i>	N	2,500			General
MELISSA REILLY/Speaker <i>Comp. Rate: \$119/hour</i>	N	2,143			General
MEMPHIS SYMPHONY ORCHESTRA INC/Artist <i>Comp. Rate: \$10,000 per contract</i>	N	10,000			General
MERCER UNIVERSITY/Lecturer <i>Comp. Rate: \$82,020 per semester</i>	N	82,020			General
MERCER UNIVERSITY/Lecturer <i>Comp. Rate: \$82,020 per semester</i>	N	82,020			General
MICHAEL IVY/Adjudicator <i>Comp. Rate: \$100/day</i>	N	100			General
MICHAEL IVY/Adjudicator <i>Comp. Rate: \$75/day</i>	N	75			General

**FEES, PROFESSIONAL AND OTHER SERVICES**

University of Mississippi (267-00)

Name of Agency

TYPE OF FEE AND NAME OF VENDOR	Retired w/ PERS	(1) Actual Expenses FY Ending June 30, 2022	(2) Estimated Expenses FY Ending June 30, 2023	(3) Requested Expenses FY Ending June 30, 2024	Fund Source
MICHAEL K SWANN/Adjudicator <i>Comp. Rate: \$100/day</i>	N	100			General
MICHAEL K SWANN/Adjudicator <i>Comp. Rate: \$75/day</i>	N	75			General
MICHAEL K SWANN/Adjudicator/Consultant <i>Comp. Rate: \$75/day</i>	N	500			General
MICHAEL LOGAN/OXFORD ALL-STARS BAND/Musician <i>Comp. Rate: \$1,200 per event</i>	N	1,200			General
MICHAEL N GALLANT DBA: ARTIFICIAL ICE EVENTS <i>Comp. Rate: \$9,216 per event</i>	N	9,126			General
MINNIE BRUCE PRATT/Honorarium <i>Comp. Rate: \$2,500/lecture</i>	N	2,500			General
MISS MISSISSIPPI CORPORATION/Student Sponsor <i>Comp. Rate: \$375 per student</i>	N	375			General
MONICA S HERN/Piano Tuning <i>Comp. Rate: \$150 per piano</i>	N	150			General
MS.GOV MSBML , EGOV.COM , MS/MS Board of Medical <i>Comp. Rate: \$308.64/year</i>	N	309			General
MS.GOV NURSING , EGOV.COM , MS/License verification for <i>Comp. Rate: \$25/request</i>	N	28			General
MSDS - DIVISION OF RADIOLOGICAL HEALTH/Medical <i>Comp. Rate: \$2,278 per invoice</i>	N	2,278			General
NELL LUTER FLOYD/Public Realties <i>Comp. Rate: \$350/article</i>	N	700			General
Nicole Kamman/Cleaning <i>Comp. Rate: \$50 per hour</i>	N	150			General
NORTH MISSISSIPPI PARTY RENTALS/Student Activity <i>Comp. Rate: \$349 per event</i>	N	349			General
NOVEMBER 2021 SECURITY FOR CROSSWALKS/Security <i>Comp. Rate: \$4,023 per invoice</i>	N	4,023			General
NOVEMBER 2021 SECURITY FOR SOC/Security <i>Comp. Rate: \$5,265 per invoice</i>	N	5,265			General
NSO/HEALTHCARE MALPINS , 800-2471500 , PA/Provider <i>Comp. Rate: \$111 per year</i>	N	111			General
OCTOBER 2021 SECURITY FOR SOC/Security <i>Comp. Rate: \$5,670 per invoice</i>	N	5,670			General
OXFORD PHOTOBOMB LLC/Photography <i>Comp. Rate: \$100 per hour</i>	N	850			General
OXFORD PHOTOBOMB LLC/Photography <i>Comp. Rate: \$100 per hour</i>	N	850			General
OXFORD PHOTOBOMB LLC/Photography <i>Comp. Rate: \$100 per hour</i>	N	850			General
OXFORD PHOTOBOMB LLC/Photography <i>Comp. Rate: \$100 per hour</i>	N	850			General

**FEES, PROFESSIONAL AND OTHER SERVICES**

University of Mississippi (267-00)

Name of Agency

TYPE OF FEE AND NAME OF VENDOR	Retired w/ PERS	(1) Actual Expenses FY Ending June 30, 2022	(2) Estimated Expenses FY Ending June 30, 2023	(3) Requested Expenses FY Ending June 30, 2024	Fund Source
PATRICK P DAILY JR/Student Activity <i>Comp. Rate: \$740 Flat Rate for Services</i>	N	750			General
PAUL J MORGAN/Adjudicator <i>Comp. Rate: \$75/day</i>	N	75			General
PAUL WOODS/Class D license reimbursement <i>Comp. Rate: \$57 per invoice</i>	N	57			General
PAULA STEERS FARESE/Title IX training <i>Comp. Rate: Per training</i>	N	500			General
PERRY SANSING/Conference Fee <i>Comp. Rate: Flat Registration Fee</i>	N	325			General
PLAN B LLC DBA: NEON ENTERTAINMENT/Student Activity <i>Comp. Rate: \$3,800 Flat Rate</i>	N	3,800			General
PLAN B LLC DBA: NEON ENTERTAINMENT/Student Activity <i>Comp. Rate: \$2,650 Flat Rate</i>	N	2,650			General
PLAN B LLC DBA: NEON ENTERTAINMENT/Student Activity <i>Comp. Rate: \$2,250 Flat Rate</i>	N	2,250			General
PREFERRED ENTERTAINMENT/Student Activity <i>Comp. Rate: \$1,450 Flat Rate</i>	N	1,450			General
PREFERRED SYSTEMS DBA: PREFERRED <i>Comp. Rate: \$1,750 Flat Rate</i>	N	1,750			General
PREFERRED SYSTEMS/Student Activity <i>Comp. Rate: \$1,750 Flat Rate</i>	N	1,750			General
PRESIDIO BRASS LLC/Consultant <i>Comp. Rate: \$3,750/total</i>	N	3,750			General
QUALITY GROUP OF JACKSON LLC/Consultant <i>Comp. Rate: \$257 per invoice</i>	N	257			General
RALPH DIDLAKE/Honorarium <i>Comp. Rate: \$500/lecture</i>	N	500			General
RANDALL ANDREW CHAPPELL/ASL Interpreter <i>Comp. Rate: \$180 per event</i>	N	1,500			General
ROBERT ALEXANDER GILBERT/Musician <i>Comp. Rate: \$300/event</i>	N	300			General
ROBERT GRAHAM/Dispatch Management <i>Comp. Rate: \$2,765 per invoice</i>	N	2,765			General
RYAN O TODD/Guest Soloist <i>Comp. Rate: \$300/day</i>	N	900			General
SCOTT BOERMAN/Custom Music Arrangement <i>Comp. Rate: \$500/invoice</i>	N	500			General
SECRETARY OF STATE/Notary application fee for Elizabeth J <i>Comp. Rate: \$25.00 per application</i>	N	25			General
Security August 2021 Crosswalks/Security <i>Comp. Rate: \$1,418 per invoice</i>	N	1,418			General
SECURITY FOR APRIL 2022 CROSSWALKS/Security <i>Comp. Rate: \$3,962 per invoice</i>	N	3,962			General

**FEES, PROFESSIONAL AND OTHER SERVICES**

University of Mississippi (267-00)

Name of Agency

TYPE OF FEE AND NAME OF VENDOR	Retired w/ PERS	(1) Actual Expenses FY Ending June 30, 2022	(2) Estimated Expenses FY Ending June 30, 2023	(3) Requested Expenses FY Ending June 30, 2024	Fund Source
SECURITY FOR APRIL 2022 SOC/Security <i>Comp. Rate: \$5,400 per invoice</i>	N	5,400			General
Security for August 2021 SOC/Security <i>Comp. Rate: \$5,940 per invoice</i>	N	5,940			General
SECURITY FOR CROSSWALKS/Security <i>Comp. Rate: \$2,018 per invoice</i>	N	2,018			General
SECURITY FOR HOTTY TODDY HOLIDAYS SILENT/Security <i>Comp. Rate: \$112 per invoice</i>	N	112			General
SECURITY FOR OCTOBER 2021 CROSSWALKS/Security <i>Comp. Rate: \$4,182 per invoice</i>	N	4,182			General
Security for Sept 2021 SOC/Security <i>Comp. Rate: \$5,670 per invoice</i>	N	5,670			General
Security for Silent Disco/Security <i>Comp. Rate: \$84 per invoice</i>	N	84			General
Security for SOC/Security <i>Comp. Rate: \$5,670 per invoice</i>	N	5,670			General
SECURITY FOR SOC/Security <i>Comp. Rate: \$5,373 per invoice</i>	N	5,373			General
SECURITY FOR VACCINATION SITE/Security <i>Comp. Rate: \$2,592 per invoice</i>	N	2,592			General
Security Sept. 2021 Crosswalks/Security <i>Comp. Rate: \$4,249 per invoice</i>	N	4,249			General
SECURITY SERVICE FOR "STOMP ON"/Consultant <i>Comp. Rate: \$168 per invoice</i>	N	168			General
SECURITY SERVICE/Consultant <i>Comp. Rate: \$86 per invoice</i>	N	86			General
SECURITY SERVICES FOR SOC/Security <i>Comp. Rate: \$5,923 per invoice</i>	N	5,923			General
Security Services/Security <i>Comp. Rate: \$2,940 per invoice</i>	N	2,940			General
Security/Security <i>Comp. Rate: \$90 per invoice</i>	N	90			General
Security/Security <i>Comp. Rate: \$2,385 per invoice</i>	N	2,385			General
SHOSTAK AWARD/Lecturer Award <i>Comp. Rate: \$4,751 flat rate</i>	N	4,751			General
SIGHTLINES LLC/Facilities Assessment & Planning <i>Comp. Rate: \$6,500 per assessment</i>	N	6,500			General
SIGHTLINES LLC/Facilities Assessment & Planning <i>Comp. Rate: \$6,500 per assessment</i>	N	18,700			General
SIGHTLINES LLC/Facilities Assessment & Planning <i>Comp. Rate: \$6,500 per assessment</i>	N	21,131			General
SILENT EVENTS INC/Student Activity <i>Comp. Rate: \$9,250 Flat Rate</i>	N	9,250			General

**FEES, PROFESSIONAL AND OTHER SERVICES**

University of Mississippi (267-00)

Name of Agency					
<b>TYPE OF FEE AND NAME OF VENDOR</b>	<b>Retired w/ PERS</b>	<b>(1) Actual Expenses FY Ending June 30, 2022</b>	<b>(2) Estimated Expenses FY Ending June 30, 2023</b>	<b>(3) Requested Expenses FY Ending June 30, 2024</b>	<b>Fund Source</b>
SJM PREMIER MEDICAL GROUP LLC/Consultant <i>Comp. Rate: \$1,150/invoice</i>	N	1,150			General
SOCI/ANTHRO LECTURE SERIES AWARD/Honorarium <i>Comp. Rate: \$1,500/total</i>	N	1,500			General
SOCI/ANTHRO LECTURE SERIES AWARD/Honorarium <i>Comp. Rate: flat fee of \$1,500 per engagement</i>	N	1,500			General
SPORTS MANAGEMENT GROUP LLC/Student Activity <i>Comp. Rate: \$17,600 Flat Rate Per Contract</i>	N	17,600			General
SPORTS MANAGEMENT GROUP/Student Activity <i>Comp. Rate: \$4,625 Flat Rate Per Contract</i>	N	4,625			General
STACEY W GOLMON/Consultant <i>Comp. Rate: \$500/case</i>	N	500			General
STACY D RODGERS/Collaborative pianist <i>Comp. Rate: \$2200/half semester</i>	Y	2,200			General
STACY D RODGERS/Collaborative pianist <i>Comp. Rate: \$2200/half semester</i>	Y	2,200			General
STEFAN JON ESTERLEY/ASL Interpreter <i>Comp. Rate: \$540 per event</i>	N	540			General
STEFAN JON ESTERLEY/ASL Interpreter <i>Comp. Rate: \$180 per event</i>	N	180			General
STEGALL NOTARY SERVICE/Notary Fee <i>Comp. Rate: \$158/invoice</i>	N	158			General
STUDIO WHIMZY/Artist <i>Comp. Rate: \$3,580.00 flat fee</i>	N	3,580			General
SUSAN C SLAUGHTER/Pageant Judge <i>Comp. Rate: \$100 Flat Rate for Services</i>	N	100			General
TCSWARE INC/Consultant <i>Comp. Rate: \$400 Flat Rate</i>	N	400			General
TENOLA PLAXICO/Photography <i>Comp. Rate: \$250 per headshot</i>	N	500			General
THE LAVIN AGENCY, INC/Honorarium <i>Comp. Rate: \$7,800/day</i>	N	7,800			General
THE MURDER MYSTERY COMPANY/Student Activity <i>Comp. Rate: \$2,299 per event</i>	N	2,299			General
THE STOMP COMPANY LP/Consultant <i>Comp. Rate: \$28,620/total</i>	N	28,620			General
THE STOMP EQUIPMENT COMPANY LLC/Consultant <i>Comp. Rate: \$3,000/total</i>	N	3,000			General
THE STUDIO OF CHARLIE BUCKLEY/Artist <i>Comp. Rate: \$8,000 per commission</i>	N	8,000			General
THOMAS A SANDERS/Consulting <i>Comp. Rate: \$100/day</i>	N	500			General
THOMAS KARL WARBURTON/Consulting <i>Comp. Rate: \$100 per event</i>	N	100			General

**FEES, PROFESSIONAL AND OTHER SERVICES**

University of Mississippi (267-00)

Name of Agency

TYPE OF FEE AND NAME OF VENDOR	Retired w/ PERS	(1) Actual Expenses FY Ending June 30, 2022	(2) Estimated Expenses FY Ending June 30, 2023	(3) Requested Expenses FY Ending June 30, 2024	Fund Source
TIMOTHY HOPKINS/Pageant Judge <i>Comp. Rate: \$100 Flat Rate for Services</i>	N	100			General
TOLLISON LAW FIRM PA/Consultant <i>Comp. Rate: \$2,000/case</i>	N	2,000			General
TUPELO PHOTOGRAPHIC INC/Photography <i>Comp. Rate: \$575 per invoice</i>	N	575			General
UNIVERSITY OF MISSISSIPPI MEDICAL CENTER/Clinical <i>Comp. Rate: \$20 per hour</i>	N	1,750			General
UNIVERSITY OF MISSISSIPPI MEDICAL CENTER/Clinical <i>Comp. Rate: \$20 per hour</i>	N	1,625			General
UNIVERSITY OF MISSISSIPPI MEDICAL CENTER/Clinical <i>Comp. Rate: \$20 per hour</i>	N	1,420			General
VERONICA A MAKOWSKY/Literary Judge <i>Comp. Rate: \$2,500 flat rate</i>	N	2,500			General
WILLIAM LEDYARD WILLIAMSON/Consultant <i>Comp. Rate: \$500/case</i>	N	500			General
WILLIAM M MURPHY/Entertainer <i>Comp. Rate: \$50 Flat Rate</i>	N	50			General
WILLIAM P DABNEY/Photography <i>Comp. Rate: \$45 per hour</i>	N	220			General
WILLIAM P DABNEY/Photography <i>Comp. Rate: \$45 per hour</i>	N	90			General
WILLIAM P DABNEY/Photography <i>Comp. Rate: \$45 per hour</i>	N	188			General
WILLIAM P DABNEY/Photography <i>Comp. Rate: \$45 per hour</i>	N	90			General
WILLIAM THOMAS OAKES III DBA OAKES CREATIVE <i>Comp. Rate: \$40/hour</i>	N	310			General
YAZMIN GOULET/Graphic Design <i>Comp. Rate: \$40/hour</i>	N	4,500			General
YAZMIN GOULET/Graphic Design <i>Comp. Rate: \$40/hour</i>	N	1,040			General
<b>Total 55790 Other Professional Fees and Services</b>		<b>872,990</b>	<b>916,639</b>	<b>930,000</b>	
<b>GRAND TOTAL</b>		<b>1,244,751</b>	<b>1,306,990</b>	<b>1,368,679</b>	

**VEHICLE PURCHASE DETAILS**

University of Mississippi (267-00)

Name of Agency

<b>Year</b>	<b>Model</b>	<b>Person(s) Assigned To</b>	<b>Vehicle Purpose/Use</b>	<b>Replacement Or New?</b>	<b>FY2024 Req. Cost</b>
-------------	--------------	------------------------------	----------------------------	--------------------------------	-----------------------------

TOTAL VEHICLE REQUEST

**VEHICLE INVENTORY  
AS OF JUNE 30, 2022**

University of Mississippi (267-00)

Name of Agency

Vehicle Type	Vehicle Description	Model Year	Model	Person(s) Assigned To	Purpose/Use	Tag Number	Mileage on 6-30-2022	Average Miles per Year	Replacement Proposed	
									FY2023	FY2024
W	Pick-Up	1990	Dakota	Landscape Services	Facilities Management	G-01770	128,157	0		
P	Pick-Up	1997	Ranger	Airport	Passenger	G-03604	50,673	0		
W	Other	1995	WRA	F M - PowerLine Shop	Facilities Management	G-05439	129,001	0		
W	Mini Van	1998	Windstar	F M - HVAC Shop	Facilities Management	G-05441	120,806	985		
P	Sedan	1997	Lumina	School of Accountancy	Passenger	G-05803	60,762	0		
W	Miscellaneous Truck	1998	C7500	M M R I	Cargo	G-06539	93,447	0		
W	Mini Van	1998	Windstar	Printing Services	Cargo	G-06773	94,553	1,545		
W	Pick-Up	1998	2500	Landscape Services	Facilities Management	G-06834	109,121	1,347		
W	Miscellaneous Truck	2000	4700	F M - Trucking	Cargo	G-10818	42,794	90		
W	Miscellaneous Truck	2000	4700	F M - Trucking	Cargo	G-10819	33,068	1,788		
W	Cargo Van	2001	B1500	F M - Technical Services	Facilities Management	G-13857	34,612	314		
W	Pick-Up	2001	1500	F M - HVAC Shop	Facilities Management	G-13858	99,053	2,026		
W	Pick-Up	2001	Ram 1500	F M - Carpenter Shop	Facilities Management	G-13860	83,486	5,520		
W	Pick-Up	2001	Ram 1500	F M - Trucking	Other	G-13861	129,881	3,731		
W	Cargo Van	2001	B1500	F M - Electric Shop	Facilities Management	G-13863	75,394	2,251		
W	Pick-Up	2001	Ram 1500	F M - Wastewater Treatment	Facilities Management	G-13864	83,872	3,369		
W	Pick-Up	2001	Ram 1500	F M - Paint Shop	Facilities Management	G-13865	69,918	4,091		
W	Pick-Up	2001	Ram 1500	F M - Boiler Shop	Facilities Management	G-13866	104,708	449		
W	Pick-Up	2001	Ranger	Theatre Arts	Cargo	G-17010	66,583	0		
W	Mini Van	2001	Windstar	Property Control	Other	G-17442	80,024	732		
W	Mini Van	2001	Windstar	Receiving	Other	G-17443	95,252	1,448		
W	Miscellaneous Truck	2002	470	Receiving	Cargo	G-18524	2,328	597		
W	Mini Van	2002	Caravan	F M - Custodial Service	Academic Recruitment	G-21802	175,387	4,443		
W	Pick-Up	2002	Ranger	Continuing Studies - Tupelo	Facilities Management	G-22036	39,253	174		
P	15-Passenger Van	2003	EX3	Parking & Transportation	Other	G-24249	165,615	2,251		
P	15-Passenger Van	2003	EX3	F M - Custodial Service	Other	G-24250	183,301	87		
W	Pick-Up	2003	F250	Landscape Services	Facilities Management	G-25415	74,302	2,036		

Vehicle Type: (P)assenger/(W)ork



**VEHICLE INVENTORY  
AS OF JUNE 30, 2022**

University of Mississippi (267-00)

Name of Agency

Vehicle Type	Vehicle Description	Model Year	Model	Person(s) Assigned To	Purpose/Use	Tag Number	Mileage on 6-30-2022	Average Miles per Year	Replacement Proposed	
									FY2023	FY2024
P	Sedan	2002	Taurus	Law School	Passenger	G-25964	86,612	59		
W	Miscellaneous Truck	1998	NPR	F M - Custodial Service	Cargo	G-27978	133,192	1,112		
W	Pick-Up	2004	C1500	F M - HVAC Shop	Cargo	G-28219	50,693	6,104		
P	Mini Van	2004	Caravan	Facilities Planning	Passenger	G-28220	85,034	743		
W	Mini Van	2005	Caravan	Distance Learning	Other	G-28711	171,045	1,398		
W	Pick-Up	2004	F250	Landscape Services	Facilities Management	G-29880	68,277	1,610		
W	SUV	2005	Cherokee	Property Control	Cargo	G-32451	73,846	4,434		
W	Miscellaneous Truck	2005	450	F M - Plumbing	Other	G-32729	20,627	942		
W	Mini Van	1997	Caravan	Band	Cargo	G-34775	213,468	0		
W	Cargo Van	2006	E350	F M - Custodial Service	Other	G-35565	104,571	5		
W	Miscellaneous Truck	1999	C7500	F M - PowerLine Shop	Other	G-35605	44,647	243		
W	Other	2005	Durapack	Landscape Services	Facilities Management	G-36123	116,048	4,366		
W	Pick-Up	2006	C1500	Office of Laboratory Services	Cargo	G-36396	25,493	1,306		
W	Mini Van	2006	Freestar	Campus Mail Services	Other	G-36510	62,794	753		
W	Other	2006	3DC	F M - Service Station	Other	G-36757	16,710	581		
W	Pick-Up	2007	Ranger	Landscape Services	Facilities Management	G-41327	49,422	7,362		
W	Pick-Up	2007	Ranger	Landscape Services	Facilities Management	G-41328	98,040	3,541		
W	Mini Van	2007	Caravan	Distance Learning	Other	G-41458	132,851	1,280		
W	Mini Van	2007	Caravan	Continuing Studies - Booneville	Other	G-41459	107,017	0		
P	Mini Van	2007	Caravan	F M - Administration	Other	G-41460	226,772	4,327		
P	Mini Van	2007	Caravan	Landscape Services	Passenger	G-44059	45,970	2,807		
W	SUV	2007	Durango	Enrollment Services	Academic Recruitment	G-44508	125,180	4,716		
W	Pick-Up	2000	CK2500	M M R I	Other	G-47215	203,122	1,163		
W	Pick-Up	2008	Ranger	Telecommunications	Facilities Management	G-47691	34,580	1,430		
W	Pick-Up	2008	Ranger	Telecommunications	Facilities Management	G-47692	29,956	1,374		
W	Pick-Up	2009	Ram 2500	Telecommunications	Facilities Management	G-48598	22,699	612		
P	Sedan	2009	Sentra	F M - Administration	Passenger	G-49324	156,459	1,337		
W	Other	2010	4300M7	Landscape Services	Facilities Management	G-52254	15,624	371		

Vehicle Type: (P)assenger/(W)ork

**VEHICLE INVENTORY  
AS OF JUNE 30, 2022**

University of Mississippi (267-00)

Name of Agency

Vehicle Type	Vehicle Description	Model Year	Model	Person(s) Assigned To	Purpose/Use	Tag Number	Mileage on 6-30-2022	Average Miles per Year	Replacement Proposed	
									FY2023	FY2024
W	Pick-Up	2010	Ranger	F M - Gen Maint Area B	Facilities Management	G-53527	69,210	2,589		
W	Pick-Up	2010	Ranger	F M - Custodial Service	Facilities Management	G-53528	78,959	5,372		
W	Pick-Up	2010	Ranger	F M - Custodial Service	Facilities Management	G-53529	69,914	3,768		
W	Pick-Up	2010	Ranger	F M - Night Maintenance	Facilities Management	G-53530	59,352	4,102		
P	Mini Van	2010	Grand Caravan	MS Judicial College	Passenger	G-54375	70,318	7,697		
W	Mini Van	2010	Grand Caravan	Telecommunications	Facilities Management	G-54576	35,955	1,040		
P	12-Passenger Van	2011	Express Van	Athletics - Vehicles	Athletics	G-55383	71,146	2,795		
P	12-Passenger Van	2011	Express Van	Athletics - Vehicles	Athletics	G-55384	67,687	1,986		
W	Pick-Up	2011	Ranger	F M - Boiler Shop	Facilities Management	G-55385	46,887	3,958		
W	Pick-Up	2011	Ranger	F M - HVAC Shop	Facilities Management	G-55386	62,756	5,949		
W	Miscellaneous Truck	2011	TC65	F M - PowerLine Shop	Facilities Management	G-55387	22,818	837		
W	Pick-Up	2011	Ranger	Telecommunications	Facilities Management	G-55398	13,862	393		
W	Miscellaneous Truck	2011	C3500	F M - Trucking	Facilities Management	G-55913	60,670	6,219		
W	Pick-Up	2011	F 150	F M - Trucking	Facilities Management	G-56258	46,336	6,333		
W	Miscellaneous Truck	2011	MRU	Landscape Services	Facilities Management	G-56486	73,256	5,732		
P	Pick-Up	2011	Silverado	Telecommunications	Passenger	G-57655	42,158	3,142		
P	Mini Van	2011	Grand Caravan	MS Judicial College	Passenger	G-57946	59,885	937		
W	Pick-Up	2011	F 150	Biology	Research	G-58298	116,725	5,097		
W	Cargo Van	2012	E 250	Receiving	Cargo	G-58541	20,852	2,724		
W	Pick-Up	2012	F 350	F M - Trucking	Facilities Management	G-58780	42,913	3,087		
P	Mini Van	2012	Grand Caravan	Enrollment Services	Passenger	G-59167	139,949	7,387		
P	12-Passenger Van	2012	Express Van	Athletics - Vehicles	Athletics	G-59187	62,096	0		
W	Miscellaneous Truck	2012	Dump Truck	F M - Plumbing	Facilities Management	G-59188	7,433	944		
W	Pick-Up	2012	F 150	F M - Carpenter Shop	Facilities Management	G-60161	45,243	4,800		
W	Pick-Up	2012	Colorado	F M - Night Maintenance	Facilities Management	G-60447	63,031	6,117		
W	Mini Van	2012	Grand Caravan	Telecommunications	Facilities Management	G-60736	13,511	1,342		
P	Mini Van	2013	Grand Caravan	Enrollment Services	Passenger	G-61832	148,352	14,269		
W	Pick-Up	2013	F 150	F M - Gen Maint Area C	Facilities Management	G-63353	28,354	5,662		

Vehicle Type: (P)assenger/(W)ork

**VEHICLE INVENTORY  
AS OF JUNE 30, 2022**

University of Mississippi (267-00)

Name of Agency

Vehicle Type	Vehicle Description	Model Year	Model	Person(s) Assigned To	Purpose/Use	Tag Number	Mileage on 6-30-2022	Average Miles per Year	Replacement Proposed	
									FY2023	FY2024
W	Pick-Up	2013	F 150	F M - Plumbing	Facilities Management	G-63354	36,517	4,399		
P	Mini Van	2013	Express Van	Athletics - Vehicles	Passenger	G-63436	63,450	1,242		
P	Mini Van	2013	Express Van	Athletics - Vehicles	Passenger	G-63437	49,891	1,309		
W	SUV	2013	Explorer	University Police Department	Law Enforcement	G-63862	52,542	4,810		
P	SUV	2014	Explorer	University & Public Events	Passenger	G-64411	34,202	829		
P	Mini Van	2001	LMT	Band	Passenger	G-64439	151,586	0		
P	Mini Van	2014	Grand Caravan	Enrollment Services	Passenger	G-65430	108,930	13,495		
P	Mini Van	2014	Grand Caravan	Enrollment Services	Passenger	G-65431	135,332	21,152		
P	Mini Van	2014	Grand Caravan	F M - Custodial Service	Passenger	G-65988	30,907	3,051		
W	Pick-Up	2014	F 150	F M - Custodial Service	Facilities Management	G-66764	31,606	4,477		
P	Mini Van	2014	Grand Caravan	Biology	Passenger	G-67504	72,819	8,483		
W	SUV	2015	Interceptor	University Police Department	Law Enforcement	G-67751	53,789	6,387		
P	Cargo Van	2015	Express Van	Athletics - Vehicles	Passenger	G-68317	42,724	0		
P	Mini Van	2015	Grand Caravan	Telecommunications	Passenger	G-68435	26,471	2,300		
P	Cargo Van	2015	Express Van	Athletics - Vehicles	Passenger	G-68513	37,218	0		
W	Pick-Up	2015	F250	N C P A	Research	G-69126	75,402	9,386		
W	Mini Van	2015	Express Van	Contractual Services	Facilities Management	G-69219	26,373	4,112		
P	Sedan	2015	Spark	University & Public Events	Passenger	G-69288	9,419	241		
W	SUV	2015	Escape	Parking & Transportation	Facilities Management	G-69406	26,980	3,762		
W	Sedan	2015	Police I	University Police Department	Law Enforcement	G-69813	89,807	16,493		
W	Pick-Up	2015	F150	Parking & Transportation	Facilities Management	G-70881	12,686	2,359		
W	Mini Van	2015	Express Van	University & Public Events	Facilities Management	G-70980	16,170	777		
P	Mini Van	2015	Transit Van	Parking & Transportation	Passenger	G-71198	40,949	1,154		
P	SUV	2016	Explorer	Athletics - Vehicles	Passenger	G-71358	76,674	12,621		
P	SUV	2016	Explorer	Athletics - Vehicles	Passenger	G-71359	72,090	11,707		
W	Pick-Up	2016	F250	Landscape Services	Facilities Management	G-71392	21,618	3,145		
W	Pick-Up	2016	F250	Landscape Services	Facilities Management	G-71393	21,886	3,424		
P	Sedan	2016	Fusion	Enrollment Services	Passenger	G-71440	92,327	13,199		

Vehicle Type: (P)assenger/(W)ork

**VEHICLE INVENTORY  
AS OF JUNE 30, 2022**

University of Mississippi (267-00)

Name of Agency

Vehicle Type	Vehicle Description	Model Year	Model	Person(s) Assigned To	Purpose/Use	Tag Number	Mileage on 6-30-2022	Average Miles per Year	Replacement Proposed	
									FY2023	FY2024
W	Pick-Up	2016	F150	F M - Electric Shop	Facilities Management	G-72308	34,121	4,388		
W	SUV	2016	Interceptor	University Police Department	Law Enforcement	G-72469	76,189	8,752		
W	Mini Van	2015	SV 200 Van	Information Technology	Facilities Management	G-72549	4,412	532		
W	Mini Van	2015	SV 200 Van	Campus Mail Services	Facilities Management	G-72808	30,000	6,116		
P	Sedan	2016	Impala	Jackson Clinical Pharmacy	Passenger	G-73376	82,623	9,042		
W	Pick-Up	2016	F150	F M - Fire Services	Facilities Management	G-73490	12,766	1,802		
W	Pick-Up	2016	F150	F M - Preventative Maintenance	Facilities Management	G-73495	39,512	9,423		
P	Mini Van	2016	Transit Van	Parking & Transportation	Passenger	G-73701	17,837	1,700		
P	Mini Van	2016	Transit Van	Biology	Passenger	G-73776	10,814	2,474		
P	Mini Van	2016	Transit Van	Biology	Passenger	G-73777	5,554	422		
W	Miscellaneous Truck	2017	M2106	Receiving	Facilities Management	G-73987	4,853	396		
P	SUV	2017	Escape	Jackson Clinical Pharmacy	Passenger	G-75055	72,004	8,329		
W	SUV	2017	Interceptor	University Police Department	Law Enforcement	G-75194	66,956	10,844		
W	Pick-Up	2017	F150	F M - Carpenter Shop	Facilities Management	G-75613	31,284	6,079		
W	Pick-Up	2017	F150	F M - Night Maintenance	Facilities Management	G-75614	34,791	6,167		
W	Mini Van	2017	SV 200 Van	Information Technology	Facilities Management	G-75616	8,838	1,681		
W	Pick-Up	2017	F350	Landscape Services	Facilities Management	G-75617	13,213	3,072		
W	Pick-Up	2017	F350	Athletics - Grounds	Facilities Management	G-75740	9,721	1,346		
W	Mini Van	2017	SV 200 Van	Library	Facilities Management	G-75805	5,447	586		
P	SUV	2017	Traverse	Campus Recreation	Passenger	G-75827	48,757	5,968		
P	SUV	2017	Traverse	Campus Recreation	Passenger	G-75828	52,097	4,356		
W	Pick-Up	2017	F250	F M - HVAC Shop	Facilities Management	G-75897	22,267	4,776		
P	Mini Van	2017	Grand Caravan	Jackson Clinical Pharmacy	Passenger	G-76586	47,837	10,228		
W	Pick-Up	2017	F-150	F M - Paint Shop	Facilities Management	G-76952	15,346	3,081		
W	Pick-Up	2017	F-150	F M - Custodial Service	Facilities Management	G-76953	19,834	3,513		
W	Pick-Up	2000	F450SD	Contractual Services	Facilities Management	G-77424	253,184	99		
P	SUV	2017	Explorer	Telecommunications	Passenger	G-77502	15,071	3,067		
P	Mini Van	2017	Grand Caravan	Student Housing	Passenger	G-78507	27,568	3,579		

Vehicle Type: (P)assenger/(W)ork

**VEHICLE INVENTORY  
AS OF JUNE 30, 2022**

University of Mississippi (267-00)

Name of Agency

Vehicle Type	Vehicle Description	Model Year	Model	Person(s) Assigned To	Purpose/Use	Tag Number	Mileage on 6-30-2022	Average Miles per Year	Replacement Proposed	
									FY2023	FY2024
P	Mini Van	2017	Express Van	Athletics - Vehicles	Passenger	G-78613	27,167	6,980		
P	SUV	2018	Pathfinder	Contractual Services	Passenger	G-78798	4,635	479		
W	Pick-Up	2018	F-150	Student Housing	Facilities Management	G-79172	8,370	2,761		
P	SUV	2018	Pathfinder	Office of Global Engagement	Passenger	G-79304	8,711	761		
W	Pick-Up	2017	F-550SD	Landscape Services	Facilities Management	G-79575	14,069	3,405		
W	Mini Van	2018	Grand Caravan	F M - Administration	Facilities Management	G-79791	11,711	1,978		
W	Mini Van	2018	Grand Caravan	F M - Administration	Facilities Management	G-79792	14,585	3,463		
W	SUV	2018	Rouge	F M - Administration	Facilities Management	G-80104	10,480	2,496		
W	SUV	2018	Explorer	University Police Department	Law Enforcement	G-80105	63,551	13,694		
W	SUV	2018	Explorer	University Police Department	Law Enforcement	G-80106	67,163	15,064		
W	Pick-Up	2018	Frontier	F M - Gen Maint Area A	Facilities Management	G-80414	19,286	4,732		
W	Pick-Up	2018	Frontier	F M - Boiler Shop	Facilities Management	G-80415	23,068	4,255		
W	Pick-Up	2018	Frontier	F M - Electric Shop	Facilities Management	G-80416	19,368	5,098		
P	SUV	2018	Rouge	Parking & Transportation	Passenger	G-80874	34,296	13,348		
W	Pick-Up	2018	Frontier	University Police Department	Facilities Management	G-81633	20,566	3,893		
W	Pick-Up	2018	Frontier	Student Housing	Facilities Management	G-81831	13,574	4,933		
W	Pick-Up	2019	Ram 1500	Athletics - Facility/Events Mgmnt	Facilities Management	G-82681	10,603	3,532		
W	Mini Van	2019	Grand Caravan	F M - Custodial Service	Facilities Management	G-82906	12,127	3,531		
W	Pick-Up	2010	F-150	University Police Department	Law Enforcement	G-83234	120,389	4,498		
W	Pick-Up	2019	F-250	Athletics - Grounds	Facilities Management	G-83387	5,982	0		
W	Pick-Up	2019	F-250	Athletics - Facility/Events Mgmnt	Facilities Management	G-83388	7,917	3,344		
W	Pick-Up	2019	Frontier	F M - Paint Shop	Facilities Management	G-83390	9,855	3,075		
W	Pick-Up	2019	Frontier	F M - Preventative Maintenance	Facilities Management	G-83391	31,385	10,260		
W	Pick-Up	2019	Ram 1500	F M - Gen Maint Area C	Facilities Management	G-83465	10,540	4,280		
W	Pick-Up	2019	Ram 1500	F M - Night Maintenance	Facilities Management	G-83473	23,454	7,676		
W	Pick-Up	2019	Ram 1500	F M - Paint Shop	Facilities Management	G-83474	8,718	1,730		
W	SUV	2019	Kicks	Parking & Transportation	Facilities Management	G-83475	19,663	9,600		

Vehicle Type: (P)assenger/(W)ork

**VEHICLE INVENTORY  
AS OF JUNE 30, 2022**

University of Mississippi (267-00)

Name of Agency

Vehicle Type	Vehicle Description	Model Year	Model	Person(s) Assigned To	Purpose/Use	Tag Number	Mileage on 6-30-2022	Average Miles per Year	Replacement Proposed	
									FY2023	FY2024
W	Pick-Up	2019	F-250	Landscape Services	Facilities Management	G-83476	8,037	2,561		
W	SUV	2019	Kicks	Parking & Transportation	Facilities Management	G-83477	24,859	10,987		
P	SUV	2019	Pathfinder	Biology	Passenger	G-84045	7,345	2,241		
W	SUV	2019	Durango	University Police Department	Law Enforcement	G-84795	28,955	10,638		
P	Mini Van	2019	Grand Caravan	F M - Custodial Services	Passenger	G-84929	21,800	8,429		
P	Mini Van	2019	Grand Caravan	F M - Wastewater Treatment	Passenger	G-84930	14,453	4,290		
W	SUV	2020	Durango	University Police Department	Law Enforcement	G-85493	4,411	2,786		
W	Other	2019	ACX64 Refuse	Landscape Services	Facilities Management	G-85619	12,322	8,964		
W	Pick-Up	2021	Ram 1500	Office of Sustainability	Facilities Management	G-87197	1,359	1,278		
W	Pick-Up	2020	Frontier	F M - South Oxford Center	Facilities Management	G-87747	2,597	1,386		
W	Pick-Up	2020	Frontier	F M - Lock Shop	Facilities Management	G-87748	11,022	6,809		
W	Pick-Up	2020	Frontier	F M - Technical Services	Facilities Management	G-88548	4,888	2,813		
W	Pick-Up	2020	Frontier	F M - Administration	Facilities Management	G-88549	6,115	3,735		
W	Pick-Up	2021	Ram 2500	Landscape Services	Facilities Management	G-89465	3,297	2,823		
W	Pick-Up	2022	F 350	F M - Custodial Services	Facilities Management	G-90698	4,607	4,536		
W	Pick-Up	2001	Ram 1500	F M - Furniture & Sign Shop	Cargo	S-13862	69,867	2,371		
W	Pick-Up	1995	Ranger	Campus Recreation	Facilities Management	S-15973	40,061	0		
W	Pick-Up	1996	F-150	Golf Course	Facilities Management	S-16294	148,229	81		
W	Miscellaneous Truck	1991	F600	F M - Electric Shop	Other	S-16487	66,309	0		

**VEHICLE POOL MEMBER LIST  
2024 BUDGET REQUEST**

University of Mississippi (267-00)

---

Name of Agency

**PRIORITY OF DECISION UNITS  
FISCAL YEAR 2024**

University of Mississippi (267-00)

Name of Agency

<b>Program</b>	<b>Decision Unit</b>	<b>Object</b>	<b>Amount</b>
----------------	----------------------	---------------	---------------



**CAPITAL LEASES**

University of Mississippi (267-00)

Name of Agency

VENDOR/ ITEM LEASED	Original Date of Lease	Original No. of Months of Lease	No. of Months Remaining on 6-30-22	Last Payment Date	Interest Rate	Amount of Each Payment			Total of Payments To Be Made													
						Actual FY 2022			Estimated FY 2023			Requested FY 2024										
						Principal	Interest	Total	Principal	Interest	Total	Principal	Interest	Total								

**Summary of 3% General Fund Program Reduction to FY 2023 Appropriated Funding by Major Object**

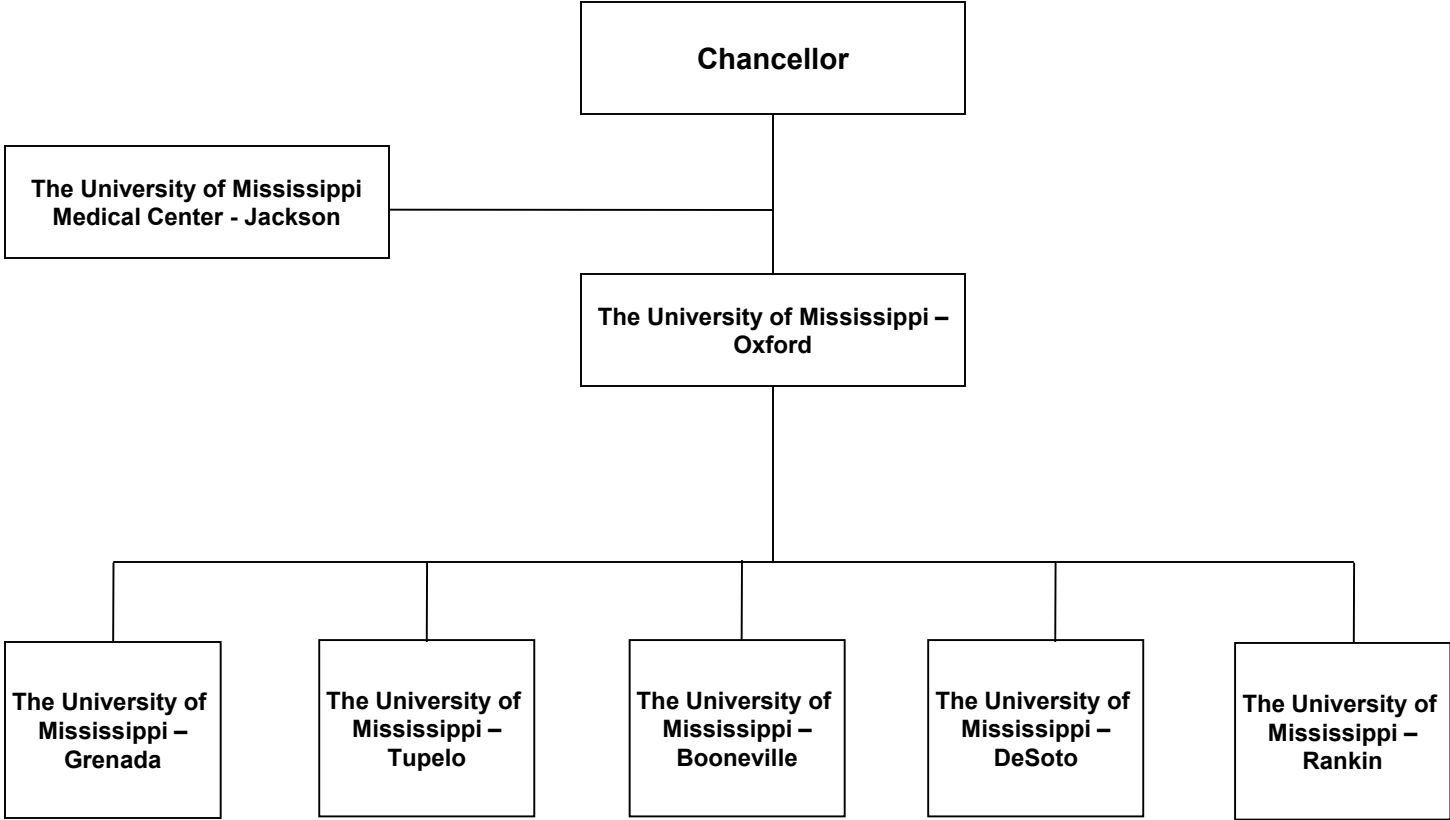
University of Mississippi (267-00)

---

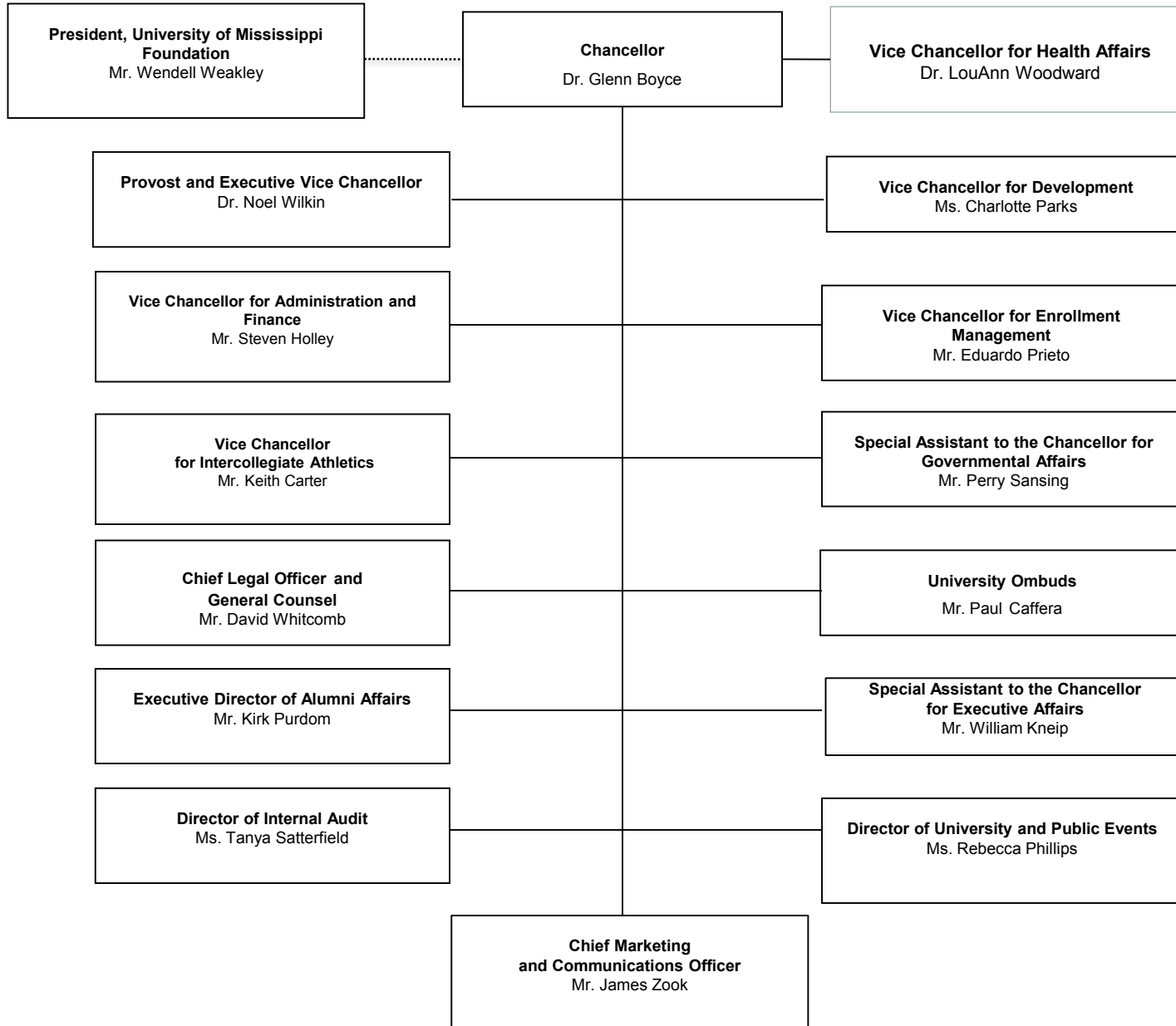
Name of Agency

<b>Major Object</b>	<b>FY2023 General Fund Reduction</b>	<b>EFFECT ON FY2023 STATE SUPPORT SPECIAL FUNDS</b>	<b>EFFECT ON FY2023 FEDERAL FUNDS</b>	<b>EFFECT ON FY2023 OTHER SPECIAL FUNDS</b>	<b>TOTAL 3% REDUCTIONS</b>
<b>SALARIES, WAGES, FRINGE</b>					
<b>TRAVEL</b>	(368,844)				(368,844)
<b>CONTRACTUAL</b>	(905,414)				(905,414)
<b>COMMODITIES</b>	(558,203)				(558,203)
<b>OTHER THAN EQUIPMENT</b>					
<b>EQUIPMENT</b>	(441,021)				(441,021)
<b>VEHICLES</b>					
<b>WIRELESS COMM. DEVS.</b>					
<b>SUBSIDIES, LOANS, ETC</b>					
<b>TOTALS</b>	<b>(2,273,482)</b>				<b>(2,273,482)</b>

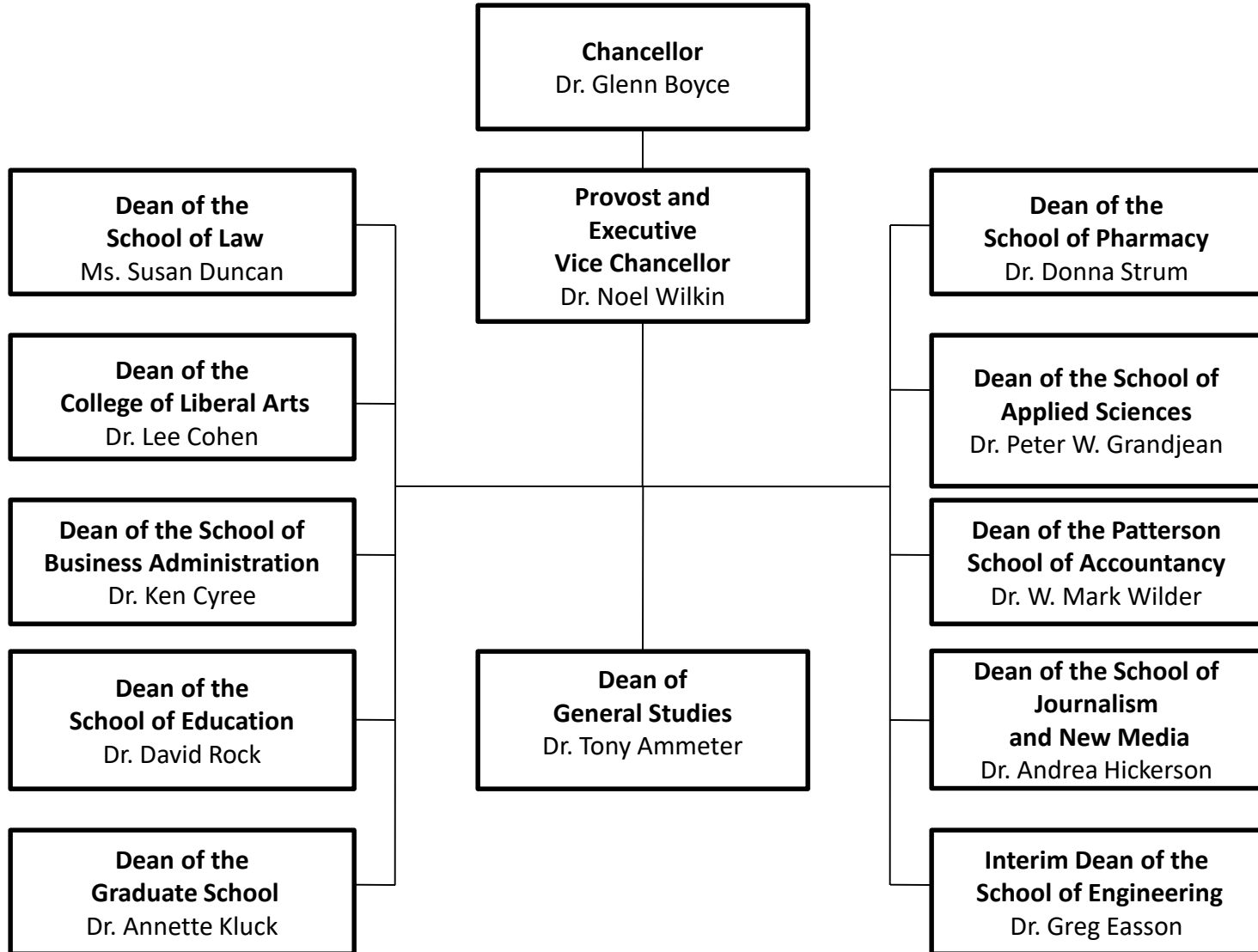
# The University of Mississippi Composite Organization Chart All Campuses



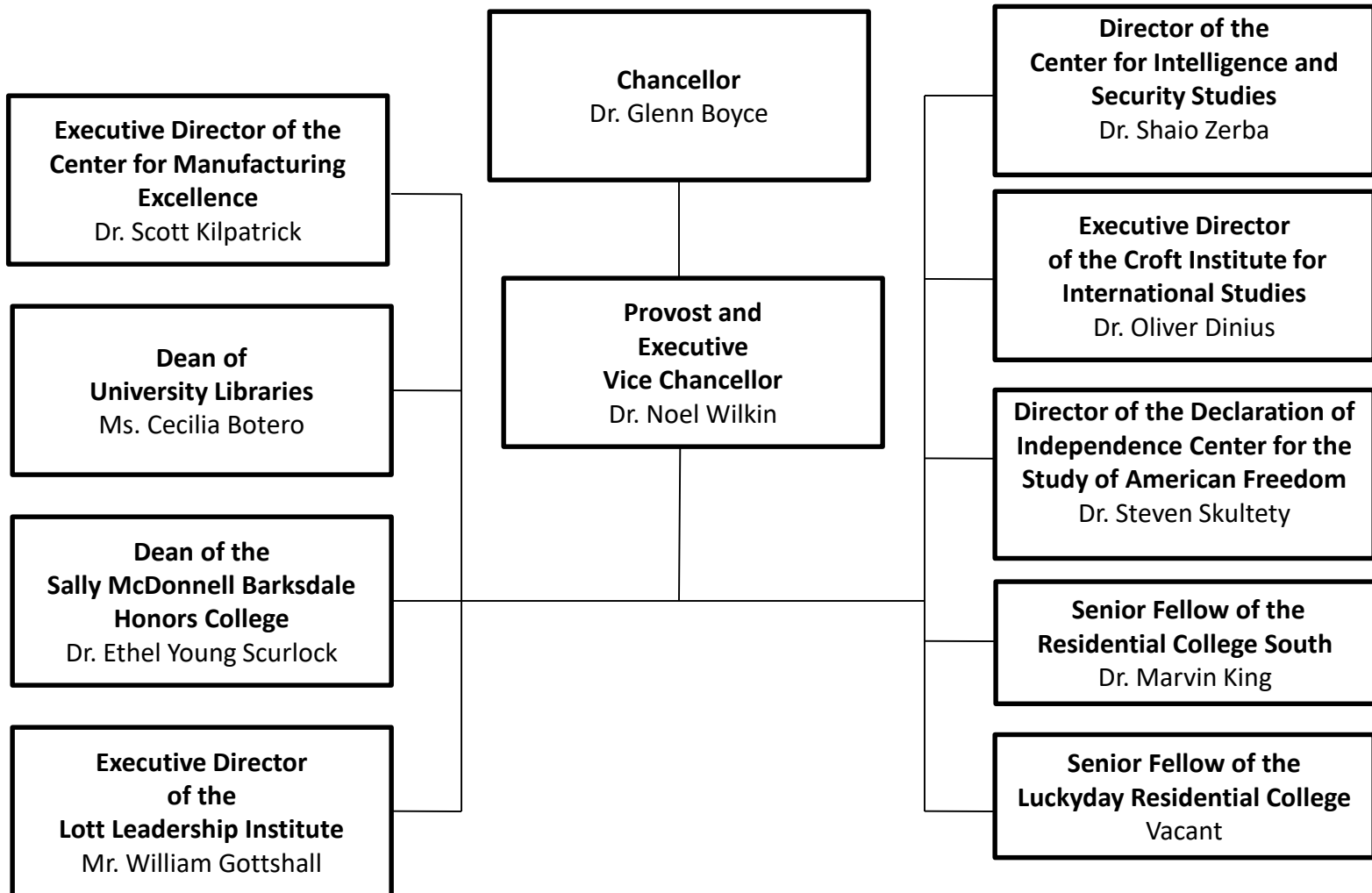
# The University of Mississippi Organization Chart for the Oxford Campus Chancellor's Division



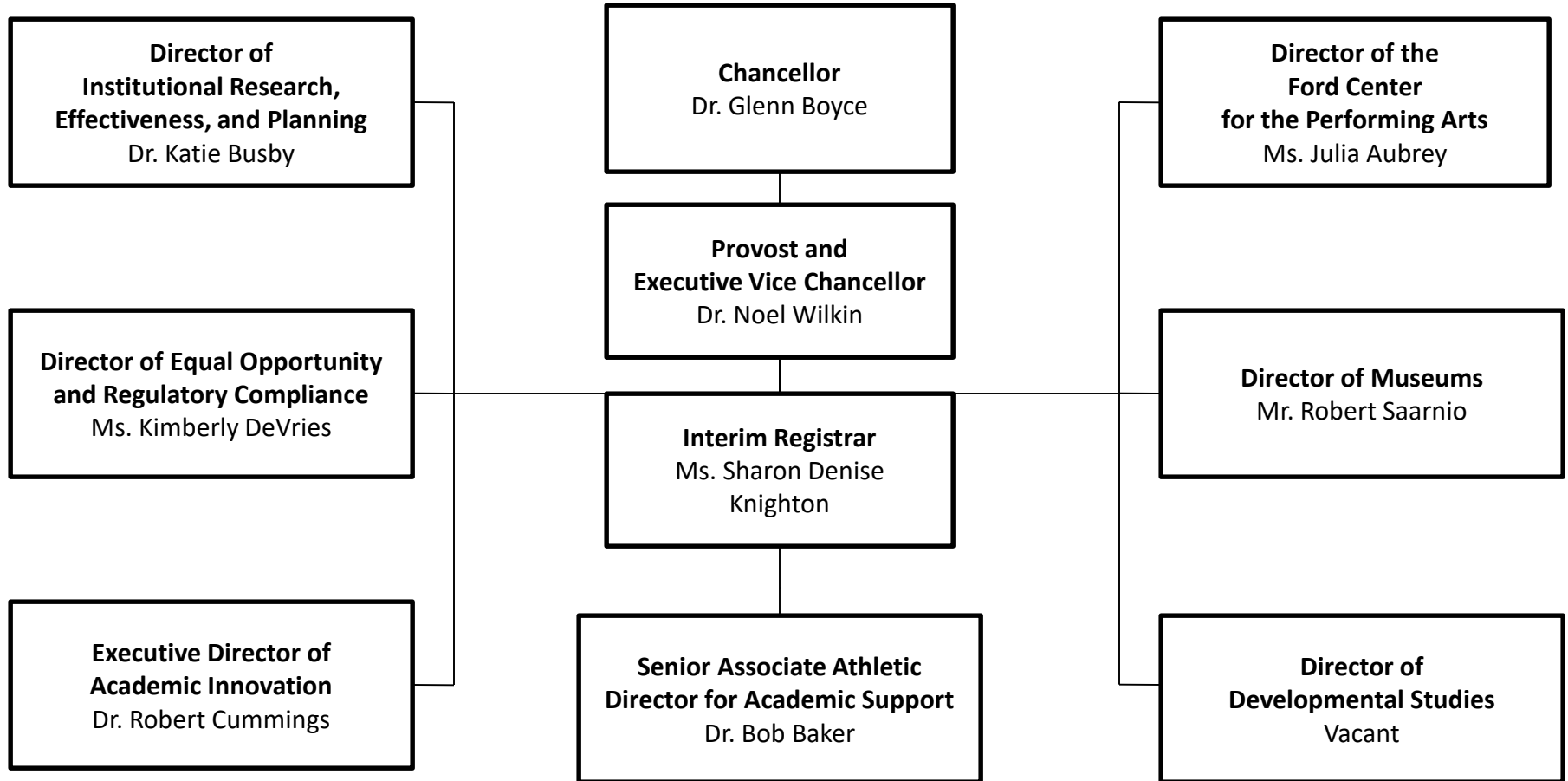
# The University of Mississippi Organization Chart for the Oxford Campus Academic Deans



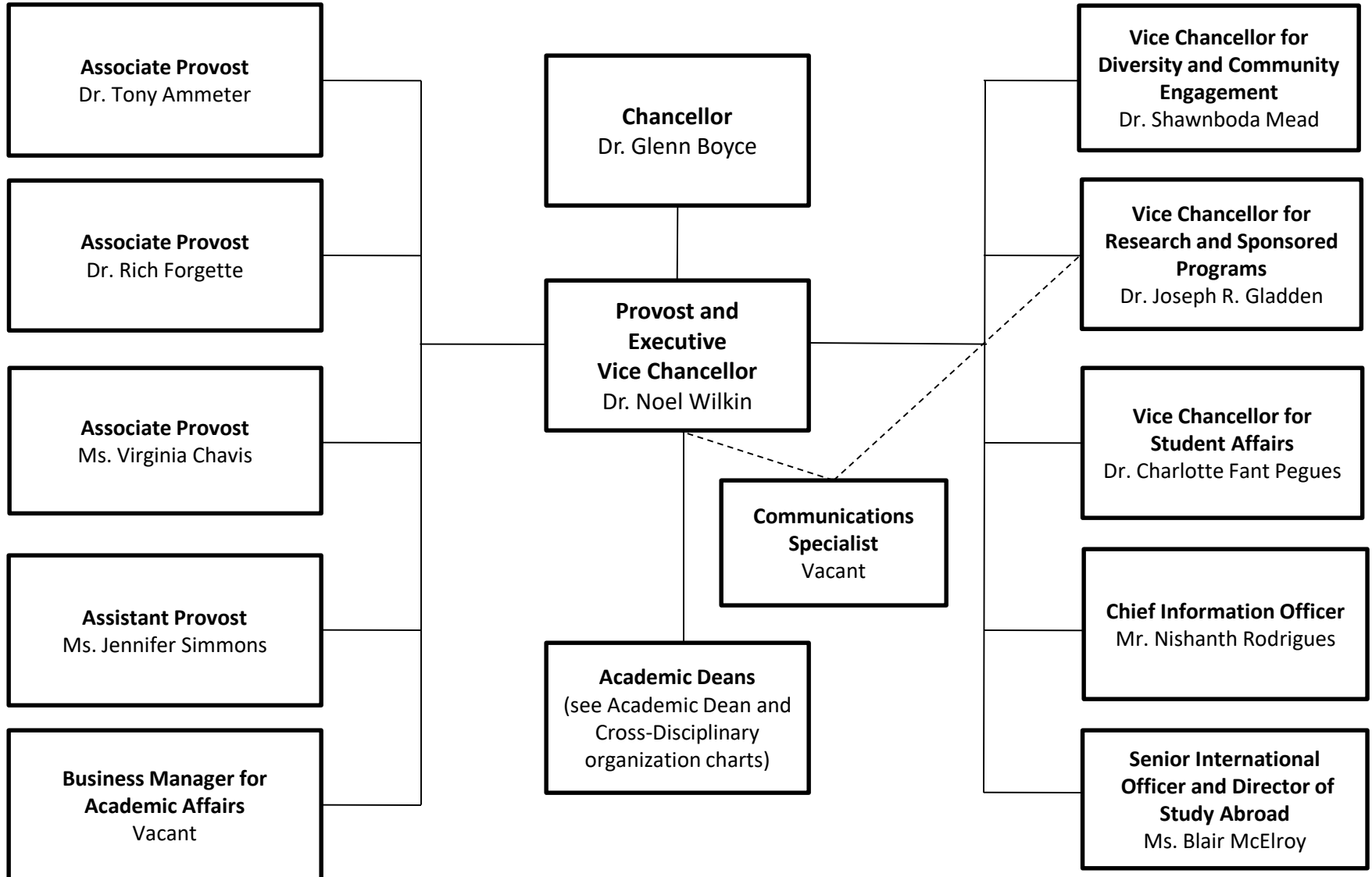
# The University of Mississippi Organization Chart for the Oxford Campus Cross-Disciplinary Appointments



# The University of Mississippi Organization Chart for the Oxford Campus Directors

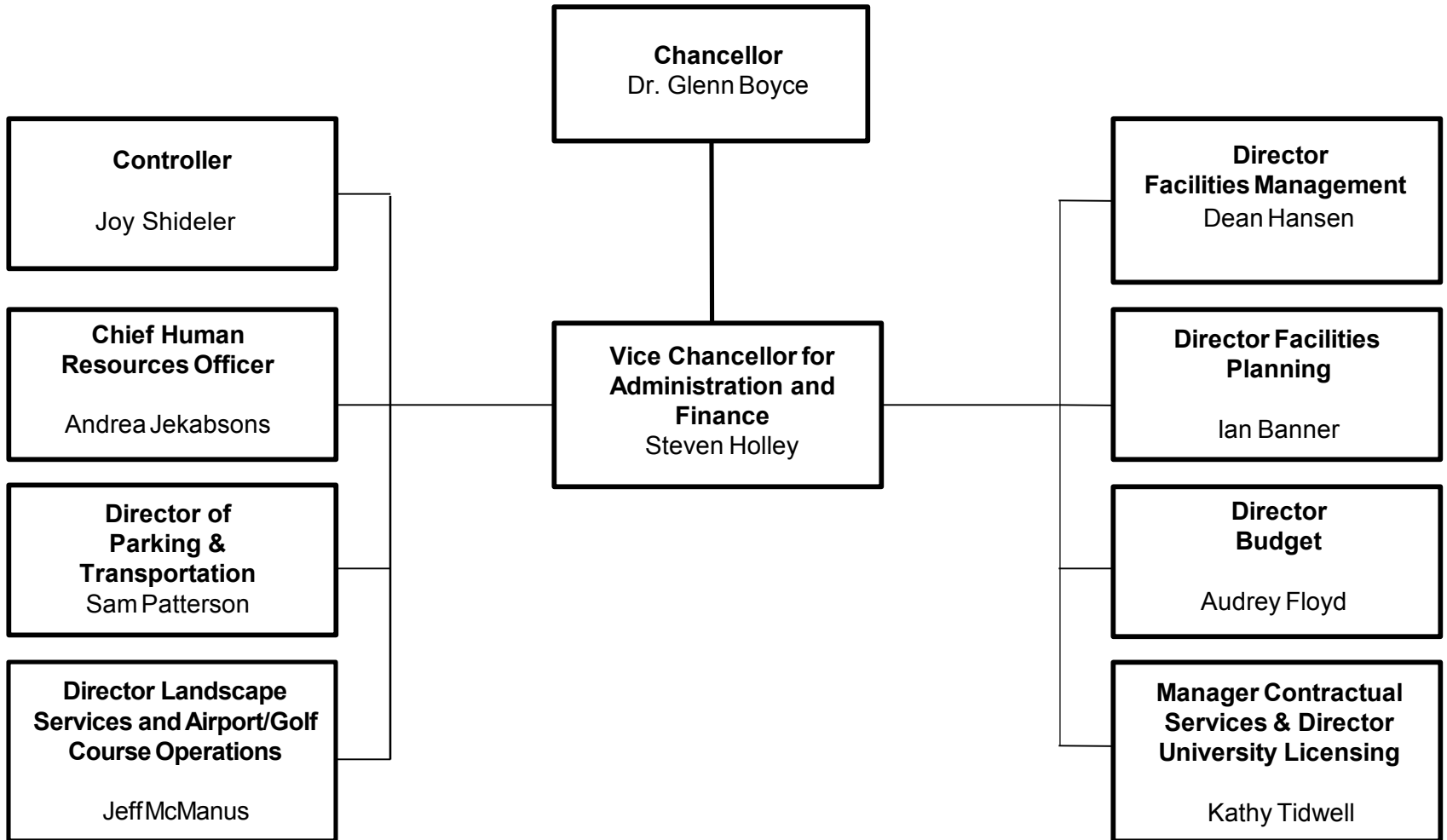


# The University of Mississippi Organization Chart for the Oxford Campus Division of Academic Affairs

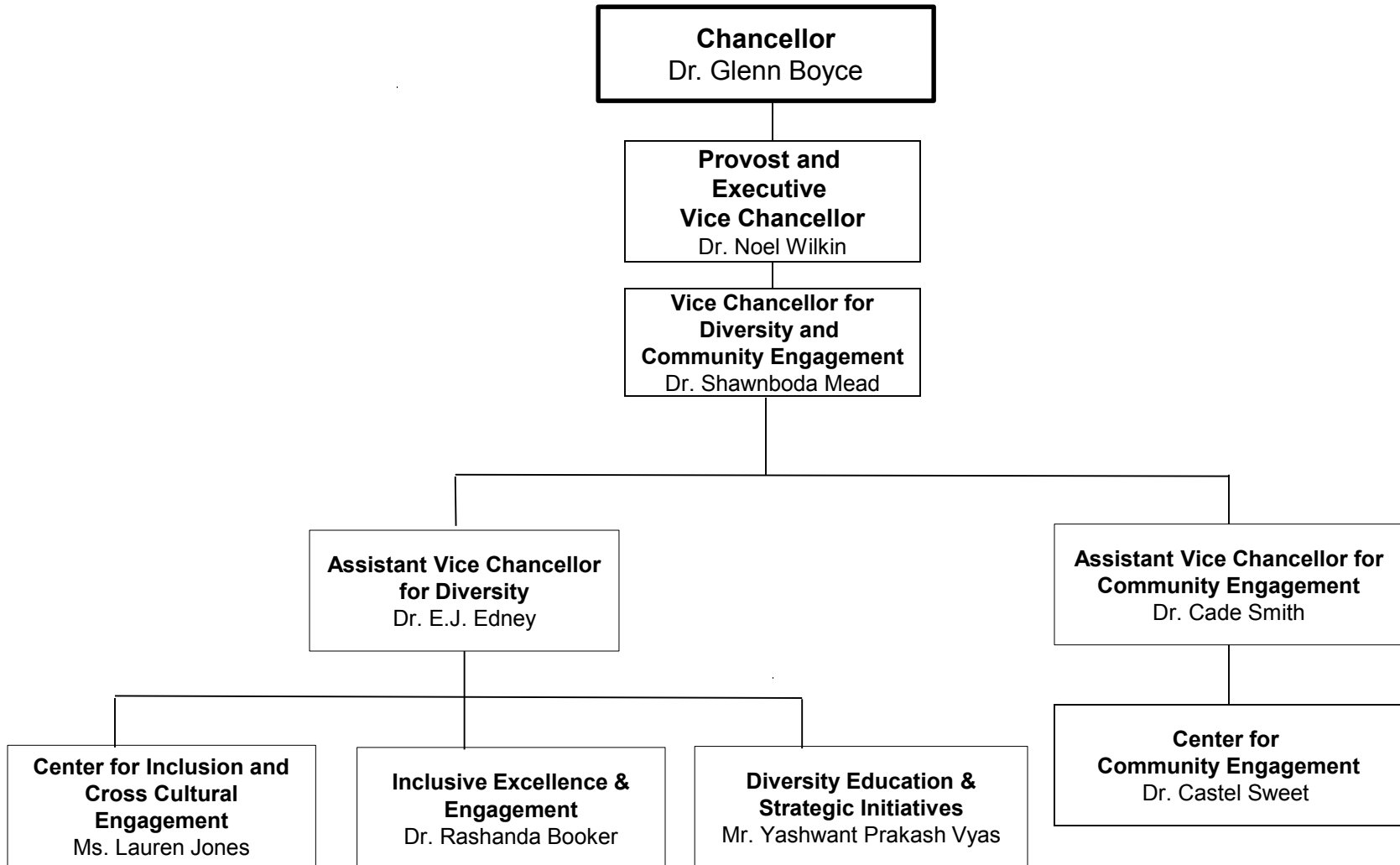




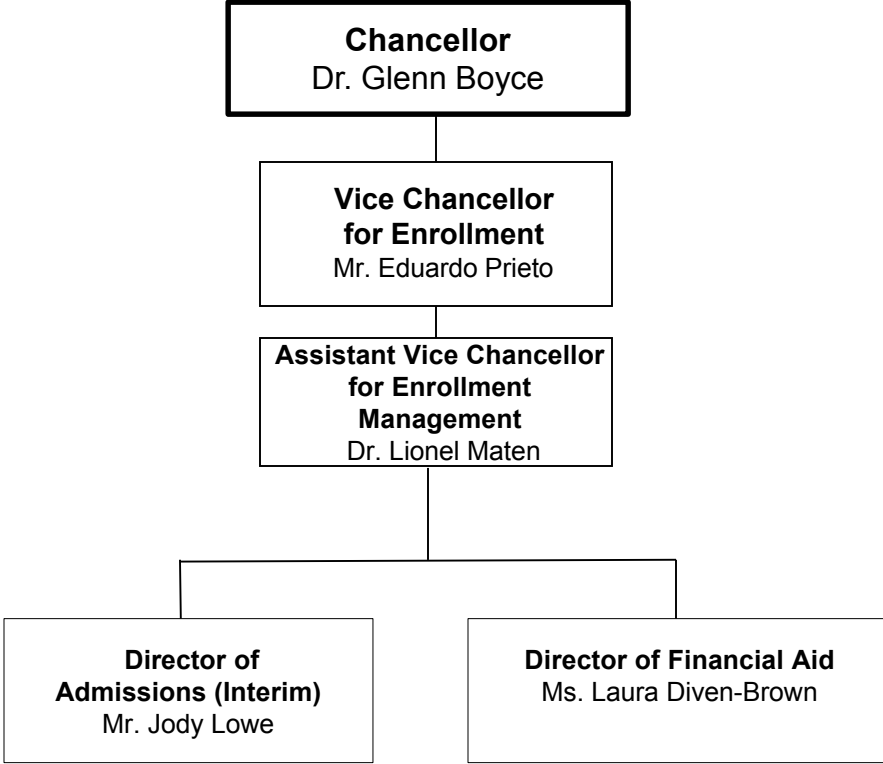
The University of Mississippi  
Organization Chart for the Oxford Campus  
Division of Administration and Finance



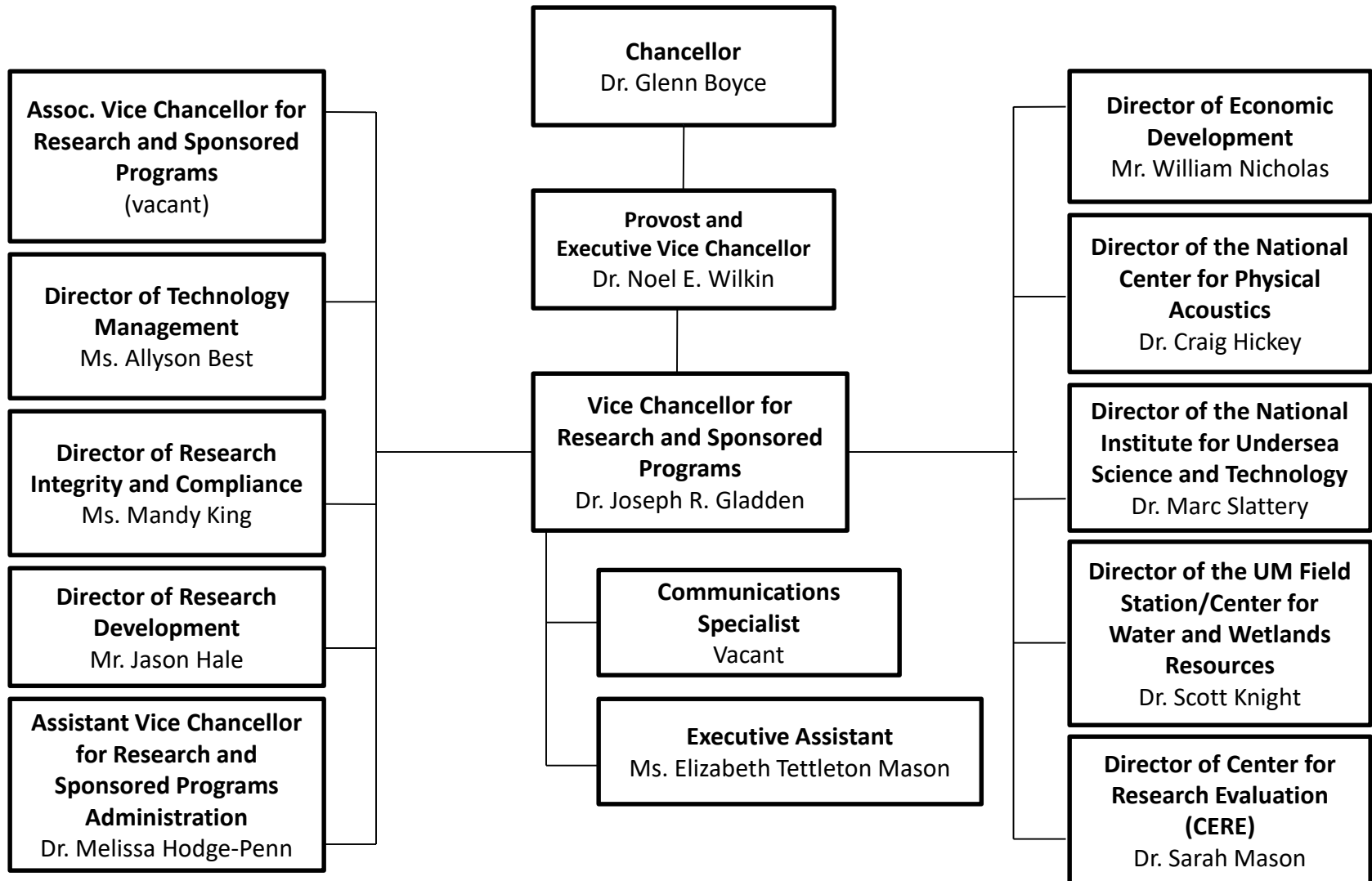
**The University of Mississippi  
Organization Chart for the Oxford Campus  
Division of Diversity and Community Engagement**



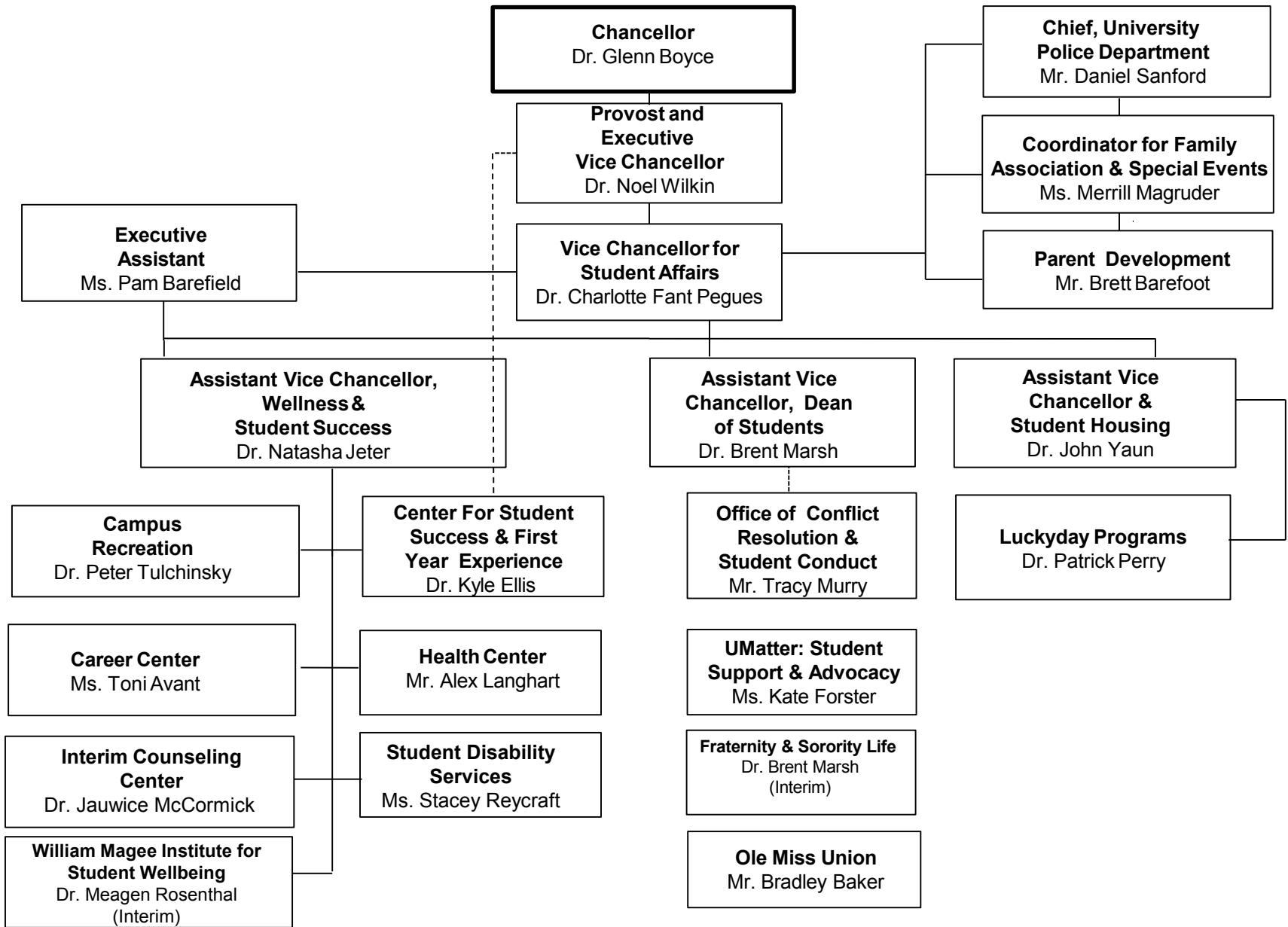
**The University of Mississippi  
Organization Chart for the Oxford Campus  
Division of Enrollment Management**



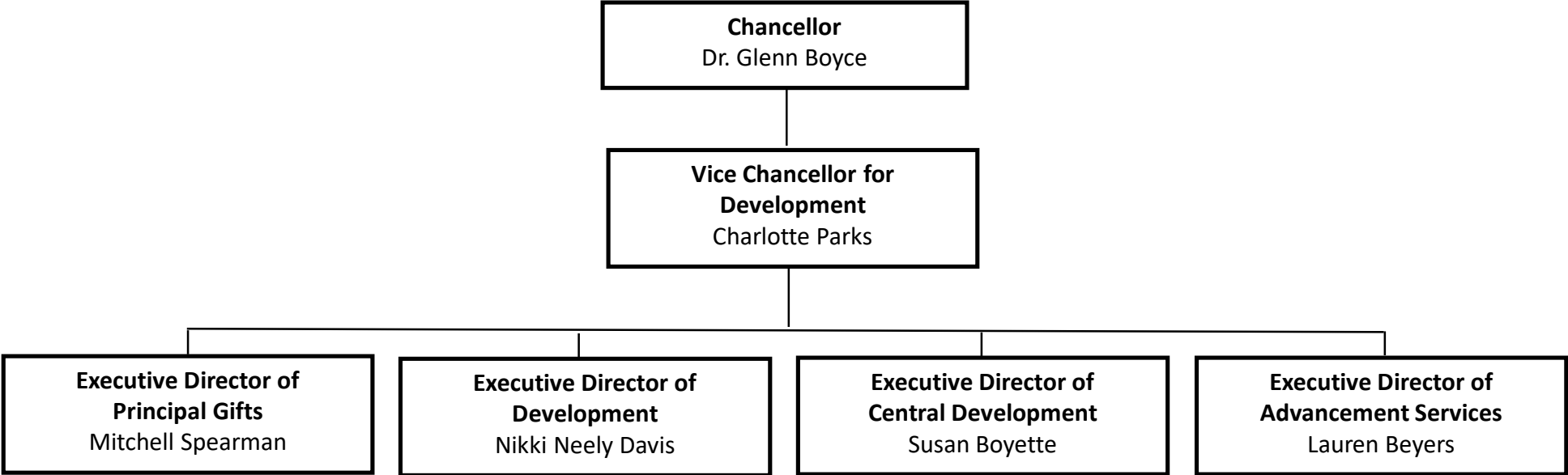
**The University of Mississippi  
Organization Chart for the Oxford Campus  
Research and Sponsored Programs**



**The University of Mississippi Organization Chart for the  
Oxford Campus Division of Student Affairs**





# The University of Mississippi Organization Chart for the Oxford Campus University Development



BOARD OF TRUSTEES OF STATE  
INSTITUTIONS OF HIGHER LEARNING  
STATE OF MISSISSIPPI

Schedule A  
Salaries and Wages

Agency: University of Mississippi (267-00)

	Actual Expenses		Estimated Expenses		Required for	
	FY Ending June 30, 2022		FY Ending June 30, 2023		FY Ending June 30, 2024	
	FTE	Dollars	FTE	Dollars	FTE	Dollars
<b>CURRENT POSITIONS:</b>						
1100 - Exec, Admin & Managerial	64.00	11,622,384	64.00	12,849,326	64.00	12,849,326
1200 - Faculty						
9 month	913.25	66,662,356	897.50	73,403,318	897.50	73,403,318
12 month	164.75	19,438,661	167.75	20,252,378	167.75	20,252,378
Other	-	-	-	-	-	-
Total Faculty	1,142.00	97,723,401	1,129.25	106,505,022	1,129.25	106,505,022
1300 - Professional Non-faculty	619.25	34,532,597	647.75	39,556,885	647.75	39,556,885
1400 - Clerical and Secretarial	267.25	9,285,848	280.25	10,829,939	280.25	10,829,939
1500 - Technical & Paraprofessional	65.75	2,789,393	64.75	2,913,749	64.75	2,913,749
1600 - Skilled Crafts	121.75	4,641,136	118.50	4,810,168	118.50	4,810,168
1700 - Services/Maintenance	255.25	8,376,296	255.75	8,850,217	255.75	8,850,217
1800 - Students	358.75	6,807,245	401.75	7,848,036	401.75	7,848,036
TOTAL	2,830.00	164,155,916	2,898.00	181,314,016	2,898.00	181,314,016
<b>NEW POSITIONS REQUIRED FOR FY 2024:</b>					FTE	Dollars
1100 - Exec, Admin & Managerial					-	-
1200 - Faculty					-	-
9 month					-	-
12 month					-	-
Other					-	-
1300 - Professional Non-faculty					-	-
1400 - Clerical and Secretarial					-	-
1500 - Technical & Paraprofessional					-	-
1600 - Skilled Crafts					-	-
1700 - Services/Maintenance					-	-
1800 - Students	-	-				
TOTAL					-	-
<b>PROMOTIONS, REALIGNMENTS, RECLASSIFICATIONS FOR FY 2024:</b>						Dollars
1100 - Exec, Admin & Managerial						-
1200 - Faculty						-
9 month						-
12 month						-
Other						-
1300 - Professional Non-faculty						-
1400 - Clerical and Secretarial						-
1500 - Technical & Paraprofessional						-
1600 - Skilled Crafts						-
1700 - Services/Maintenance						-
1800 - Students		-				
TOTAL						-
<b>GRAND TOTAL Salaries and Wages</b>	<b>2,830.00</b>	<b>164,155,916</b>	<b>2,898.00</b>	<b>181,314,016</b>	<b>2,898.00</b>	<b>181,314,016</b>

BOARD OF TRUSTEES OF STATE  
INSTITUTIONS OF HIGHER LEARNING  
STATE OF MISSISSIPPI

Schedule A-1  
Fringe Benefits

Agency: University of Mississippi (267-00)

	Actual Expenses FY Ending June 30, 2022	Estimated Expenses FY Ending June 30, 2023	Continuation Required for FY Ending June 30, 2024
<b>CURRENT POSITIONS:</b>			
3910 - Employees' Retirement Matching	27,378,669	30,183,081	30,183,081
3920 - FICA Matching	12,037,173	13,270,147	13,270,147
3930 - Workers' Compensation	708,069	780,597	485,705
3940 - Health Insurance Contribution	11,093,081	12,229,352	12,229,352
3950 - Group Life Insurance	141,614	156,119	138,773
3960 - Leave Accrual	2,202,881	2,428,524	2,428,524
3970 - Unemployment Tax	94,409	104,080	69,386
3980 - Remission of Fees	<u>23,381,125</u>	<u>24,576,534</u>	<u>24,923,466</u>
TOTAL Fringe Benefits for Continuing Employees	77,037,022	83,728,433	83,728,433
<b>ESTIMATED FRINGE BENEFITS REQUIRED FOR NEW POSITIONS FOR FY 2024:</b>			
3910 - Employees' Retirement Matching	[REDACTED]	[REDACTED]	-
3920 - FICA Matching	[REDACTED]	[REDACTED]	-
3930 - Workers' Compensation	[REDACTED]	[REDACTED]	-
3940 - Health Insurance Contribution	[REDACTED]	[REDACTED]	-
3950 - Group Life Insurance	[REDACTED]	[REDACTED]	-
3960 - Leave Accrual	[REDACTED]	[REDACTED]	-
3970 - Unemployment Tax	[REDACTED]	[REDACTED]	-
3980 - Remission of Fees	[REDACTED]	[REDACTED]	-
TOTAL Fringe Benefits for New Positions			<u>-</u>
<b>FRINGE BENEFITS FOR PROMOTIONS, REALIGNMENTS, RECLASSIFICATIONS FOR FY 2024:</b>			
3910 - Employees' Retirement Matching	[REDACTED]	[REDACTED]	-
3920 - FICA Matching	[REDACTED]	[REDACTED]	-
3930 - Workers' Compensation	[REDACTED]	[REDACTED]	-
3940 - Health Insurance Contribution	[REDACTED]	[REDACTED]	-
3950 - Group Life Insurance	[REDACTED]	[REDACTED]	-
3960 - Leave Accrual	[REDACTED]	[REDACTED]	-
3970 - Unemployment Tax	[REDACTED]	[REDACTED]	-
3980 - Remission of Fees	[REDACTED]	[REDACTED]	-
TOTAL Fringe Benefits for Promotions, etc.			<u>-</u>
<b>GRAND TOTAL Fringe Benefits</b>	<b>77,037,022</b>	<b>83,728,433</b>	<b>83,728,433</b>
SUBTOTAL SALARIES, WAGES & FRINGE BENEFITS	241,192,938	265,042,449	265,042,449
LESS VACANCY RATE	NA	(900,000)	(900,000)
<b>TOTAL SALARIES, WAGES &amp; FRINGE BENEFITS</b>	<u><u>241,192,938</u></u>	<u><u>264,142,449</u></u>	<u><u>264,142,449</u></u>



Agency Revenue Source Report - FY2022 Data

As Required by HB 831, 2015 Legislative Session

And SB 2387, 2016 Legislative Session

Agency Name University of Mississippi On / Off-Campus

Budget Year 2022

State Support Sources  
 General Funds Amount Received  
67,886,113

State Support Special Funds: Amount Received

Education Enhancement Funds	13,838,189
Health Care Expendable Funds	
Tobacco Control Funds	
Capital Expense Funds	3,296,782
Budget Contingency Funds	
Working Cash Stabilization Reserve Funds	
BP Settlement Fund	
Gulf Coast Restoration Fund	
Coronavirus State Fiscal Recovery Fund	
SSSF add'l 1	
SSSF add'l 2	
SSSF add'l 3	
SSSF add'l 4	

List all Federal Funds at its most specific level, such as an office or division, include name of grant, grantor, not the federal department.

<u>Federal Funds</u>	Amount Received	Action or results promised in order to receive funds
<i>Federal Fund #1</i>	See UM Financial Summary, Schedule I (available October 1, 2022)	
<i>Federal Fund #2</i>		

Description of any Maintenance of Effort agreements entered into with any federal agency or subdivision thereof

Special Funds  
*Special Fund #1*  
*Special Fund #2*  
 Add Rows for Additional Special Funds

Amount Received

Revenue from Tax, Fine or Fee Assessed  
 Tax, Fine or Fee #1  
 Copy Entire Section to Add New Item

Amount Assessed	N/A
Amount Collected	See UM Financial Summary, Schedule I (available October 1, 2022)
Authority to Collect	Board Policy # 702.03, Approval of Tuition, Fees, and other student charges
Method of Determining Assessment	N/A
Method of Collection	Board Policy # 702.03, Approval of Tuition, Fees, and other student charges

Amt. & Purpose for which Expended Amount	Purpose
See UM Financial Summary, Schedule I (available October 1, 2022)	

Amount Transferred to General Fund	
Authority for Transfer to General Fund	
Amount Transferred to Another Entity	
Authority for Transfer to Other Entity	
Name of Other Entity	
Fiscal Year-Ending Balance	