

University of Mississippi

P. O. Box 1848 - University, MS 38677-1848

Dr. Glenn F. Boyce, Chancellor

AGENCY

ADDRESS

CHIEF EXECUTIVE OFFICER

	Actual Expenses June 30,2023	Estimated Expenses June 30,2024	Requested For June 30,2025	Requested Over/(Under) Estimated	
				AMOUNT	PERCENT
<b>I. A. PERSONAL SERVICES</b>					
1. Salaries, Wages & Fringe Benefits (Base)	265,627,945	281,838,306	282,738,306		
a. Additional Compensation					
b. Proposed Vacancy Rate (Dollar Amount)			900,000		
c. Per Diem					
<b>Total Salaries, Wages &amp; Fringe Benefits</b>	<b>265,627,945</b>	<b>281,838,306</b>	<b>281,838,306</b>		
2. Travel					
a. Travel & Subsistence (In-State)	819,268	901,427	901,427		
b. Travel & Subsistence (Out-Of-State)	1,084,188	1,100,000	1,100,000		
c. Travel & Subsistence (Out-Of-Country)					
<b>Total Travel</b>	<b>1,903,456</b>	<b>2,001,427</b>	<b>2,001,427</b>		
<b>B. CONTRACTUAL SERVICE S (Schedule B)</b>					
a. Tuition, Rewards & Awards	103,406,151	109,949,051	109,949,051		
b. Communications, Transportation & Utilities	18,237,917	17,509,814	18,315,762	805,948	4.60%
c. Public Information	152,438	160,060	160,060		
d. Rents	1,072,454	1,126,077	1,148,598	22,521	2.00%
e. Repairs & Service	5,243,559	6,174,409	6,369,191	194,782	3.15%
f. Fees, Professional & Other Services	1,819,244	6,136,406	3,895,489	(2,240,917)	(36.52%)
g. Other Contractual Services	3,044,542	3,196,770	3,196,770		
h. Data Processing	4,053,345	4,571,008	4,621,185	50,177	1.10%
i. Other	4,510,802	53,553,366	27,666,080	(25,887,286)	(48.34%)
<b>Total Contractual Services</b>	<b>141,540,452</b>	<b>202,376,961</b>	<b>175,322,186</b>	<b>(27,054,775)</b>	<b>(13.37%)</b>
<b>C. COMMODITIES (Schedule C)</b>					
a. Maintenance & Construction Materials & Supplies	2,053,952	2,260,454	2,260,454		
b. Printing & Office Supplies & Materials	794,100	873,938	873,938		
c. Equipment, Repair Parts, Supplies & Accessories	473,597	521,210	521,210		
d. Professional & Scientific Supplies & Materials	123,911	136,372	136,372		
e. Other Supplies & Materials	1,854,709	2,041,178	2,041,178		
<b>Total Commodities</b>	<b>5,300,269</b>	<b>5,833,152</b>	<b>5,833,152</b>		
<b>D. CAPITAL OUTLAY</b>					
<b>1. Total Other Than Equipment (Schedule D-1)</b>	<b>4,745,477</b>	<b>4,745,477</b>	<b>4,745,477</b>		
<b>2. Equipment (Schedule D-2)</b>					
b. Road Machinery, Farm & Other Working Equipment	124,011	115,134	115,134		
c. Office Machines, Furniture, Fixtures & Equipment	84,710	84,710	84,710		
d. IS Equipment (Data Processing & Telecommunications)	2,051,343	774,247	774,247		
e. Equipment - Lease Purchase					
f. Other Equipment	3,475,716	1,866,174	1,866,174		
<b>Total Equipment (Schedule D-2)</b>	<b>5,735,780</b>	<b>2,840,265</b>	<b>2,840,265</b>		
<b>3. Vehicles (Schedule D-3)</b>	<b>313,464</b>				
<b>4. Wireless Comm. Devices (Schedule D-4)</b>					
<b>E. SUBSIDIES, LOANS &amp; GRANTS (Schedule E)</b>					
	<b>10,798,129</b>	<b>12,263,503</b>	<b>12,013,503</b>	<b>(250,000)</b>	<b>(2.04%)</b>
<b>TOTAL EXPENDITURES</b>	<b>435,964,972</b>	<b>511,899,091</b>	<b>484,594,316</b>	<b>(27,304,775)</b>	<b>(5.33%)</b>
<b>II. BUDGET TO BE FUNDED AS FOLLOWS:</b>					
Cash Balance-Unencumbered					
General Fund Appropriation (Enter General Fund Lapse Below)	75,796,148	78,731,891	78,731,891		
State Support Special Funds	24,010,553	47,091,646	25,286,871	(21,804,775)	(46.30%)
Federal Funds _____ Other Special Funds (Specify) _____					
Tuition and Fees	324,582,138	346,251,104	346,251,104		
Other	11,576,133	11,941,950	11,941,950		
2022 IHL Capital Improvement Fund		22,382,500	22,382,500		
DFA Transfers		5,500,000		(5,500,000)	(100.00%)
Less: Estimated Cash Available Next Fiscal Period					
<b>TOTAL FUNDS (equals Total Expenditures above)</b>	<b>435,964,972</b>	<b>511,899,091</b>	<b>484,594,316</b>	<b>(27,304,775)</b>	<b>(5.33%)</b>
GENERAL FUND LAPSE	10,313				
<b>III: PERSONNEL DATA</b>					
Number of Positions Authorized in Appropriation Bill					
a.) Perm Full	2,931	3,085	3,085		
b.) Perm Part					
c.) T-L Full					
d.) T-L Part					
Average Annual Vacancy Rate (Percentage)					
a.) Perm Full					
b.) Perm Part					
c.) T-L Full					
d.) T-L Part					

Approved by: Dr. Glenn Boyce   
Official of Board or Commission

Submitted by: Audrey Floyd

Date: 7/28/2023 1:10 PM

Budget Officer: Audrey Floyd / audrey@olemiss.edu

Phone Number: 662-915-1783

Title: Director of Budget

REQUEST BY FUNDING SOURCE

Name of Agency : University of Mississippi

Specify Funding Sources As Shown Below	FY 2023 Actual Amount	% of Line Item	% of Total Budget	FY 2024 Estimated Amount	% of Line Item	% of Total Budget	FY 2025 Requested Amount	% of Line Item	% of Total Budget
1. General _____ State Support Special (Specify) _____	64,007,167	24.10%		55,036,573	19.53%		55,036,573	19.53%	
2. Budget Contingency Fund									
3. Education Enhancement Fund	16,087,638	6.06%		16,060,670	5.70%		16,060,670	5.70%	
4. Health Care Expendable Fund									
5. Tobacco Control Fund									
6. Capital Expense Fund									
7. Working Cash Stabilization Reserve Fund									
8. BP Settlement Fund									
9. Gulf Coast Restoration Fund									
10. Coronavirus Local Fiscal Recovery Fund									
11. Coronavirus State Fiscal Recovery Fund									
12. Coronavirus State Fiscal Recovery Lost Revenue Fund									
13. MS Assoc of Ind Colleges and Univ (MAICU) Fund									
14. Federal _____ Other Special (Specify) _____									
15. Tuition and Fees	179,052,876	67.41%		204,488,385	72.56%		203,991,377	72.38%	
16. Other	6,480,264	2.44%		6,252,678	2.22%		6,749,686	2.39%	
17. 2022 IHL Capital Improvement Fund									
18. DFA Transfers									
<b>Total Salaries</b>	<b>265,627,945</b>		<b>60.93%</b>	<b>281,838,306</b>		<b>55.06%</b>	<b>281,838,306</b>		<b>58.16%</b>
1. General _____ State Support Special (Specify) _____	464,942	24.43%		351,299	17.55%		351,299	17.55%	
2. Budget Contingency Fund									
3. Education Enhancement Fund	19,127	1.00%							
4. Health Care Expendable Fund									
5. Tobacco Control Fund									
6. Capital Expense Fund									
7. Working Cash Stabilization Reserve Fund									
8. BP Settlement Fund									
9. Gulf Coast Restoration Fund									
10. Coronavirus Local Fiscal Recovery Fund									
11. Coronavirus State Fiscal Recovery Fund									
12. Coronavirus State Fiscal Recovery Lost Revenue Fund									
13. MS Assoc of Ind Colleges and Univ (MAICU) Fund									
14. Federal _____ Other Special (Specify) _____									
15. Tuition and Fees	1,373,152	72.14%		1,604,636	80.17%		1,601,575	80.02%	
16. Other	46,235	2.43%		45,492	2.27%		48,553	2.43%	
17. 2022 IHL Capital Improvement Fund									
18. DFA Transfers									
<b>Total Travel</b>	<b>1,903,456</b>		<b>0.44%</b>	<b>2,001,427</b>		<b>0.39%</b>	<b>2,001,427</b>		<b>0.41%</b>

REQUEST BY FUNDING SOURCE

Name of Agency : University of Mississippi

Specify Funding Sources As Shown Below	FY 2023 Actual Amount	% of Line Item	% of Total Budget	FY 2024 Estimated Amount	% of Line Item	% of Total Budget	FY 2025 Requested Amount	% of Line Item	% of Total Budget
1. General _____ State Support Special (Specify) _____	7,695,478	5.44%		20,423,374	10.09%		20,423,374	11.65%	
2. Budget Contingency Fund									
3. Education Enhancement Fund	499,004	0.35%		21,554,775	10.65%				
4. Health Care Expendable Fund									
5. Tobacco Control Fund									
6. Capital Expense Fund	4,063,186	2.87%		8,226,201	4.06%		8,226,201	4.69%	
7. Working Cash Stabilization Reserve Fund									
8. BP Settlement Fund									
9. Gulf Coast Restoration Fund									
10. Coronavirus Local Fiscal Recovery Fund									
11. Coronavirus State Fiscal Recovery Fund									
12. Coronavirus State Fiscal Recovery Lost Revenue Fund									
13. MS Assoc of Ind Colleges and Univ (MAICU) Fund									
14. Federal _____ Other Special (Specify) _____									
15. Tuition and Fees	124,980,893	88.30%		119,273,848	58.94%		119,732,424	68.29%	
16. Other	4,301,891	3.04%		5,016,263	2.48%		4,557,687	2.60%	
17. 2022 IHL Capital Improvement Fund				23,882,500	11.80%		18,382,500	10.48%	
18. DFA Transfers				4,000,000	1.98%		4,000,000	2.28%	
<b>Total Contractual</b>	<b>141,540,452</b>		<b>32.47%</b>	<b>202,376,961</b>		<b>39.53%</b>	<b>175,322,186</b>		<b>36.18%</b>
1. General _____ State Support Special (Specify) _____	1,105,682	20.86%		1,214,169	20.81%		1,214,169	20.81%	
2. Budget Contingency Fund									
3. Education Enhancement Fund	132,619	2.50%							
4. Health Care Expendable Fund									
5. Tobacco Control Fund									
6. Capital Expense Fund									
7. Working Cash Stabilization Reserve Fund									
8. BP Settlement Fund									
9. Gulf Coast Restoration Fund									
10. Coronavirus Local Fiscal Recovery Fund									
11. Coronavirus State Fiscal Recovery Fund									
12. Coronavirus State Fiscal Recovery Lost Revenue Fund									
13. MS Assoc of Ind Colleges and Univ (MAICU) Fund									
14. Federal _____ Other Special (Specify) _____									
15. Tuition and Fees	3,927,150	74.09%		4,491,643	77.00%		4,483,076	76.86%	
16. Other	134,818	2.54%		127,340	2.18%		135,907	2.33%	
17. 2022 IHL Capital Improvement Fund									
18. DFA Transfers									
<b>Total Commodities</b>	<b>5,300,269</b>		<b>1.22%</b>	<b>5,833,152</b>		<b>1.14%</b>	<b>5,833,152</b>		<b>1.20%</b>

REQUEST BY FUNDING SOURCE

Name of Agency : University of Mississippi

Specify Funding Sources As Shown Below	FY 2023 Actual Amount	% of Line Item	% of Total Budget	FY 2024 Estimated Amount	% of Line Item	% of Total Budget	FY 2025 Requested Amount	% of Line Item	% of Total Budget
1. General _____ State Support Special (Specify) _____	872,306	18.38%		814,146	17.16%		814,146	17.16%	
2. Budget Contingency Fund									
3. Education Enhancement Fund									
4. Health Care Expendable Fund									
5. Tobacco Control Fund									
6. Capital Expense Fund									
7. Working Cash Stabilization Reserve Fund									
8. BP Settlement Fund									
9. Gulf Coast Restoration Fund									
10. Coronavirus Local Fiscal Recovery Fund									
11. Coronavirus State Fiscal Recovery Fund									
12. Coronavirus State Fiscal Recovery Lost Revenue Fund									
13. MS Assoc of Ind Colleges and Univ (MAICU) Fund									
14. Federal _____ Other Special (Specify) _____									
15. Tuition and Fees	3,748,684	78.99%		3,822,948	80.56%		3,815,657	80.41%	
16. Other	124,487	2.62%		108,383	2.28%		115,674	2.44%	
17. 2022 IHL Capital Improvement Fund									
18. DFA Transfers									
<b>Total Capital Other Than Equipment</b>	<b>4,745,477</b>		<b>1.09%</b>	<b>4,745,477</b>		<b>0.93%</b>	<b>4,745,477</b>		<b>0.98%</b>
1. General _____ State Support Special (Specify) _____	1,301,373	22.69%		543,130	19.12%		543,130	19.12%	
2. Budget Contingency Fund									
3. Education Enhancement Fund	3,208,979	55.95%							
4. Health Care Expendable Fund									
5. Tobacco Control Fund									
6. Capital Expense Fund									
7. Working Cash Stabilization Reserve Fund									
8. BP Settlement Fund									
9. Gulf Coast Restoration Fund									
10. Coronavirus Local Fiscal Recovery Fund									
11. Coronavirus State Fiscal Recovery Fund									
12. Coronavirus State Fiscal Recovery Lost Revenue Fund									
13. MS Assoc of Ind Colleges and Univ (MAICU) Fund									
14. Federal _____ Other Special (Specify) _____									
15. Tuition and Fees	1,072,827	18.70%		2,233,805	78.65%		2,229,545	78.50%	
16. Other	152,601	2.66%		63,330	2.23%		67,590	2.38%	
17. 2022 IHL Capital Improvement Fund									
18. DFA Transfers									
<b>Total Capital Equipment</b>	<b>5,735,780</b>		<b>1.32%</b>	<b>2,840,265</b>		<b>0.55%</b>	<b>2,840,265</b>		<b>0.59%</b>

REQUEST BY FUNDING SOURCE

Name of Agency : University of Mississippi

Specify Funding Sources As Shown Below	FY 2023 Actual Amount	% of Line Item	% of Total Budget	FY 2024 Estimated Amount	% of Line Item	% of Total Budget	FY 2025 Requested Amount	% of Line Item	% of Total Budget
1. General _____ State Support Special (Specify) _____									
2. Budget Contingency Fund									
3. Education Enhancement Fund									
4. Health Care Expendable Fund									
5. Tobacco Control Fund									
6. Capital Expense Fund									
7. Working Cash Stabilization Reserve Fund									
8. BP Settlement Fund									
9. Gulf Coast Restoration Fund									
10. Coronavirus Local Fiscal Recovery Fund									
11. Coronavirus State Fiscal Recovery Fund									
12. Coronavirus State Fiscal Recovery Lost Revenue Fund									
13. MS Assoc of Ind Colleges and Univ (MAICU) Fund									
14. Federal _____ Other Special (Specify) _____									
15. Tuition and Fees	313,464	100.00							
16. Other									
17. 2022 IHL Capital Improvement Fund									
18. DFA Transfers									
<b>Total Vehicles</b>	<b>313,464</b>		<b>0.07%</b>						
1. General _____ State Support Special (Specify) _____									
2. Budget Contingency Fund									
3. Education Enhancement Fund									
4. Health Care Expendable Fund									
5. Tobacco Control Fund									
6. Capital Expense Fund									
7. Working Cash Stabilization Reserve Fund									
8. BP Settlement Fund									
9. Gulf Coast Restoration Fund									
10. Coronavirus Local Fiscal Recovery Fund									
11. Coronavirus State Fiscal Recovery Fund									
12. Coronavirus State Fiscal Recovery Lost Revenue Fund									
13. MS Assoc of Ind Colleges and Univ (MAICU) Fund									
14. Federal _____ Other Special (Specify) _____									
15. Tuition and Fees									
16. Other									
17. 2022 IHL Capital Improvement Fund									
18. DFA Transfers									
<b>Total Wireless Communication Devs.</b>									

REQUEST BY FUNDING SOURCE

Name of Agency : University of Mississippi

Specify Funding Sources As Shown Below	FY 2023 Actual Amount	% of Line Item	% of Total Budget	FY 2024 Estimated Amount	% of Line Item	% of Total Budget	FY 2025 Requested Amount	% of Line Item	% of Total Budget
1. General _____ State Support Special (Specify) _____	349,200	3.23%		349,200	2.85%		349,200	2.91%	
2. Budget Contingency Fund									
3. Education Enhancement Fund				250,000	2.04%				
4. Health Care Expendable Fund									
5. Tobacco Control Fund									
6. Capital Expense Fund				1,000,000	8.15%		1,000,000	8.32%	
7. Working Cash Stabilization Reserve Fund									
8. BP Settlement Fund									
9. Gulf Coast Restoration Fund									
10. Coronavirus Local Fiscal Recovery Fund									
11. Coronavirus State Fiscal Recovery Fund									
12. Coronavirus State Fiscal Recovery Lost Revenue Fund									
13. MS Assoc of Ind Colleges and Univ (MAICU) Fund									
14. Federal _____ Other Special (Specify) _____									
15. Tuition and Fees	10,113,092	93.66%		10,335,839	84.28%		10,321,097	85.91%	
16. Other	335,837	3.11%		328,464	2.68%		343,206	2.86%	
17. 2022 IHL Capital Improvement Fund									
18. DFA Transfers									
<b>Total Subsidies</b>	<b>10,798,129</b>		<b>2.48%</b>	<b>12,263,503</b>		<b>2.40%</b>	<b>12,013,503</b>		<b>2.48%</b>
1. General _____ State Support Special (Specify) _____	75,796,148	17.39%		78,731,891	15.38%		78,731,891	16.25%	
2. Budget Contingency Fund									
3. Education Enhancement Fund	19,947,367	4.58%		37,865,445	7.40%		16,060,670	3.31%	
4. Health Care Expendable Fund									
5. Tobacco Control Fund									
6. Capital Expense Fund	4,063,186	0.93%		9,226,201	1.80%		9,226,201	1.90%	
7. Working Cash Stabilization Reserve Fund									
8. BP Settlement Fund									
9. Gulf Coast Restoration Fund									
10. Coronavirus Local Fiscal Recovery Fund									
11. Coronavirus State Fiscal Recovery Fund									
12. Coronavirus State Fiscal Recovery Lost Revenue Fund									
13. MS Assoc of Ind Colleges and Univ (MAICU) Fund									
14. Federal _____ Other Special (Specify) _____									
15. Tuition and Fees	324,582,138	74.45%		346,251,104	67.64%		346,174,751	71.44%	
16. Other	11,576,133	2.66%		11,941,950	2.33%		12,018,303	2.48%	
17. 2022 IHL Capital Improvement Fund				23,882,500	4.67%		18,382,500	3.79%	
18. DFA Transfers				4,000,000	0.78%		4,000,000	0.83%	
<b>TOTAL</b>	<b>435,964,972</b>		<b>100.00%</b>	<b>511,899,091</b>		<b>100.00%</b>	<b>484,594,316</b>		<b>100.00%</b>

**SPECIAL FUNDS DETAIL**

University of Mississippi (267-00)

Name of Agency

<b>S. STATE SUPPORT SPECIAL FUNDS</b>		(1) <b>Actual Revenues</b> <b>FY 2023</b>	(2) <b>Estimated Revenues</b> <b>FY 2024</b>	(3) <b>Requested Revenues</b> <b>FY 2025</b>
<b>Source (Fund Number)</b>	<b>Detailed Description of Source</b>			
Budget Contingency Fund	BCF - Budget Contingency Fund			
Education Enhancement Fund	EEF - Education Enhancement Fund	19,947,367	37,865,445	16,060,670
Health Care Expendable Fund	HCEF - Health Care Expendable Fund			
Tobacco Control Fund	TCF - Tobacco Control Fund			
Capital Expense Fund	CEF - Capital Expense Fund	4,063,186	9,226,201	9,226,201
Working Cash Stabilization Reserve Fund	WCSRF - Working Cash Stabilization Reserve Fund			
BP Settlement Fund	BPSF - BP Settlement Fund			
Gulf Coast Restoration Fund	GCRF - Gulf Coast Restoration Fund			
Coronavirus Local Fiscal Recovery Fund	CLFRF - Coronavirus Local Fiscal Recovery Fund			
Coronavirus State Fiscal Recovery Fund	CSFRF - Coronavirus State Fiscal Recovery Fund			
Coronavirus State Fiscal Recovery Lost Revenue Fund	CLFRLRF - Coronavirus State Fiscal Recovery Lost Revenue Fund			
MS Assoc of Ind Colleges and Univ (MAICU) Fund	MAICUF - MS Assoc of Independent Colleges and Universities Fund			
<b>State Support Special Fund TOTAL</b>		<b>24,010,553</b>	<b>47,091,646</b>	<b>25,286,871</b>
STATE SUPPORT SPECIAL FUND LAPSE				

<b>A. FEDERAL FUNDS *</b>		<b>Percentage Match Requirement</b>		(1) <b>Actual Revenues</b> <b>FY 2023</b>	(2) <b>Estimated Revenues</b> <b>FY 2024</b>	(3) <b>Requested Revenues</b> <b>FY 2025</b>
<b>Source (Fund Number)</b>	<b>Detailed Description of Source</b>	<b>FY 2024</b>	<b>FY 2025</b>			
	Cash Balance-Unencumbered					
<b>Federal Fund TOTAL</b>						

<b>B. OTHER SPECIAL FUNDS (NON-FED'L)</b>		(1) <b>Actual Revenues</b> <b>FY 2023</b>	(2) <b>Estimated Revenues</b> <b>FY 2024</b>	(3) <b>Requested Revenues</b> <b>FY 2025</b>
<b>Source (Fund Number)</b>	<b>Detailed Description of Source</b>			
	Cash Balance-Unencumbered			
Tuition and Fees ()		324,582,138	346,251,104	346,251,104
Grants and Contracts ()		1,175,740	1,207,220	1,207,220
Sales and Services ()		1,072,998	1,072,998	1,072,998
Other ()		5,827,395	6,161,732	6,161,732
Reduction in Fund Balance ()		3,500,000	3,500,000	3,500,000
2022 IHL Capital Improvement Fund (HB 603) ()			18,382,500	18,382,500
2022 IHL Capital Improvement Fund Reapprop (HB 1353) ()			5,500,000	
UM Declaration of Independence (HB 603) ()			4,000,000	4,000,000
<b>Other Special Fund TOTAL</b>		<b>336,158,271</b>	<b>386,075,554</b>	<b>380,575,554</b>

<b>SECTIONS S + A + B TOTAL</b>		<b>360,168,824</b>	<b>433,167,200</b>	<b>405,862,425</b>
---------------------------------	--	--------------------	--------------------	--------------------

**SPECIAL FUNDS DETAIL**

University of Mississippi (267-00)

Name of Agency

<b>C. TREASURY FUND/BANK ACCOUNTS *</b>  <b>Name of Fund/Account</b>	<b>Fund/Account Number</b>	<b>Name of Bank (If Applicable)</b>	<b>(1) Reconciled Balance as of 6/30/23</b>	<b>(2) Balance as of 6/30/24</b>	<b>(3) Balance as of 6/30/25</b>
--	--------------------------------	-------------------------------------	---	--	--

\* Any non-federal funds that have restricted uses must be identified and narrative of restrictions attached.



**NARRATIVE OF SPECIAL FUNDS DETAIL AND TREASURY  
FUND/BANK ACCOUNTS**

University of Mississippi (267-00)

---

Name of Agency

**STATE SUPPORT SPECIAL FUNDS**

As a part of our state appropriation, the University of Mississippi receives Education Enhancement Funds, which are based on tax collections. A portion of these funds is designated for Economic Development.

For fiscal year 2023, Education Enhancement Funds were appropriated by the Legislature for the purpose of research, technology transfer, and entrepreneurial programs (UM SB3002 Section 41, regular session 2022), as well as capital projects, including the Healthcare Innovation Tech Hub, Biomedical Innovation, NIEC, and the UM Early Learning and Evaluation Center (UM SB3002 Section 42 b, c, & d).

For fiscal year 2024, Education Enhancement Funds were appropriated by the Legislature for the purpose of research, technology transfer, and entrepreneurial programs (SB3000 Section 40, regular session 2023). Additionally, the Legislature approved the reappropriation of funds for operations and capital projects, including the Haley Barbour Center for the Study of American Politics; Healthcare Innovation Tech Hub, Biomedical Innovation, and NIEC; the UM Early Learning and Evaluation Center, and technology transfer and entrepreneurial programs (SB3000 Section 41 b, c, d, & j).

Capital Expense Funds have also been appropriated to assist with construction and/or repair and renovation projects.

\$21,804,775 EEF reappropriated to FY 2024

**OTHER SPECIAL FUNDS**

Tuition, paid on behalf of students, is the primary source of revenue for the University of Mississippi. Other sources of revenue for the University of Mississippi include the sales and services of educational activities (e.g., student newspaper advertising, transcript fees, campus recreation memberships, student health services, and employee health services), investment income, and miscellaneous income.

2022 IHL Capital Improvements Fund: HB 1353, 2022 RS Reapprop = \$5,500,000

2022 IHL Capital Improvements Fund: HB 603, 2023 RS Appropriation = \$18,382,500

UM Declaration of Independence: HB 603, 2023 RS = \$4,000,000

**TREASURY FUND / BANK**

**CONTINUATION AND EXPANDED TOTAL REQUEST**

University of Mississippi (267-00)

SUMMARY OF ALL PROGRAMS

Name of Agency	FY 2023 Actual				Program
	(1) General	(2) State Support Special	(3) Federal	(4) Other Special	(5) Total
Salaries,Wages & Fringe	64,007,167	16,087,638		185,533,140	265,627,945
Travel	464,942	19,127		1,419,387	1,903,456
Contractual Services	7,695,478	4,562,190		129,282,784	141,540,452
Commodities	1,105,682	132,619		4,061,968	5,300,269
Other Than Equipment	872,306			3,873,171	4,745,477
Equipment	1,301,373	3,208,979		1,225,428	5,735,780
Vehicles				313,464	313,464
Wireless Communication Devices					
Subsidies, Loans & Grants	349,200			10,448,929	10,798,129
<b>Total</b>	<b>75,796,148</b>	<b>24,010,553</b>		<b>336,158,271</b>	<b>435,964,972</b>
No. of Positions (FTE)	705.00	199.00		2,027.00	2,931.00

	FY 2024 Estimated				
	(6) General	(7) State Support Special	(8) Federal	(9) Other Special	(10) Total
Salaries,Wages & Fringe	55,036,573	16,060,670		210,741,063	281,838,306
Travel	351,299			1,650,128	2,001,427
Contractual Services	20,423,374	29,780,976		152,172,611	202,376,961
Commodities	1,214,169			4,618,983	5,833,152
Other Than Equipment	814,146			3,931,331	4,745,477
Equipment	543,130			2,297,135	2,840,265
Vehicles					
Wireless Communication Devices					
Subsidies, Loans & Grants	349,200	1,250,000		10,664,303	12,263,503
<b>Total</b>	<b>78,731,891</b>	<b>47,091,646</b>		<b>386,075,554</b>	<b>511,899,091</b>
No. of Positions (FTE)	595.00	171.00		2,319.00	3,085.00

	FY 2025 Increase/Decrease for Continuation				
	(11) General	(12) State Support Special	(13) Federal	(14) Other Special	(15) Total
Salaries,Wages & Fringe					
Travel					
Contractual Services		(21,554,775)		(5,500,000)	(27,054,775)
Commodities					
Other Than Equipment					
Equipment					
Vehicles					
Wireless Communication Devices					
Subsidies, Loans & Grants		(250,000)			(250,000)
<b>Total</b>		<b>(21,804,775)</b>		<b>(5,500,000)</b>	<b>(27,304,775)</b>
No. of Positions (FTE)					

Note: FY2025 Total Request = FY2024 Estimated + FY2025 Incr(Decr) for Continuation + FY2025 Expansion/Reduction of Existing Activities + FY2025 New Activities.

**CONTINUATION AND EXPANDED TOTAL REQUEST**

University of Mississippi (267-00)

SUMMARY OF ALL PROGRAMS

Name of Agency	Program				
	<b>FY 2025 Expansion/Reduction of Existing Activities</b>				
	(16) General	(17) State Support Special	(18) Federal	(19) Other Special	(20) Total
Salaries,Wages & Fringe					
Travel					
Contractual Services					
Commodities					
Other Than Equipment					
Equipment					
Vehicles					
Wireless Communication Devices					
Subsidies, Loans & Grants					
<b>Total</b>					
No. of Positions (FTE)					

	<b>FY 2025 New Activities (*)</b>				
	(21) General	(22) State Support Special	(23) Federal	(24) Other Special	(25) Total
Salaries,Wages & Fringe					
Travel					
Contractual Services					
Commodities					
Other Than Equipment					
Equipment					
Vehicles					
Wireless Communication Devices					
Subsidies, Loans & Grants					
<b>Total</b>					
No. of Positions (FTE)					

	<b>FY 2025 Total Request</b>				
	(26) General	(27) State Support Special	(28) Federal	(29) Other Special	(30) Total
Salaries,Wages & Fringe	55,036,573	16,060,670		210,741,063	281,838,306
Travel	351,299			1,650,128	2,001,427
Contractual Services	20,423,374	8,226,201		146,672,611	175,322,186
Commodities	1,214,169			4,618,983	5,833,152
Other Than Equipment	814,146			3,931,331	4,745,477
Equipment	543,130			2,297,135	2,840,265
Vehicles					
Wireless Communication Devices					
Subsidies, Loans & Grants	349,200	1,000,000		10,664,303	12,013,503
<b>Total</b>	<b>78,731,891</b>	<b>25,286,871</b>		<b>380,575,554</b>	<b>484,594,316</b>
No. of Positions (FTE)	595.00	171.00		2,319.00	3,085.00

Note: FY2025 Total Request = FY2024 Estimated + FY2025 Incr(Decr) for Continuation + FY2025 Expansion/Reduction of Existing Activities + FY2025 New Activities.

**SUMMARY OF PROGRAMS  
FORM MBR-1-03sum**

University of Mississippi (267-00)

Name of Agency

FUNDING REQUESTED FISCAL YEAR 2025

	PROGRAM	GENERAL	ST. SUPP. SPECIAL	FEDERAL	OTHER SPECIAL	TOTAL
1.	Instruction	29,413,718	16,060,670		107,456,007	152,930,395
2.	Research	10,271,908			30,565,725	40,837,633
3.	Public Service				1,497,008	1,497,008
4.	Academic Support	6,722,985			32,823,990	39,546,975
5.	Student Services	3,335,926			18,048,211	21,384,137
6.	Institutional Support	5,391,198			33,117,352	38,508,550
7.	Operation & Maintenance	23,596,156	9,226,201		42,953,842	75,776,199
8.	Scholarship & Fellowships				109,949,051	109,949,051
9.	Mandatory Transfers				1,173,654	1,173,654
10.	Non-Mandatory Transfers				2,990,714	2,990,714
	Summary of All Programs	78,731,891	25,286,871		380,575,554	484,594,316

**CONTINUATION AND EXPANDED REQUEST**

Program 1 of 10

University of Mississippi (267-00)

Instruction

Name of Agency

Program

	<b>FY 2023 Actual</b>				
	<b>(1) General</b>	<b>(2) State Support Special</b>	<b>(3) Federal</b>	<b>(4) Other Special</b>	<b>(5) Total</b>
Salaries,Wages & Fringe	40,277,964	15,502,142		75,533,450	131,313,556
Travel	307,229			694,393	1,001,622
Contractual Services	2,281,899			5,157,515	7,439,414
Commodities	400,220			904,571	1,304,791
Other Than Equipment	108,377			244,950	353,327
Equipment	513,404	485,003		522,399	1,520,806
Vehicles				152,984	152,984
Wireless Communication Devices					
Subsidies, Loans & Grants	349,200			1,984,433	2,333,633
<b>Total</b>	<b>44,238,293</b>	<b>15,987,145</b>		<b>85,194,695</b>	<b>145,420,133</b>
No. of Positions (FTE)	442.00	175.00		824.00	1,441.00

	<b>FY 2024 Estimated</b>				
	<b>(6) General</b>	<b>(7) State Support Special</b>	<b>(8) Federal</b>	<b>(9) Other Special</b>	<b>(10) Total</b>
Salaries,Wages & Fringe	26,694,222	16,060,670		95,560,267	138,315,159
Travel	193,073			807,329	1,000,402
Contractual Services	1,527,141			6,385,687	7,912,828
Commodities	266,825			1,115,719	1,382,544
Other Than Equipment	68,191			285,136	353,327
Equipment	315,066			1,317,436	1,632,502
Vehicles					
Wireless Communication Devices					
Subsidies, Loans & Grants	349,200			1,984,433	2,333,633
<b>Total</b>	<b>29,413,718</b>	<b>16,060,670</b>		<b>107,456,007</b>	<b>152,930,395</b>
No. of Positions (FTE)	284.00	171.00		1,017.00	1,472.00

	<b>FY 2025 Increase/Decrease for Continuation</b>				
	<b>(11) General</b>	<b>(12) State Support Special</b>	<b>(13) Federal</b>	<b>(14) Other Special</b>	<b>(15) Total</b>
Salaries,Wages & Fringe					
Travel					
Contractual Services					
Commodities					
Other Than Equipment					
Equipment					
Vehicles					
Wireless Communication Devices					
Subsidies, Loans & Grants					
<b>Total</b>					
No. of Positions (FTE)					

Note: FY2025 Total Request = FY2024 Estimated + FY2025 Incr(Decr) for Continuation + FY2025 Expansion/Reduction of Existing Activities + FY2025 New Activities.

CONTINUATION AND EXPANDED REQUEST

University of Mississippi (267-00)

Instruction

Name of Agency

Program

	FY 2025 Expansion/Reduction of Existing Activities				
	(16) General	(17) State Support Special	(18) Federal	(19) Other Special	(20) Total
Salaries,Wages & Fringe					
Travel					
Contractual Services					
Commodities					
Other Than Equipment					
Equipment					
Vehicles					
Wireless Communication Devices					
Subsidies, Loans & Grants					
<b>Total</b>					
No. of Positions (FTE)					

	FY 2025 New Activities (*)				
	(21) General	(22) State Support Special	(23) Federal	(24) Other Special	(25) Total
Salaries,Wages & Fringe					
Travel					
Contractual Services					
Commodities					
Other Than Equipment					
Equipment					
Vehicles					
Wireless Communication Devices					
Subsidies, Loans & Grants					
<b>Total</b>					
No. of Positions (FTE)					

	FY 2025 Total Request				
	(26) General	(27) State Support Special	(28) Federal	(29) Other Special	(30) Total
Salaries,Wages & Fringe	26,694,222	16,060,670		95,560,267	138,315,159
Travel	193,073			807,329	1,000,402
Contractual Services	1,527,141			6,385,687	7,912,828
Commodities	266,825			1,115,719	1,382,544
Other Than Equipment	68,191			285,136	353,327
Equipment	315,066			1,317,436	1,632,502
Vehicles					
Wireless Communication Devices					
Subsidies, Loans & Grants	349,200			1,984,433	2,333,633
<b>Total</b>	<b>29,413,718</b>	<b>16,060,670</b>		<b>107,456,007</b>	<b>152,930,395</b>
No. of Positions (FTE)	284.00	171.00		1,017.00	1,472.00

Note: FY2025 Total Request = FY2024 Estimated + FY2025 Incr(Decr) for Continuation + FY2025 Expansion/Reduction of Existing Activities + FY2025 New Activities.

CONTINUATION AND EXPANDED REQUEST

University of Mississippi (267-00)

Research

Name of Agency	FY 2023 Actual				
	(1)	(2)	(3)	(4)	(5)
	General	State Support Special	Federal	Other Special	Total
Salaries,Wages & Fringe	6,502,779	585,496		28,596,282	35,684,557
Travel	6,401	19,127		9,599	35,127
Contractual Services	278,637	499,004		751,405	1,529,046
Commodities	81,728	132,619		234,139	448,486
Other Than Equipment					
Equipment	607,003	2,723,976			3,330,979
Vehicles					
Wireless Communication Devices					
Subsidies, Loans & Grants				1,970,647	1,970,647
<b>Total</b>	<b>7,476,548</b>	<b>3,960,222</b>		<b>31,562,072</b>	<b>42,998,842</b>
No. of Positions (FTE)	39.00	24.00		151.00	214.00

Name of Agency	FY 2024 Estimated				
	(6)	(7)	(8)	(9)	(10)
	General	State Support Special	Federal	Other Special	Total
Salaries,Wages & Fringe	9,822,693			27,344,545	37,167,238
Travel	5,021			13,979	19,000
Contractual Services	301,437			839,144	1,140,581
Commodities	86,729			241,438	328,167
Other Than Equipment					
Equipment	56,028			155,972	212,000
Vehicles					
Wireless Communication Devices					
Subsidies, Loans & Grants		250,000		1,970,647	2,220,647
<b>Total</b>	<b>10,271,908</b>	<b>250,000</b>		<b>30,565,725</b>	<b>41,087,633</b>
No. of Positions (FTE)	62.00			174.00	236.00

Name of Agency	FY 2025 Increase/Decrease for Continuation				
	(11)	(12)	(13)	(14)	(15)
	General	State Support Special	Federal	Other Special	Total
Salaries,Wages & Fringe					
Travel					
Contractual Services					
Commodities					
Other Than Equipment					
Equipment					
Vehicles					
Wireless Communication Devices					
Subsidies, Loans & Grants		(250,000)			(250,000)
<b>Total</b>		<b>(250,000)</b>			<b>(250,000)</b>
No. of Positions (FTE)					

Note: FY2025 Total Request = FY2024 Estimated + FY2025 Incr(Decr) for Continuation + FY2025 Expansion/Reduction of Existing Activities + FY2025 New Activities.

CONTINUATION AND EXPANDED REQUEST

University of Mississippi (267-00)

Research

Name of Agency

Program

	FY 2025 Expansion/Reduction of Existing Activities				
	(16) General	(17) State Support Special	(18) Federal	(19) Other Special	(20) Total
Salaries,Wages & Fringe					
Travel					
Contractual Services					
Commodities					
Other Than Equipment					
Equipment					
Vehicles					
Wireless Communication Devices					
Subsidies, Loans & Grants					
<b>Total</b>					
No. of Positions (FTE)					

	FY 2025 New Activities (*)				
	(21) General	(22) State Support Special	(23) Federal	(24) Other Special	(25) Total
Salaries,Wages & Fringe					
Travel					
Contractual Services					
Commodities					
Other Than Equipment					
Equipment					
Vehicles					
Wireless Communication Devices					
Subsidies, Loans & Grants					
<b>Total</b>					
No. of Positions (FTE)					

	FY 2025 Total Request				
	(26) General	(27) State Support Special	(28) Federal	(29) Other Special	(30) Total
Salaries,Wages & Fringe	9,822,693			27,344,545	37,167,238
Travel	5,021			13,979	19,000
Contractual Services	301,437			839,144	1,140,581
Commodities	86,729			241,438	328,167
Other Than Equipment					
Equipment	56,028			155,972	212,000
Vehicles					
Wireless Communication Devices					
Subsidies, Loans & Grants				1,970,647	1,970,647
<b>Total</b>	<b>10,271,908</b>			<b>30,565,725</b>	<b>40,837,633</b>
No. of Positions (FTE)	62.00			174.00	236.00

Note: FY2025 Total Request = FY2024 Estimated + FY2025 Incr(Decr) for Continuation + FY2025 Expansion/Reduction of Existing Activities + FY2025 New Activities.



CONTINUATION AND EXPANDED REQUEST

Program 3 of 10

University of Mississippi (267-00)

Public Service

Name of Agency

Program

	FY 2023 Actual				
	(1) General	(2) State Support Special	(3) Federal	(4) Other Special	(5) Total
Salaries,Wages & Fringe				1,422,316	1,422,316
Travel				14,500	14,500
Contractual Services				16,184	16,184
Commodities				13,638	13,638
Other Than Equipment					
Equipment				14,332	14,332
Vehicles					
Wireless Communication Devices					
Subsidies, Loans & Grants					
<b>Total</b>				<b>1,480,970</b>	<b>1,480,970</b>
No. of Positions (FTE)				12.00	12.00

	FY 2024 Estimated				
	(6) General	(7) State Support Special	(8) Federal	(9) Other Special	(10) Total
Salaries,Wages & Fringe				1,438,363	1,438,363
Travel				11,500	11,500
Contractual Services				19,175	19,175
Commodities				13,638	13,638
Other Than Equipment					
Equipment				14,332	14,332
Vehicles					
Wireless Communication Devices					
Subsidies, Loans & Grants					
<b>Total</b>				<b>1,497,008</b>	<b>1,497,008</b>
No. of Positions (FTE)				14.00	14.00

	FY 2025 Increase/Decrease for Continuation				
	(11) General	(12) State Support Special	(13) Federal	(14) Other Special	(15) Total
Salaries,Wages & Fringe					
Travel					
Contractual Services					
Commodities					
Other Than Equipment					
Equipment					
Vehicles					
Wireless Communication Devices					
Subsidies, Loans & Grants					
<b>Total</b>					
No. of Positions (FTE)					

Note: FY2025 Total Request = FY2024 Estimated + FY2025 Incr(Decr) for Continuation + FY2025 Expansion/Reduction of Existing Activities + FY2025 New Activities.

CONTINUATION AND EXPANDED REQUEST

University of Mississippi (267-00)

Public Service

Name of Agency

Program

	FY 2025 Expansion/Reduction of Existing Activities				
	(16) General	(17) State Support Special	(18) Federal	(19) Other Special	(20) Total
Salaries,Wages & Fringe					
Travel					
Contractual Services					
Commodities					
Other Than Equipment					
Equipment					
Vehicles					
Wireless Communication Devices					
Subsidies, Loans & Grants					
<b>Total</b>					
No. of Positions (FTE)					

	FY 2025 New Activities (*)				
	(21) General	(22) State Support Special	(23) Federal	(24) Other Special	(25) Total
Salaries,Wages & Fringe					
Travel					
Contractual Services					
Commodities					
Other Than Equipment					
Equipment					
Vehicles					
Wireless Communication Devices					
Subsidies, Loans & Grants					
<b>Total</b>					
No. of Positions (FTE)					

	FY 2025 Total Request				
	(26) General	(27) State Support Special	(28) Federal	(29) Other Special	(30) Total
Salaries,Wages & Fringe				1,438,363	1,438,363
Travel				11,500	11,500
Contractual Services				19,175	19,175
Commodities				13,638	13,638
Other Than Equipment					
Equipment				14,332	14,332
Vehicles					
Wireless Communication Devices					
Subsidies, Loans & Grants					
<b>Total</b>				<b>1,497,008</b>	<b>1,497,008</b>
No. of Positions (FTE)				14.00	14.00

Note: FY2025 Total Request = FY2024 Estimated + FY2025 Incr(Decr) for Continuation + FY2025 Expansion/Reduction of Existing Activities + FY2025 New Activities.

CONTINUATION AND EXPANDED REQUEST

Program 4 of 10  
Academic Support

University of Mississippi (267-00)

Name of Agency	FY 2023 Actual				
	(1)	(2)	(3)	(4)	(5)
	General	State Support Special	Federal	Other Special	Total
Salaries,Wages & Fringe	5,145,017			24,440,808	29,585,825
Travel	32,402			153,918	186,320
Contractual Services	340,820			1,619,020	1,959,840
Commodities	44,480			211,300	255,780
Other Than Equipment	758,584			3,603,566	4,362,150
Equipment	99,711			450,023	549,734
Vehicles				23,647	23,647
Wireless Communication Devices					
Subsidies, Loans & Grants				5,000	5,000
<b>Total</b>	<b>6,421,014</b>			<b>30,507,282</b>	<b>36,928,296</b>
No. of Positions (FTE)	62.00			294.00	356.00

Name of Agency	FY 2024 Estimated				
	(6)	(7)	(8)	(9)	(10)
	General	State Support Special	Federal	Other Special	Total
Salaries,Wages & Fringe	5,419,531			26,456,039	31,875,570
Travel	31,744			154,959	186,703
Contractual Services	362,953			1,771,792	2,134,745
Commodities	71,759			350,301	422,060
Other Than Equipment	741,659			3,620,491	4,362,150
Equipment	95,339			465,408	560,747
Vehicles					
Wireless Communication Devices					
Subsidies, Loans & Grants				5,000	5,000
<b>Total</b>	<b>6,722,985</b>			<b>32,823,990</b>	<b>39,546,975</b>
No. of Positions (FTE)	65.00			318.00	383.00

Name of Agency	FY 2025 Increase/Decrease for Continuation				
	(11)	(12)	(13)	(14)	(15)
	General	State Support Special	Federal	Other Special	Total
Salaries,Wages & Fringe					
Travel					
Contractual Services					
Commodities					
Other Than Equipment					
Equipment					
Vehicles					
Wireless Communication Devices					
Subsidies, Loans & Grants					
<b>Total</b>					
No. of Positions (FTE)					

Note: FY2025 Total Request = FY2024 Estimated + FY2025 Incr(Decr) for Continuation + FY2025 Expansion/Reduction of Existing Activities + FY2025 New Activities.

CONTINUATION AND EXPANDED REQUEST

Program 4 of 10  
Academic Support

University of Mississippi (267-00)

	FY 2025 Expansion/Reduction of Existing Activities				
	(16) General	(17) State Support Special	(18) Federal	(19) Other Special	(20) Total
Salaries,Wages & Fringe					
Travel					
Contractual Services					
Commodities					
Other Than Equipment					
Equipment					
Vehicles					
Wireless Communication Devices					
Subsidies, Loans & Grants					
<b>Total</b>					
No. of Positions (FTE)					

	FY 2025 New Activities (*)				
	(21) General	(22) State Support Special	(23) Federal	(24) Other Special	(25) Total
Salaries,Wages & Fringe					
Travel					
Contractual Services					
Commodities					
Other Than Equipment					
Equipment					
Vehicles					
Wireless Communication Devices					
Subsidies, Loans & Grants					
<b>Total</b>					
No. of Positions (FTE)					

	FY 2025 Total Request				
	(26) General	(27) State Support Special	(28) Federal	(29) Other Special	(30) Total
Salaries,Wages & Fringe	5,419,531			26,456,039	31,875,570
Travel	31,744			154,959	186,703
Contractual Services	362,953			1,771,792	2,134,745
Commodities	71,759			350,301	422,060
Other Than Equipment	741,659			3,620,491	4,362,150
Equipment	95,339			465,408	560,747
Vehicles					
Wireless Communication Devices					
Subsidies, Loans & Grants				5,000	5,000
<b>Total</b>	<b>6,722,985</b>			<b>32,823,990</b>	<b>39,546,975</b>
No. of Positions (FTE)	65.00			318.00	383.00

Note: FY2025 Total Request = FY2024 Estimated + FY2025 Incr(Decr) for Continuation + FY2025 Expansion/Reduction of Existing Activities + FY2025 New Activities.

CONTINUATION AND EXPANDED REQUEST

Program 5 of 10  
Student Services

University of Mississippi (267-00)

Name of Agency	FY 2023 Actual				
	(1)	(2)	(3)	(4)	(5)
	General	State Support Special	Federal	Other Special	Total
Salaries,Wages & Fringe	2,839,017			12,507,693	15,346,710
Travel	14,246			62,762	77,008
Contractual Services	463,070			2,040,118	2,503,188
Commodities	67,300			296,500	363,800
Other Than Equipment					
Equipment	10,493			46,228	56,721
Vehicles					
Wireless Communication Devices					
Subsidies, Loans & Grants				1,172,742	1,172,742
<b>Total</b>	<b>3,394,126</b>			<b>16,126,043</b>	<b>19,520,169</b>
No. of Positions (FTE)	42.00			186.00	228.00

Name of Agency	FY 2024 Estimated				
	(6)	(7)	(8)	(9)	(10)
	General	State Support Special	Federal	Other Special	Total
Salaries,Wages & Fringe	2,775,590			14,040,887	16,816,477
Travel	12,710			64,298	77,008
Contractual Services	478,219			2,419,170	2,897,389
Commodities	60,046			303,754	363,800
Other Than Equipment					
Equipment	9,361			47,360	56,721
Vehicles					
Wireless Communication Devices					
Subsidies, Loans & Grants				1,172,742	1,172,742
<b>Total</b>	<b>3,335,926</b>			<b>18,048,211</b>	<b>21,384,137</b>
No. of Positions (FTE)	41.00			208.00	249.00

Name of Agency	FY 2025 Increase/Decrease for Continuation				
	(11)	(12)	(13)	(14)	(15)
	General	State Support Special	Federal	Other Special	Total
Salaries,Wages & Fringe					
Travel					
Contractual Services					
Commodities					
Other Than Equipment					
Equipment					
Vehicles					
Wireless Communication Devices					
Subsidies, Loans & Grants					
<b>Total</b>					
No. of Positions (FTE)					

Note: FY2025 Total Request = FY2024 Estimated + FY2025 Incr(Decr) for Continuation + FY2025 Expansion/Reduction of Existing Activities + FY2025 New Activities.

**CONTINUATION AND EXPANDED REQUEST**

University of Mississippi (267-00)

Student Services

Name of Agency

Program

	<b>FY 2025 Expansion/Reduction of Existing Activities</b>				
	<b>(16) General</b>	<b>(17) State Support Special</b>	<b>(18) Federal</b>	<b>(19) Other Special</b>	<b>(20) Total</b>
Salaries,Wages & Fringe					
Travel					
Contractual Services					
Commodities					
Other Than Equipment					
Equipment					
Vehicles					
Wireless Communication Devices					
Subsidies, Loans & Grants					
<b>Total</b>					
No. of Positions (FTE)					

	<b>FY 2025 New Activities (*)</b>				
	<b>(21) General</b>	<b>(22) State Support Special</b>	<b>(23) Federal</b>	<b>(24) Other Special</b>	<b>(25) Total</b>
Salaries,Wages & Fringe					
Travel					
Contractual Services					
Commodities					
Other Than Equipment					
Equipment					
Vehicles					
Wireless Communication Devices					
Subsidies, Loans & Grants					
<b>Total</b>					
No. of Positions (FTE)					

	<b>FY 2025 Total Request</b>				
	<b>(26) General</b>	<b>(27) State Support Special</b>	<b>(28) Federal</b>	<b>(29) Other Special</b>	<b>(30) Total</b>
Salaries,Wages & Fringe	2,775,590			14,040,887	16,816,477
Travel	12,710			64,298	77,008
Contractual Services	478,219			2,419,170	2,897,389
Commodities	60,046			303,754	363,800
Other Than Equipment					
Equipment	9,361			47,360	56,721
Vehicles					
Wireless Communication Devices					
Subsidies, Loans & Grants				1,172,742	1,172,742
<b>Total</b>	<b>3,335,926</b>			<b>18,048,211</b>	<b>21,384,137</b>
No. of Positions (FTE)	41.00			208.00	249.00

Note: FY2025 Total Request = FY2024 Estimated + FY2025 Incr(Decr) for Continuation + FY2025 Expansion/Reduction of Existing Activities + FY2025 New Activities.

CONTINUATION AND EXPANDED REQUEST

Program 6 of 10  
Institutional Support

University of Mississippi (267-00)

Name of Agency	FY 2023 Actual				
	(1)	(2)	(3)	(4)	(5)
	General	State Support Special	Federal	Other Special	Total
Salaries,Wages & Fringe	5,108,237			23,563,458	28,671,695
Travel	89,959			414,962	504,921
Contractual Services	926,246			4,272,621	5,198,867
Commodities	94,773			437,175	531,948
Other Than Equipment	5,345			24,655	30,000
Equipment	41,044			102,306	143,350
Vehicles				87,023	87,023
Wireless Communication Devices					
Subsidies, Loans & Grants				866,701	866,701
<b>Total</b>	<b>6,265,604</b>			<b>29,768,901</b>	<b>36,034,505</b>
No. of Positions (FTE)	48.00			220.00	268.00

Name of Agency	FY 2024 Estimated				
	(6)	(7)	(8)	(9)	(10)
	General	State Support Special	Federal	Other Special	Total
Salaries,Wages & Fringe	4,422,440			26,458,090	30,880,530
Travel	89,200			533,656	622,856
Contractual Services	775,549			4,639,868	5,415,417
Commodities	71,888			430,083	501,971
Other Than Equipment	4,296			25,704	30,000
Equipment	27,825			166,470	194,295
Vehicles					
Wireless Communication Devices					
Subsidies, Loans & Grants				863,481	863,481
<b>Total</b>	<b>5,391,198</b>			<b>33,117,352</b>	<b>38,508,550</b>
No. of Positions (FTE)	42.00			254.00	296.00

Name of Agency	FY 2025 Increase/Decrease for Continuation				
	(11)	(12)	(13)	(14)	(15)
	General	State Support Special	Federal	Other Special	Total
Salaries,Wages & Fringe					
Travel					
Contractual Services					
Commodities					
Other Than Equipment					
Equipment					
Vehicles					
Wireless Communication Devices					
Subsidies, Loans & Grants					
<b>Total</b>					
No. of Positions (FTE)					

Note: FY2025 Total Request = FY2024 Estimated + FY2025 Incr(Decr) for Continuation + FY2025 Expansion/Reduction of Existing Activities + FY2025 New Activities.

CONTINUATION AND EXPANDED REQUEST

University of Mississippi (267-00)

Institutional Support

Name of Agency

Program

	FY 2025 Expansion/Reduction of Existing Activities				
	(16) General	(17) State Support Special	(18) Federal	(19) Other Special	(20) Total
Salaries,Wages & Fringe					
Travel					
Contractual Services					
Commodities					
Other Than Equipment					
Equipment					
Vehicles					
Wireless Communication Devices					
Subsidies, Loans & Grants					
<b>Total</b>					
No. of Positions (FTE)					

	FY 2025 New Activities (*)				
	(21) General	(22) State Support Special	(23) Federal	(24) Other Special	(25) Total
Salaries,Wages & Fringe					
Travel					
Contractual Services					
Commodities					
Other Than Equipment					
Equipment					
Vehicles					
Wireless Communication Devices					
Subsidies, Loans & Grants					
<b>Total</b>					
No. of Positions (FTE)					

	FY 2025 Total Request				
	(26) General	(27) State Support Special	(28) Federal	(29) Other Special	(30) Total
Salaries,Wages & Fringe	4,422,440			26,458,090	30,880,530
Travel	89,200			533,656	622,856
Contractual Services	775,549			4,639,868	5,415,417
Commodities	71,888			430,083	501,971
Other Than Equipment	4,296			25,704	30,000
Equipment	27,825			166,470	194,295
Vehicles					
Wireless Communication Devices					
Subsidies, Loans & Grants				863,481	863,481
<b>Total</b>	<b>5,391,198</b>			<b>33,117,352</b>	<b>38,508,550</b>
No. of Positions (FTE)	42.00			254.00	296.00

Note: FY2025 Total Request = FY2024 Estimated + FY2025 Incr(Decr) for Continuation + FY2025 Expansion/Reduction of Existing Activities + FY2025 New Activities.



**CONTINUATION AND EXPANDED REQUEST**

Program 7 of 10

University of Mississippi (267-00)

Operation & Maintenance

Name of Agency	FY 2023 Actual				
	(1)	(2)	(3)	(4)	(5)
	General	State Support Special	Federal	Other Special	Total
Salaries,Wages & Fringe	4,134,153			19,469,133	23,603,286
Travel	14,705			69,253	83,958
Contractual Services	3,404,806	4,063,186		12,019,770	19,487,762
Commodities	417,181			1,964,645	2,381,826
Other Than Equipment					
Equipment	29,718			90,140	119,858
Vehicles				49,810	49,810
Wireless Communication Devices					
Subsidies, Loans & Grants				335,038	335,038
<b>Total</b>	<b>8,000,563</b>	<b>4,063,186</b>		<b>33,997,789</b>	<b>46,061,538</b>
No. of Positions (FTE)	72.00			340.00	412.00

Name of Agency	FY 2024 Estimated				
	(6)	(7)	(8)	(9)	(10)
	General	State Support Special	Federal	Other Special	Total
Salaries,Wages & Fringe	5,902,097			19,442,872	25,344,969
Travel	19,551			64,407	83,958
Contractual Services	16,978,075	29,780,976		26,148,724	72,907,775
Commodities	656,922			2,164,050	2,820,972
Other Than Equipment					
Equipment	39,511			130,157	169,668
Vehicles					
Wireless Communication Devices					
Subsidies, Loans & Grants		1,000,000		503,632	1,503,632
<b>Total</b>	<b>23,596,156</b>	<b>30,780,976</b>		<b>48,453,842</b>	<b>102,830,974</b>
No. of Positions (FTE)	101.00			334.00	435.00

Name of Agency	FY 2025 Increase/Decrease for Continuation				
	(11)	(12)	(13)	(14)	(15)
	General	State Support Special	Federal	Other Special	Total
Salaries,Wages & Fringe					
Travel					
Contractual Services		(21,554,775)		(5,500,000)	(27,054,775)
Commodities					
Other Than Equipment					
Equipment					
Vehicles					
Wireless Communication Devices					
Subsidies, Loans & Grants					
<b>Total</b>		<b>(21,554,775)</b>		<b>(5,500,000)</b>	<b>(27,054,775)</b>
No. of Positions (FTE)					

Note: FY2025 Total Request = FY2024 Estimated + FY2025 Incr(Decr) for Continuation + FY2025 Expansion/Reduction of Existing Activities + FY2025 New Activities.

**CONTINUATION AND EXPANDED REQUEST**

University of Mississippi (267-00)

Operation & Maintenance

Name of Agency

Program

	FY 2025 Expansion/Reduction of Existing Activities				
	(16) General	(17) State Support Special	(18) Federal	(19) Other Special	(20) Total
Salaries,Wages & Fringe					
Travel					
Contractual Services					
Commodities					
Other Than Equipment					
Equipment					
Vehicles					
Wireless Communication Devices					
Subsidies, Loans & Grants					
<b>Total</b>					
No. of Positions (FTE)					

	FY 2025 New Activities (*)				
	(21) General	(22) State Support Special	(23) Federal	(24) Other Special	(25) Total
Salaries,Wages & Fringe					
Travel					
Contractual Services					
Commodities					
Other Than Equipment					
Equipment					
Vehicles					
Wireless Communication Devices					
Subsidies, Loans & Grants					
<b>Total</b>					
No. of Positions (FTE)					

	FY 2025 Total Request				
	(26) General	(27) State Support Special	(28) Federal	(29) Other Special	(30) Total
Salaries,Wages & Fringe	5,902,097			19,442,872	25,344,969
Travel	19,551			64,407	83,958
Contractual Services	16,978,075	8,226,201		20,648,724	45,853,000
Commodities	656,922			2,164,050	2,820,972
Other Than Equipment					
Equipment	39,511			130,157	169,668
Vehicles					
Wireless Communication Devices					
Subsidies, Loans & Grants		1,000,000		503,632	1,503,632
<b>Total</b>	<b>23,596,156</b>	<b>9,226,201</b>		<b>42,953,842</b>	<b>75,776,199</b>
No. of Positions (FTE)	101.00			334.00	435.00

Note: FY2025 Total Request = FY2024 Estimated + FY2025 Incr(Decr) for Continuation + FY2025 Expansion/Reduction of Existing Activities + FY2025 New Activities.

**CONTINUATION AND EXPANDED REQUEST**

University of Mississippi (267-00)

Name of Agency	FY 2023 Actual				
	(1) General	(2) State Support Special	(3) Federal	(4) Other Special	(5) Total
Salaries,Wages & Fringe					
Travel					
Contractual Services				103,406,151	103,406,151
Commodities					
Other Than Equipment					
Equipment					
Vehicles					
Wireless Communication Devices					
Subsidies, Loans & Grants					
<b>Total</b>				<b>103,406,151</b>	<b>103,406,151</b>
No. of Positions (FTE)					

	FY 2024 Estimated				
	(6) General	(7) State Support Special	(8) Federal	(9) Other Special	(10) Total
Salaries,Wages & Fringe					
Travel					
Contractual Services				109,949,051	109,949,051
Commodities					
Other Than Equipment					
Equipment					
Vehicles					
Wireless Communication Devices					
Subsidies, Loans & Grants					
<b>Total</b>				<b>109,949,051</b>	<b>109,949,051</b>
No. of Positions (FTE)					

	FY 2025 Increase/Decrease for Continuation				
	(11) General	(12) State Support Special	(13) Federal	(14) Other Special	(15) Total
Salaries,Wages & Fringe					
Travel					
Contractual Services					
Commodities					
Other Than Equipment					
Equipment					
Vehicles					
Wireless Communication Devices					
Subsidies, Loans & Grants					
<b>Total</b>					
No. of Positions (FTE)					

Note: FY2025 Total Request = FY2024 Estimated + FY2025 Incr(Decr) for Continuation + FY2025 Expansion/Reduction of Existing Activities + FY2025 New Activities.

**CONTINUATION AND EXPANDED REQUEST**

University of Mississippi (267-00)

Name of Agency

Program

	<b>FY 2025 Expansion/Reduction of Existing Activities</b>				
	<b>(16) General</b>	<b>(17) State Support Special</b>	<b>(18) Federal</b>	<b>(19) Other Special</b>	<b>(20) Total</b>
Salaries,Wages & Fringe					
Travel					
Contractual Services					
Commodities					
Other Than Equipment					
Equipment					
Vehicles					
Wireless Communication Devices					
Subsidies, Loans & Grants					
<b>Total</b>					
No. of Positions (FTE)					

	<b>FY 2025 New Activities (*)</b>				
	<b>(21) General</b>	<b>(22) State Support Special</b>	<b>(23) Federal</b>	<b>(24) Other Special</b>	<b>(25) Total</b>
Salaries,Wages & Fringe					
Travel					
Contractual Services					
Commodities					
Other Than Equipment					
Equipment					
Vehicles					
Wireless Communication Devices					
Subsidies, Loans & Grants					
<b>Total</b>					
No. of Positions (FTE)					

	<b>FY 2025 Total Request</b>				
	<b>(26) General</b>	<b>(27) State Support Special</b>	<b>(28) Federal</b>	<b>(29) Other Special</b>	<b>(30) Total</b>
Salaries,Wages & Fringe					
Travel					
Contractual Services				109,949,051	109,949,051
Commodities					
Other Than Equipment					
Equipment					
Vehicles					
Wireless Communication Devices					
Subsidies, Loans & Grants					
<b>Total</b>				<b>109,949,051</b>	<b>109,949,051</b>
No. of Positions (FTE)					

Note: FY2025 Total Request = FY2024 Estimated + FY2025 Incr(Decr) for Continuation + FY2025 Expansion/Reduction of Existing Activities + FY2025 New Activities.

**CONTINUATION AND EXPANDED REQUEST**

Program 9 of 10  
Mandatory Transfers

University of Mississippi (267-00)

Name of Agency	FY 2023 Actual				
	(1) General	(2) State Support Special	(3) Federal	(4) Other Special	(5) Total
Salaries,Wages & Fringe					
Travel					
Contractual Services					
Commodities					
Other Than Equipment					
Equipment					
Vehicles					
Wireless Communication Devices					
Subsidies, Loans & Grants				1,173,654	1,173,654
<b>Total</b>				<b>1,173,654</b>	<b>1,173,654</b>
No. of Positions (FTE)					

	FY 2024 Estimated				
	(6) General	(7) State Support Special	(8) Federal	(9) Other Special	(10) Total
Salaries,Wages & Fringe					
Travel					
Contractual Services					
Commodities					
Other Than Equipment					
Equipment					
Vehicles					
Wireless Communication Devices					
Subsidies, Loans & Grants				1,173,654	1,173,654
<b>Total</b>				<b>1,173,654</b>	<b>1,173,654</b>
No. of Positions (FTE)					

	FY 2025 Increase/Decrease for Continuation				
	(11) General	(12) State Support Special	(13) Federal	(14) Other Special	(15) Total
Salaries,Wages & Fringe					
Travel					
Contractual Services					
Commodities					
Other Than Equipment					
Equipment					
Vehicles					
Wireless Communication Devices					
Subsidies, Loans & Grants					
<b>Total</b>					
No. of Positions (FTE)					

Note: FY2025 Total Request = FY2024 Estimated + FY2025 Incr(Decr) for Continuation + FY2025 Expansion/Reduction of Existing Activities + FY2025 New Activities.

CONTINUATION AND EXPANDED REQUEST

University of Mississippi (267-00)

	FY 2025 Expansion/Reduction of Existing Activities				
	(16) General	(17) State Support Special	(18) Federal	(19) Other Special	(20) Total
Salaries,Wages & Fringe					
Travel					
Contractual Services					
Commodities					
Other Than Equipment					
Equipment					
Vehicles					
Wireless Communication Devices					
Subsidies, Loans & Grants					
<b>Total</b>					
No. of Positions (FTE)					

	FY 2025 New Activities (*)				
	(21) General	(22) State Support Special	(23) Federal	(24) Other Special	(25) Total
Salaries,Wages & Fringe					
Travel					
Contractual Services					
Commodities					
Other Than Equipment					
Equipment					
Vehicles					
Wireless Communication Devices					
Subsidies, Loans & Grants					
<b>Total</b>					
No. of Positions (FTE)					

	FY 2025 Total Request				
	(26) General	(27) State Support Special	(28) Federal	(29) Other Special	(30) Total
Salaries,Wages & Fringe					
Travel					
Contractual Services					
Commodities					
Other Than Equipment					
Equipment					
Vehicles					
Wireless Communication Devices					
Subsidies, Loans & Grants				1,173,654	1,173,654
<b>Total</b>				<b>1,173,654</b>	<b>1,173,654</b>
No. of Positions (FTE)					

Note: FY2025 Total Request = FY2024 Estimated + FY2025 Incr(Decr) for Continuation + FY2025 Expansion/Reduction of Existing Activities + FY2025 New Activities.

CONTINUATION AND EXPANDED REQUEST

University of Mississippi (267-00)

Non-Mandatory Transfers

Name of Agency	FY 2023 Actual				
	(1) General	(2) State Support Special	(3) Federal	(4) Other Special	(5) Total
Salaries,Wages & Fringe					
Travel					
Contractual Services					
Commodities					
Other Than Equipment					
Equipment					
Vehicles					
Wireless Communication Devices					
Subsidies, Loans & Grants				2,940,714	2,940,714
<b>Total</b>				<b>2,940,714</b>	<b>2,940,714</b>
No. of Positions (FTE)					

	FY 2024 Estimated				
	(6) General	(7) State Support Special	(8) Federal	(9) Other Special	(10) Total
Salaries,Wages & Fringe					
Travel					
Contractual Services					
Commodities					
Other Than Equipment					
Equipment					
Vehicles					
Wireless Communication Devices					
Subsidies, Loans & Grants				2,990,714	2,990,714
<b>Total</b>				<b>2,990,714</b>	<b>2,990,714</b>
No. of Positions (FTE)					

	FY 2025 Increase/Decrease for Continuation				
	(11) General	(12) State Support Special	(13) Federal	(14) Other Special	(15) Total
Salaries,Wages & Fringe					
Travel					
Contractual Services					
Commodities					
Other Than Equipment					
Equipment					
Vehicles					
Wireless Communication Devices					
Subsidies, Loans & Grants					
<b>Total</b>					
No. of Positions (FTE)					

Note: FY2025 Total Request = FY2024 Estimated + FY2025 Incr(Decr) for Continuation + FY2025 Expansion/Reduction of Existing Activities + FY2025 New Activities.

**CONTINUATION AND EXPANDED REQUEST**

University of Mississippi (267-00)

Non-Mandatory Transfers

Name of Agency

Program

	FY 2025 Expansion/Reduction of Existing Activities				
	(16) General	(17) State Support Special	(18) Federal	(19) Other Special	(20) Total
Salaries,Wages & Fringe					
Travel					
Contractual Services					
Commodities					
Other Than Equipment					
Equipment					
Vehicles					
Wireless Communication Devices					
Subsidies, Loans & Grants					
<b>Total</b>					
No. of Positions (FTE)					

	FY 2025 New Activities (*)				
	(21) General	(22) State Support Special	(23) Federal	(24) Other Special	(25) Total
Salaries,Wages & Fringe					
Travel					
Contractual Services					
Commodities					
Other Than Equipment					
Equipment					
Vehicles					
Wireless Communication Devices					
Subsidies, Loans & Grants					
<b>Total</b>					
No. of Positions (FTE)					

	FY 2025 Total Request				
	(26) General	(27) State Support Special	(28) Federal	(29) Other Special	(30) Total
Salaries,Wages & Fringe					
Travel					
Contractual Services					
Commodities					
Other Than Equipment					
Equipment					
Vehicles					
Wireless Communication Devices					
Subsidies, Loans & Grants				2,990,714	2,990,714
<b>Total</b>				<b>2,990,714</b>	<b>2,990,714</b>
No. of Positions (FTE)					

Note: FY2025 Total Request = FY2024 Estimated + FY2025 Incr(Decr) for Continuation + FY2025 Expansion/Reduction of Existing Activities + FY2025 New Activities.



**PROGRAM DECISION UNITS**

University of Mississippi

1 - Instruction

Name of Agency

Program Name

	A	B	C	D	E			
<b>EXPENDITURES</b>	FY 2024 Appropriated	Escalations By DFA	Non-Recurring Items	Total Funding Change	FY 2025 Total Request			
<b>SALARIES</b>	138,315,159				138,315,159			
GENERAL	26,694,222				26,694,222			
ST. SUP. SPECIAL	16,060,670				16,060,670			
FEDERAL								
OTHER	95,560,267				95,560,267			
<b>TRAVEL</b>	1,000,402				1,000,402			
GENERAL	193,073				193,073			
ST. SUP. SPECIAL								
FEDERAL								
OTHER	807,329				807,329			
<b>CONTRACTUAL</b>	7,912,828				7,912,828			
GENERAL	1,527,141				1,527,141			
ST. SUP. SPECIAL								
FEDERAL								
OTHER	6,385,687				6,385,687			
<b>COMMODITIES</b>	1,382,544				1,382,544			
GENERAL	266,825				266,825			
ST. SUP. SPECIAL								
FEDERAL								
OTHER	1,115,719				1,115,719			
<b>CAPTITAL-OTE</b>	353,327				353,327			
GENERAL	68,191				68,191			
ST. SUP. SPECIAL								
FEDERAL								
OTHER	285,136				285,136			
<b>EQUIPMENT</b>	1,632,502				1,632,502			
GENERAL	315,066				315,066			
ST. SUP. SPECIAL								
FEDERAL								
OTHER	1,317,436				1,317,436			
<b>VEHICLES</b>								
GENERAL								
ST. SUP. SPECIAL								
FEDERAL								
OTHER								
<b>WIRELESS DEV</b>								
GENERAL								
ST. SUP. SPECIAL								
FEDERAL								
OTHER								
<b>SUBSIDIES</b>	2,333,633				2,333,633			
GENERAL	349,200				349,200			
ST. SUP. SPECIAL								
FEDERAL								
OTHER	1,984,433				1,984,433			
<b>TOTAL</b>	152,930,395				152,930,395			

**FUNDING**

GENERAL FUNDS	29,413,718				29,413,718			
ST. SUP. SPCL FUNDS	16,060,670				16,060,670			
FEDERAL FUNDS								
OTHER SP. FUNDS	107,456,007				107,456,007			
<b>TOTAL</b>	152,930,395				152,930,395			

**POSITIONS**

GENERAL FTE	284.00				284.00			
ST. SUP. SPCL. FTE	171.00				171.00			
FEDERAL FTE								
OTHER SP. FTE	1,017.00				1,017.00			
<b>TOTAL</b>	1,472.00				1,472.00			

**PRIORITY LEVEL :**

--	--	--	--	--	--	--	--	--

**PROGRAM DECISION UNITS**

University of Mississippi

2 - Research

Name of Agency

Program Name

	A	B	C	D	E			
<b>EXPENDITURES</b>	FY 2024 Appropriated	Escalations By DFA	Non-Recurring Items	Total Funding Change	FY 2025 Total Request			
<b>SALARIES</b>	37,167,238				37,167,238			
GENERAL	9,822,693				9,822,693			
ST. SUP. SPECIAL								
FEDERAL								
OTHER	27,344,545				27,344,545			
<b>TRAVEL</b>	19,000				19,000			
GENERAL	5,021				5,021			
ST. SUP. SPECIAL								
FEDERAL								
OTHER	13,979				13,979			
<b>CONTRACTUAL</b>	1,140,581				1,140,581			
GENERAL	301,437				301,437			
ST. SUP. SPECIAL								
FEDERAL								
OTHER	839,144				839,144			
<b>COMMODITIES</b>	328,167				328,167			
GENERAL	86,729				86,729			
ST. SUP. SPECIAL								
FEDERAL								
OTHER	241,438				241,438			
<b>CAPTITAL-OTE</b>								
GENERAL								
ST. SUP. SPECIAL								
FEDERAL								
OTHER								
<b>EQUIPMENT</b>	212,000				212,000			
GENERAL	56,028				56,028			
ST. SUP. SPECIAL								
FEDERAL								
OTHER	155,972				155,972			
<b>VEHICLES</b>								
GENERAL								
ST. SUP. SPECIAL								
FEDERAL								
OTHER								
<b>WIRELESS DEV</b>								
GENERAL								
ST. SUP. SPECIAL								
FEDERAL								
OTHER								
<b>SUBSIDIES</b>	2,220,647		(250,000)	(250,000)	1,970,647			
GENERAL								
ST. SUP. SPECIAL	250,000		(250,000)	(250,000)				
FEDERAL								
OTHER	1,970,647				1,970,647			
<b>TOTAL</b>	41,087,633		(250,000)	(250,000)	40,837,633			

**FUNDING**

GENERAL FUNDS	10,271,908				10,271,908			
ST. SUP. SPCL FUNDS	250,000		(250,000)	(250,000)				
FEDERAL FUNDS								
OTHER SP. FUNDS	30,565,725				30,565,725			
<b>TOTAL</b>	41,087,633		(250,000)	(250,000)	40,837,633			

**POSITIONS**

GENERAL FTE	62.00				62.00			
ST. SUP. SPCL. FTE								
FEDERAL FTE								
OTHER SP. FTE	174.00				174.00			
<b>TOTAL</b>	236.00				236.00			

**PRIORITY LEVEL :**

--	--	--	--	--	--	--	--	--

**PROGRAM DECISION UNITS**

University of Mississippi

3 - Public Service

Name of Agency

Program Name

	A	B	C	D	E			
<b>EXPENDITURES</b>	FY 2024 Appropriated	Escalations By DFA	Non-Recurring Items	Total Funding Change	FY 2025 Total Request			
<b>SALARIES</b>	1,438,363				1,438,363			
GENERAL								
ST. SUP. SPECIAL								
FEDERAL								
OTHER	1,438,363				1,438,363			
<b>TRAVEL</b>	11,500				11,500			
GENERAL								
ST. SUP. SPECIAL								
FEDERAL								
OTHER	11,500				11,500			
<b>CONTRACTUAL</b>	19,175				19,175			
GENERAL								
ST. SUP. SPECIAL								
FEDERAL								
OTHER	19,175				19,175			
<b>COMMODITIES</b>	13,638				13,638			
GENERAL								
ST. SUP. SPECIAL								
FEDERAL								
OTHER	13,638				13,638			
<b>CAPTITAL-OTE</b>								
GENERAL								
ST. SUP. SPECIAL								
FEDERAL								
OTHER								
<b>EQUIPMENT</b>	14,332				14,332			
GENERAL								
ST. SUP. SPECIAL								
FEDERAL								
OTHER	14,332				14,332			
<b>VEHICLES</b>								
GENERAL								
ST. SUP. SPECIAL								
FEDERAL								
OTHER								
<b>WIRELESS DEV</b>								
GENERAL								
ST. SUP. SPECIAL								
FEDERAL								
OTHER								
<b>SUBSIDIES</b>								
GENERAL								
ST. SUP. SPECIAL								
FEDERAL								
OTHER								
<b>TOTAL</b>	1,497,008				1,497,008			

**FUNDING**

GENERAL FUNDS								
ST. SUP. SPCL FUNDS								
FEDERAL FUNDS								
OTHER SP. FUNDS	1,497,008				1,497,008			
<b>TOTAL</b>	1,497,008				1,497,008			

**POSITIONS**

GENERAL FTE								
ST. SUP. SPCL. FTE								
FEDERAL FTE								
OTHER SP. FTE	14.00				14.00			
<b>TOTAL</b>	14.00				14.00			

**PRIORITY LEVEL :**

--	--	--	--	--	--	--	--	--

**PROGRAM DECISION UNITS**

University of Mississippi

4 - Academic Support

Name of Agency

Program Name

	A	B	C	D	E			
<b>EXPENDITURES</b>	FY 2024 Appropriated	Escalations By DFA	Non-Recurring Items	Total Funding Change	FY 2025 Total Request			
<b>SALARIES</b>	31,875,570				31,875,570			
GENERAL	5,419,531				5,419,531			
ST. SUP. SPECIAL								
FEDERAL								
OTHER	26,456,039				26,456,039			
<b>TRAVEL</b>	186,703				186,703			
GENERAL	31,744				31,744			
ST. SUP. SPECIAL								
FEDERAL								
OTHER	154,959				154,959			
<b>CONTRACTUAL</b>	2,134,745				2,134,745			
GENERAL	362,953				362,953			
ST. SUP. SPECIAL								
FEDERAL								
OTHER	1,771,792				1,771,792			
<b>COMMODITIES</b>	422,060				422,060			
GENERAL	71,759				71,759			
ST. SUP. SPECIAL								
FEDERAL								
OTHER	350,301				350,301			
<b>CAPTITAL-OTE</b>	4,362,150				4,362,150			
GENERAL	741,659				741,659			
ST. SUP. SPECIAL								
FEDERAL								
OTHER	3,620,491				3,620,491			
<b>EQUIPMENT</b>	560,747				560,747			
GENERAL	95,339				95,339			
ST. SUP. SPECIAL								
FEDERAL								
OTHER	465,408				465,408			
<b>VEHICLES</b>								
GENERAL								
ST. SUP. SPECIAL								
FEDERAL								
OTHER								
<b>WIRELESS DEV</b>								
GENERAL								
ST. SUP. SPECIAL								
FEDERAL								
OTHER								
<b>SUBSIDIES</b>	5,000				5,000			
GENERAL								
ST. SUP. SPECIAL								
FEDERAL								
OTHER	5,000				5,000			
<b>TOTAL</b>	39,546,975				39,546,975			

**FUNDING**

GENERAL FUNDS	6,722,985				6,722,985			
ST. SUP. SPCL FUNDS								
FEDERAL FUNDS								
OTHER SP. FUNDS	32,823,990				32,823,990			
<b>TOTAL</b>	39,546,975				39,546,975			

**POSITIONS**

GENERAL FTE	65.00				65.00			
ST. SUP. SPCL. FTE								
FEDERAL FTE								
OTHER SP. FTE	318.00				318.00			
<b>TOTAL</b>	383.00				383.00			

**PRIORITY LEVEL :**

--	--	--	--	--	--	--	--	--

**PROGRAM DECISION UNITS**

University of Mississippi

5 - Student Services

Name of Agency

Program Name

	A	B	C	D	E			
<b>EXPENDITURES</b>	FY 2024 Appropriated	Escalations By DFA	Non-Recurring Items	Total Funding Change	FY 2025 Total Request			
<b>SALARIES</b>	16,816,477				16,816,477			
GENERAL	2,775,590				2,775,590			
ST. SUP. SPECIAL								
FEDERAL								
OTHER	14,040,887				14,040,887			
<b>TRAVEL</b>	77,008				77,008			
GENERAL	12,710				12,710			
ST. SUP. SPECIAL								
FEDERAL								
OTHER	64,298				64,298			
<b>CONTRACTUAL</b>	2,897,389				2,897,389			
GENERAL	478,219				478,219			
ST. SUP. SPECIAL								
FEDERAL								
OTHER	2,419,170				2,419,170			
<b>COMMODITIES</b>	363,800				363,800			
GENERAL	60,046				60,046			
ST. SUP. SPECIAL								
FEDERAL								
OTHER	303,754				303,754			
<b>CAPTITAL-OTE</b>								
GENERAL								
ST. SUP. SPECIAL								
FEDERAL								
OTHER								
<b>EQUIPMENT</b>	56,721				56,721			
GENERAL	9,361				9,361			
ST. SUP. SPECIAL								
FEDERAL								
OTHER	47,360				47,360			
<b>VEHICLES</b>								
GENERAL								
ST. SUP. SPECIAL								
FEDERAL								
OTHER								
<b>WIRELESS DEV</b>								
GENERAL								
ST. SUP. SPECIAL								
FEDERAL								
OTHER								
<b>SUBSIDIES</b>	1,172,742				1,172,742			
GENERAL								
ST. SUP. SPECIAL								
FEDERAL								
OTHER	1,172,742				1,172,742			
<b>TOTAL</b>	21,384,137				21,384,137			

**FUNDING**

GENERAL FUNDS	3,335,926				3,335,926			
ST. SUP. SPCL FUNDS								
FEDERAL FUNDS								
OTHER SP. FUNDS	18,048,211				18,048,211			
<b>TOTAL</b>	21,384,137				21,384,137			

**POSITIONS**

GENERAL FTE	41.00				41.00			
ST. SUP. SPCL. FTE								
FEDERAL FTE								
OTHER SP. FTE	208.00				208.00			
<b>TOTAL</b>	249.00				249.00			

**PRIORITY LEVEL :**

--	--	--	--	--	--	--	--	--

**PROGRAM DECISION UNITS**

University of Mississippi

6 - Institutional Support

Name of Agency

Program Name

	A	B	C	D	E			
<b>EXPENDITURES</b>	FY 2024 Appropriated	Escalations By DFA	Non-Recurring Items	Total Funding Change	FY 2025 Total Request			
<b>SALARIES</b>	30,880,530				30,880,530			
GENERAL	4,422,440				4,422,440			
ST. SUP. SPECIAL								
FEDERAL								
OTHER	26,458,090				26,458,090			
<b>TRAVEL</b>	622,856				622,856			
GENERAL	89,200				89,200			
ST. SUP. SPECIAL								
FEDERAL								
OTHER	533,656				533,656			
<b>CONTRACTUAL</b>	5,415,417				5,415,417			
GENERAL	775,549				775,549			
ST. SUP. SPECIAL								
FEDERAL								
OTHER	4,639,868				4,639,868			
<b>COMMODITIES</b>	501,971				501,971			
GENERAL	71,888				71,888			
ST. SUP. SPECIAL								
FEDERAL								
OTHER	430,083				430,083			
<b>CAPTITAL-OTE</b>	30,000				30,000			
GENERAL	4,296				4,296			
ST. SUP. SPECIAL								
FEDERAL								
OTHER	25,704				25,704			
<b>EQUIPMENT</b>	194,295				194,295			
GENERAL	27,825				27,825			
ST. SUP. SPECIAL								
FEDERAL								
OTHER	166,470				166,470			
<b>VEHICLES</b>								
GENERAL								
ST. SUP. SPECIAL								
FEDERAL								
OTHER								
<b>WIRELESS DEV</b>								
GENERAL								
ST. SUP. SPECIAL								
FEDERAL								
OTHER								
<b>SUBSIDIES</b>	863,481				863,481			
GENERAL								
ST. SUP. SPECIAL								
FEDERAL								
OTHER	863,481				863,481			
<b>TOTAL</b>	38,508,550				38,508,550			

**FUNDING**

GENERAL FUNDS	5,391,198				5,391,198			
ST. SUP. SPCL FUNDS								
FEDERAL FUNDS								
OTHER SP. FUNDS	33,117,352				33,117,352			
<b>TOTAL</b>	38,508,550				38,508,550			

**POSITIONS**

GENERAL FTE	42.00				42.00			
ST. SUP. SPCL. FTE								
FEDERAL FTE								
OTHER SP. FTE	254.00				254.00			
<b>TOTAL</b>	296.00				296.00			

**PRIORITY LEVEL :**

--	--	--	--	--	--	--	--	--

**PROGRAM DECISION UNITS**

University of Mississippi

7 - Operation & Maintenance

Name of Agency

Program Name

	A	B	C	D	E			
<b>EXPENDITURES</b>	FY 2024 Appropriated	Escalations By DFA	Non-Recurring Items	Total Funding Change	FY 2025 Total Request			
<b>SALARIES</b>	25,344,969				25,344,969			
GENERAL	5,902,097				5,902,097			
ST. SUP. SPECIAL								
FEDERAL								
OTHER	19,442,872				19,442,872			
<b>TRAVEL</b>	83,958				83,958			
GENERAL	19,551				19,551			
ST. SUP. SPECIAL								
FEDERAL								
OTHER	64,407				64,407			
<b>CONTRACTUAL</b>	72,907,775		(27,054,775)	(27,054,775)	45,853,000			
GENERAL	16,978,075				16,978,075			
ST. SUP. SPECIAL	29,780,976		(21,554,775)	(21,554,775)	8,226,201			
FEDERAL								
OTHER	26,148,724		(5,500,000)	(5,500,000)	20,648,724			
<b>COMMODITIES</b>	2,820,972				2,820,972			
GENERAL	656,922				656,922			
ST. SUP. SPECIAL								
FEDERAL								
OTHER	2,164,050				2,164,050			
<b>CAPTITAL-OTE</b>								
GENERAL								
ST. SUP. SPECIAL								
FEDERAL								
OTHER								
<b>EQUIPMENT</b>	169,668				169,668			
GENERAL	39,511				39,511			
ST. SUP. SPECIAL								
FEDERAL								
OTHER	130,157				130,157			
<b>VEHICLES</b>								
GENERAL								
ST. SUP. SPECIAL								
FEDERAL								
OTHER								
<b>WIRELESS DEV</b>								
GENERAL								
ST. SUP. SPECIAL								
FEDERAL								
OTHER								
<b>SUBSIDIES</b>	1,503,632				1,503,632			
GENERAL								
ST. SUP. SPECIAL	1,000,000				1,000,000			
FEDERAL								
OTHER	503,632				503,632			
<b>TOTAL</b>	102,830,974		(27,054,775)	(27,054,775)	75,776,199			

**FUNDING**

GENERAL FUNDS	23,596,156				23,596,156			
ST. SUP. SPCL FUNDS	30,780,976		(21,554,775)	(21,554,775)	9,226,201			
FEDERAL FUNDS								
OTHER SP. FUNDS	48,453,842		(5,500,000)	(5,500,000)	42,953,842			
<b>TOTAL</b>	102,830,974		(27,054,775)	(27,054,775)	75,776,199			

**POSITIONS**

GENERAL FTE	101.00				101.00			
ST. SUP. SPCL. FTE								
FEDERAL FTE								
OTHER SP. FTE	334.00				334.00			
<b>TOTAL</b>	435.00				435.00			

**PRIORITY LEVEL :**

--	--	--	--	--	--	--	--	--

**PROGRAM DECISION UNITS**

University of Mississippi

8 - Scholarship & Fellowships

Name of Agency

Program Name

	A	B	C	D	E			
<b>EXPENDITURES</b>	FY 2024 Appropriated	Escalations By DFA	Non-Recurring Items	Total Funding Change	FY 2025 Total Request			
<b>SALARIES</b>								
GENERAL								
ST. SUP. SPECIAL								
FEDERAL								
OTHER								
<b>TRAVEL</b>								
GENERAL								
ST. SUP. SPECIAL								
FEDERAL								
OTHER								
<b>CONTRACTUAL</b>	109,949,051				109,949,051			
GENERAL								
ST. SUP. SPECIAL								
FEDERAL								
OTHER	109,949,051				109,949,051			
<b>COMMODITIES</b>								
GENERAL								
ST. SUP. SPECIAL								
FEDERAL								
OTHER								
<b>CAPTITAL-OTE</b>								
GENERAL								
ST. SUP. SPECIAL								
FEDERAL								
OTHER								
<b>EQUIPMENT</b>								
GENERAL								
ST. SUP. SPECIAL								
FEDERAL								
OTHER								
<b>VEHICLES</b>								
GENERAL								
ST. SUP. SPECIAL								
FEDERAL								
OTHER								
<b>WIRELESS DEV</b>								
GENERAL								
ST. SUP. SPECIAL								
FEDERAL								
OTHER								
<b>SUBSIDIES</b>								
GENERAL								
ST. SUP. SPECIAL								
FEDERAL								
OTHER								
<b>TOTAL</b>	109,949,051				109,949,051			

**FUNDING**

GENERAL FUNDS								
ST. SUP. SPCL FUNDS								
FEDERAL FUNDS								
OTHER SP. FUNDS	109,949,051				109,949,051			
<b>TOTAL</b>	109,949,051				109,949,051			

**POSITIONS**

GENERAL FTE								
ST. SUP. SPCL. FTE								
FEDERAL FTE								
OTHER SP. FTE								
<b>TOTAL</b>								

**PRIORITY LEVEL :**

--	--	--	--	--	--	--	--	--



**PROGRAM DECISION UNITS**

University of Mississippi

9 - Mandatory Transfers

Name of Agency

Program Name

	A	B	C	D	E			
<b>EXPENDITURES</b>	FY 2024 Appropriated	Escalations By DFA	Non-Recurring Items	Total Funding Change	FY 2025 Total Request			
<b>SALARIES</b>								
GENERAL								
ST. SUP. SPECIAL								
FEDERAL								
OTHER								
<b>TRAVEL</b>								
GENERAL								
ST. SUP. SPECIAL								
FEDERAL								
OTHER								
<b>CONTRACTUAL</b>								
GENERAL								
ST. SUP. SPECIAL								
FEDERAL								
OTHER								
<b>COMMODITIES</b>								
GENERAL								
ST. SUP. SPECIAL								
FEDERAL								
OTHER								
<b>CAPTITAL-OTE</b>								
GENERAL								
ST. SUP. SPECIAL								
FEDERAL								
OTHER								
<b>EQUIPMENT</b>								
GENERAL								
ST. SUP. SPECIAL								
FEDERAL								
OTHER								
<b>VEHICLES</b>								
GENERAL								
ST. SUP. SPECIAL								
FEDERAL								
OTHER								
<b>WIRELESS DEV</b>								
GENERAL								
ST. SUP. SPECIAL								
FEDERAL								
OTHER								
<b>SUBSIDIES</b>	1,173,654				1,173,654			
GENERAL								
ST. SUP. SPECIAL								
FEDERAL								
OTHER	1,173,654				1,173,654			
<b>TOTAL</b>	1,173,654				1,173,654			

**FUNDING**

GENERAL FUNDS								
ST. SUP. SPCL FUNDS								
FEDERAL FUNDS								
OTHER SP. FUNDS	1,173,654				1,173,654			
<b>TOTAL</b>	1,173,654				1,173,654			

**POSITIONS**

GENERAL FTE								
ST. SUP. SPCL. FTE								
FEDERAL FTE								
OTHER SP. FTE								
<b>TOTAL</b>								

**PRIORITY LEVEL :**

--	--	--	--	--	--	--	--	--

**PROGRAM DECISION UNITS**

University of Mississippi

10 - Non-Mandatory Transfers

Name of Agency

Program Name

	A	B	C	D	E			
<b>EXPENDITURES</b>	FY 2024 Appropriated	Escalations By DFA	Non-Recurring Items	Total Funding Change	FY 2025 Total Request			
<b>SALARIES</b>								
GENERAL								
ST. SUP. SPECIAL								
FEDERAL								
OTHER								
<b>TRAVEL</b>								
GENERAL								
ST. SUP. SPECIAL								
FEDERAL								
OTHER								
<b>CONTRACTUAL</b>								
GENERAL								
ST. SUP. SPECIAL								
FEDERAL								
OTHER								
<b>COMMODITIES</b>								
GENERAL								
ST. SUP. SPECIAL								
FEDERAL								
OTHER								
<b>CAPTITAL-OTE</b>								
GENERAL								
ST. SUP. SPECIAL								
FEDERAL								
OTHER								
<b>EQUIPMENT</b>								
GENERAL								
ST. SUP. SPECIAL								
FEDERAL								
OTHER								
<b>VEHICLES</b>								
GENERAL								
ST. SUP. SPECIAL								
FEDERAL								
OTHER								
<b>WIRELESS DEV</b>								
GENERAL								
ST. SUP. SPECIAL								
FEDERAL								
OTHER								
<b>SUBSIDIES</b>	2,990,714				2,990,714			
GENERAL								
ST. SUP. SPECIAL								
FEDERAL								
OTHER	2,990,714				2,990,714			
<b>TOTAL</b>	2,990,714				2,990,714			

**FUNDING**

GENERAL FUNDS								
ST. SUP. SPCL FUNDS								
FEDERAL FUNDS								
OTHER SP. FUNDS	2,990,714				2,990,714			
<b>TOTAL</b>	2,990,714				2,990,714			

**POSITIONS**

GENERAL FTE								
ST. SUP. SPCL. FTE								
FEDERAL FTE								
OTHER SP. FTE								
<b>TOTAL</b>								

**PRIORITY LEVEL :**

--	--	--	--	--	--	--	--	--

**PROGRAM NARRATIVE**

Program Data Collected in Accordance with the Mississippi Performance Budget and Strategic Planning Act of 1994  
(To Accompany Form MBR-1-03)

University of Mississippi

1 - Instruction

Name of Agency

Program Name

**I. Program Description:**

This program is comprised of all expenditures related to the institution's teaching activities, including credit and non-credit courses for academic, occupational, and professional instruction. Department research and public service activities which are not budgeted separately as well as departmental chairpersons are also included.

**II. Program Objective:**

The overall objective of the instruction program is to provide credit and non-credit academic and academic support courses and activities geared toward ensuring that the best possible quality programs of study are provided consistent with the requirements of appropriate accrediting agencies and/or learned societies.

**PROGRAM NARRATIVE**

Program Data Collected in Accordance with the Mississippi Performance Budget and Strategic Planning Act of 1994  
(To Accompany Form MBR-1-03)

University of Mississippi

2 - Research

Name of Agency

Program Name

**I. Program Description:**

This program includes all expenditures for activities specifically organized to produce research outcomes, whether funded internally or from outside sources, whether they are performed by individuals or research centers, and budgeted separately.

**II. Program Objective:**

To provide basic research in those disciplines in which the University offers a major so that our faculty can stay up to date and vibrant in their classrooms. In addition, every attempt is made to advance the frontiers of learning.

**III. Current program activities as supported by the funding in Columns 6-15 (FY 2024 & FY 2025 Increase/Decrease for continuations) of MBR-1-03 and designated Budget Unit Decisions columns of MBR-1-03-A:**

**(C) Non-Recurring:**

FY2022 reappropriated funds for IHL Research Institutes not carried forward

**PROGRAM NARRATIVE**

Program Data Collected in Accordance with the Mississippi Performance Budget and Strategic Planning Act of 1994  
(To Accompany Form MBR-1-03)

University of Mississippi

3 - Public Service

---

Name of Agency

Program Name

**I. Program Description:**

This program includes funds expended for activities that are established primarily to provide non-institutional services beneficial to individuals and groups external to the institution. These activities include community service programs, cooperative extension services, conferences, institutes, general advisory services, reference bureaus, radio and tv, consulting and similar non-instructional services to particular sectors of the community.

**II. Program Objective:**

The Public Service Program provides non-instructional services beneficial to individuals and groups that are external to the University. Among these activities are publications, consulting, general advisory services, and reference bureaus.

**PROGRAM NARRATIVE**

Program Data Collected in Accordance with the Mississippi Performance Budget and Strategic Planning Act of 1994  
(To Accompany Form MBR-1-03)

University of Mississippi

4 - Academic Support

Name of Agency

Program Name

**I. Program Description:**

This program includes funds expended primarily to provide support services for the institution's primary missions of instruction, research, and public service. It includes (1) libraries, museums, galleries; (2) services that directly assist the academic functions of the institution, such as demonstration schools; (3) media; (4) computing support; (5) academic administration and personnel development providing administration support and management direction.

**II. Program Objective:**

The basic objective of the Academic Support Program is to provide support for the Institution's primary mission--instruction, research, and public service. It includes: (1) retention, preservation, and display of education materials, (2) provision of services that directly assist the academic functions of the institution, (3) media such as audiovisual services and technology such as computing support.

**PROGRAM NARRATIVE**

Program Data Collected in Accordance with the Mississippi Performance Budget and Strategic Planning Act of 1994  
(To Accompany Form MBR-1-03)

University of Mississippi

5 - Student Services

Name of Agency

Program Name

**I. Program Description:**

This program includes funds expended for offices of Admissions and Registrar and those activities whose primary purpose is to contribute to the student's development outside the formal instruction program. It includes expenditures for student activities, cultural events, student newspaper, intramural athletics, student organizations, supplemental remedial instruction, counseling and career guidance, student aid administration, and student health service.

**II. Program Objective:**

Student Services covers the offices of Admissions and Registrar and those activities whose primary function is to contribute to the student's emotional and physical well-being and to his/her intellectual, cultural, and social development outside the context of the formal instruction program. It includes counseling and career guidance.

**PROGRAM NARRATIVE**

Program Data Collected in Accordance with the Mississippi Performance Budget and Strategic Planning Act of 1994  
(To Accompany Form MBR-1-03)

University of Mississippi

6 - Institutional Support

Name of Agency

Program Name

**I. Program Description:**

This program includes expenditures for: (1) central executive level activities concerned with management and long-range planning of the entire institution, such as governing board, planning and programming, and legal services; (2) fiscal and logistical operations, including the investment office; (3) administrative data processing; (4) space management; (5) employee personnel and records.

**II. Program Objective:**

Institutional support includes: (1) central executive activities concerned with management and long-range planning of the entire institution; (2) fiscal operations; (3) administrative data processing; (4) space management (5) employee personnel and records; (6) general administrative expenses; (7) logistical activities that provide procurement, store rooms, safety, and security to the institution. This program includes expenditures for scholarships and fellowships in the form of outright grants to students selected by the institution and financed with current funds, restricted or unrestricted.



**PROGRAM NARRATIVE**

Program Data Collected in Accordance with the Mississippi Performance Budget and Strategic Planning Act of 1994  
(To Accompany Form MBR-1-03)

University of Mississippi

7 - Operation & Maintenance

Name of Agency

Program Name

**I. Program Description:**

This program includes all expenditures of current operating funds for the operation and maintenance of the physical plant. It includes all expenditures for operations established to provide services and maintenance related to grounds and facilities, including utilities, fire protection, property insurance and similar items.

**II. Program Objective:**

The operation and maintenance activities include providing janitorial and maintenance services associated with buildings, infrastructure, streets, parking facilities, utility service, and fire protection for the entire campus. These services are essential for building, equipment, and other facilities to be in useful condition for the faculty, staff, and students.

**III. Current program activities as supported by the funding in Columns 6-15 (FY 2024 & FY 2025 Increase/Decrease for continuations) of MBR-1-03 and designated Budget Unit Decisions columns of MBR-1-03-A:**

**(C) Non-Recurring:**

No carryforward of funds to be reappropriated in FY 2025 for IHL 2022 IHL Capital Improvement fund: \$21,554,775 (EEF), and \$5,500,000 Treasury Funds (Other Special Funds).

**PROGRAM NARRATIVE**

Program Data Collected in Accordance with the Mississippi Performance Budget and Strategic Planning Act of 1994  
(To Accompany Form MBR-1-03)

University of Mississippi

8 - Scholarship & Fellowships

Name of Agency

Program Name

**I. Program Description:**

This program includes expenditures for scholarship and fellowships in the form of outright grants to students selected by the institution and financed from current funds, restricted or unrestricted, including trainee stipends, prizes, and awards.

**II. Program Objective:**

This program involves providing grants and scholarships to students (either from selection by the institution or from an entitlement program). It also includes trainer stipends, prizes, and awards, except trainer stipends awarded to individuals who are not enrolled in formal course work.

**PROGRAM NARRATIVE**

Program Data Collected in Accordance with the Mississippi Performance Budget and Strategic Planning Act of 1994  
(To Accompany Form MBR-1-03)

University of Mississippi

9 - Mandatory Transfers

Name of Agency

Program Name

**I. Program Description:**

This program includes transfers from the Current Funds group to other fund groups arising out of (1) binding legal agreements related to the financing of the educational plant, such as amounts for debt retirements, interest, and required provisions for renewals and replacements of plant, not financed from other sources, and (2) grant agreements with agencies of the Federal government, donors, and other organizations to match gifts and grants to loan and other funds.

**II. Program Objective:**

Mandatory Transfers are those which are required by external binding contracts.

**PROGRAM NARRATIVE**

Program Data Collected in Accordance with the Mississippi Performance Budget and Strategic Planning Act of 1994  
(To Accompany Form MBR-1-03)

University of Mississippi

10 - Non-Mandatory Transfers

Name of Agency

Program Name

**I. Program Description:**

This program includes those transfers from the Current Funds group to other fund groups made at the discretion of the governing board to serve a variety of objectives, such as additions to loan funds, additions to quasi-endowment funds, general or specific plant additions, voluntary renewals and replacements of plants and repayments on debt principal.

**II. Program Objective:**

Non-Mandatory Transfers are those which are required to support activities for which legally binding agreements do not exist.

**Elements of Quality Program Design**

For the Evaluation of Requests to Fund New Programs or New Activity in an Existing Program  
(To Accompany Form MBR-1-03A)

**PROGRAM PERFORMANCE MEASURES**

Program Data Collected in Accordance with the Mississippi Performance Budget and Strategic Planning Act of 1994

\* 0.00 in the "APPRO" column may indicate the measure is not in the agency appropriations bill.

University of Mississippi (267-00)

1 - Instruction

Name of Agency

PROGRAM NAME

PROGRAM OUTPUTS: (This is the measure of the process necessary to carry on the goals and objectives of this program. This is the volume produced, i.e., how many people served, how many documents generated.)

	FY 2023 APPRO	FY 2023 ACTUAL	FY 2024 ESTIMATED	FY 2025 PROJECTED
1 Average ACT score of entering freshmen	23.70	25.00	25.00	25.00
2 Number of degrees awarded to adult learners who enter college for the first time at age 23 or older	229.00	10.00	10.00	10.00
3 Percentage of degrees awarded in 4 years to adult learners who enter college for the first time age 23 or older.	16.20	20.00	20.00	20.00
4 Percentage of degrees awarded in 6 years to adult learners who enter college for the first time age 23 or older.	18.80	20.00	20.00	20.00
5 Percentage of degrees awarded in 8 years to adult learners who enter college for the first time age 23 or older.	18.80	20.00	20.00	20.00
6 Number of graduate degrees awarded.	5,645.00	1,774.00	1,774.00	1,774.00
7 Number of entering students who are enrolled in intermediate (remedial) courses during their first year.	3,729.00	748.00	748.00	748.00
8 Percentage of entering students who are enrolled in intermediate (remedial) courses during their first year.	35.90	20.90	20.90	20.90
9 Number of entering students who are enrolled in intermediate (remedial) courses during their first year, broken out by math only	1,539.00	537.00	537.00	537.00
10 Percentage of entering students who are enrolled in intermediate (remedial) courses during their first year, broken out by math only.	14.80	15.00	15.00	15.00
11 Number of entering students who are enrolled in intermediate (remedial) courses during their first year, broken out by English/reading only.	1,035.00	76.00	76.00	76.00
12 Percentage of entering students who are enrolled in intermediate (remedial) courses during their first year, broken out by English/reading only	10.00	2.10	2.10	2.10
13 Number of entering students who are enrolled in intermediate (remedial) courses during their first year, in both math and English/reading simultaneously	1,155.00	135.00	135.00	135.00
14 Percentage of entering students who are enrolled in intermediate (remedial) courses during their first year, in both math and English/reading simultaneously.	11.10	3.80	3.80	3.80
15 Number of graduate degrees awarded in science, technology, engineering, and math.	1,067.00	363.00	363.00	363.00
16 Percentage of graduate degrees awarded in science, technology, engineering, and math	22.20	29.70	29.70	29.70

PROGRAM EFFICIENCIES: (This is the measure of the cost, unit cost or productivity associated with a given outcome or output. This measure indicates linkage between services and funding, i.e., cost per investigation, cost per student or number of days to complete investigation.)

	FY 2023 APPRO	FY 2023 ACTUAL	FY 2024 ESTIMATED	FY 2025 PROJECTED
1 Percentage of fall intermediate (remedial) math students completing the (remedial math) course within two years. 68.8 70.7	80.40	80.50	80.50	80.50
2 Percentage of fall intermediate (remedial) English/reading students completing the (remedial English/reading) course within 2 years.	84.20	90.50	90.50	90.50
3 First-year retention rate (from fall to fall) for entering full-time freshmen	80.10	88.30	88.30	88.30

**PROGRAM PERFORMANCE MEASURES**

Program Data Collected in Accordance with the Mississippi Performance Budget and Strategic Planning Act of 1994

\* 0.00 in the "APPRO" column may indicate the measure is not in the agency appropriations bill.

University of Mississippi (267-00)	1 - Instruction			
Name of Agency	PROGRAM NAME			
4 Percentage of full-time students completing 24 credit hours within one academic year.	78.50	81.60	81.60	81.60
5 Percentage of part-time students completing 12 credit hours within one academic year.	45.30	44.60	44.60	44.60
6 Number of undergraduate degrees awarded per 100 undergraduate full-time equivalent (FTE) enrollment.	23.90	23.90	23.90	23.90
7 Student graduation rates (first-time freshmen cohort students graduating within 4 years)	34.10	46.00	46.00	46.00
8 Student graduation rates (first-time freshmen cohort students graduating within 6 years)	55.20	65.80	65.80	65.80
9 Student graduation rates (first-time freshmen cohort students graduating within 8 years)	57.20	67.40	67.40	67.40
10 Percentage of Mississippi median family income required to cover tuition and fees at Mississippi public four-year higher educational institutions (ACS Median Household Income \$39,464)	35.80	38.60	38.60	38.60
11 Dollars spent on remedial coursework	1,905,123.00	420,117.00	420,117.00	420,117.00
12 Percentage of teaching faculty with terminal degrees (doctorate and first professional degrees).	81.00	84.00	84.00	84.00
13 Percentage of enrolled graduate students who complete graduate degree.	69.50	83.80	83.80	83.80
14 Total state expenditures per total FTE student.	17,849.00	18,859.00	18,859.00	18,859.00
15 Number of graduate degrees awarded per 100 graduate FTE enrollment	38.00	49.50	49.50	49.50
16 Number of students completing 30 hours	13,063.00	3,597.00	3,597.00	3,597.00
17 Number of students completing 60 hours	10,371.00	2,861.00	2,861.00	2,861.00

PROGRAM OUTCOMES: (This is the measure of the quality or effectiveness of the services provided by this program. This measure provides an assessment of the actual impact or public benefit of your agency's actions. This is the results produced, i.e., increased customer satisfaction by x% within a 12-month period, reduce the number of traffic fatalities due to drunk drivers within a 12-month period.

	FY 2023 APPRO	FY 2023 ACTUAL	FY 2024 ESTIMATED	FY 2025 PROJECTED
1 Percentage of state's population age 25 years and over with a bachelor's degree or higher	23.20	23.20	23.20	23.20
2 Number of graduates in high-need disciplines (Science, technology, engineering, & math).	3,468.00	840.00	840.00	840.00
3 Number of graduates in high-need disciplines (Education)	1,220.00	236.00	236.00	236.00
4 Number of graduates in high-need disciplines (Health)	791.00	100.00	100.00	100.00
5 Number of graduates in high-need disciplines (Science, technology, engineering, math, education, and nursing combined)	5,479.00	1,176.00	1,176.00	1,176.00
6 Number of graduates in teaching from Mississippi public higher educational institutions	1,190.00	247.00	247.00	247.00
7 Licensure exam pass rates for graduates with four year degrees (undergraduate Praxis)	68.30	89.50	89.50	89.50
8 Licensure exam pass rates for graduates with four year degrees (NCLEX-RN)	97.30	95.40	95.40	95.40
9 Licensure exam pass rates for graduates with four year degrees (other undergraduate licensure)	68.00	58.70	58.70	58.70
10 Licensure exam pass rates for graduates with four year degrees (All undergraduate licensure pass rates)	74.60	89.20	89.20	89.20

**PROGRAM PERFORMANCE MEASURES**

Program Data Collected in Accordance with the Mississippi Performance Budget and Strategic Planning Act of 1994

*\* 0.00 in the "APPRO" column may indicate the measure is not in the agency appropriations bill.*

University of Mississippi (267-00)		1 - Instruction		
Name of Agency			PROGRAM NAME	
11 Licensure exam pass rate for graduate school graduates (graduate Praxis)	91.60	97.60	97.60	97.60
12 Licensure exam pass rate for graduate school graduates (other licensure)	78.20	74.80	74.80	74.80
13 Licensure exam pass rate for graduate school graduates (All graduate licensure pass rates)	82.80	79.60	79.60	79.60
14 Number of undergraduate degrees awarded	13,970.00	3,614.00	3,614.00	3,614.00
15 Number of degrees (Graduate & Undergraduate) awarded in the STEM Field	3,468.00	840.00	840.00	840.00
16 Number of degrees (Graduate & Undergraduate) awarded in the Health Field	791.00	100.00	100.00	100.00
17 Number of degrees (Graduate & Undergraduate) awarded in the Education Field	1,220.00	236.00	236.00	236.00



**PROGRAM PERFORMANCE MEASURES**

Program Data Collected in Accordance with the Mississippi Performance Budget and Strategic Planning Act of 1994

*\* 0.00 in the "APPRO" column may indicate the measure is not in the agency appropriations bill.*

University of Mississippi (267-00)

2 - Research

Name of Agency

PROGRAM NAME

PROGRAM OUTPUTS: (This is the measure of the process necessary to carry on the goals and objectives of this program. This is the volume produced, i.e., how many people served, how many documents generated.)

	FY 2023 APPRO	FY 2023 ACTUAL	FY 2024 ESTIMATED	FY 2025 PROJECTED
1 Dollar value of total external research grants and contracts awarded to Mississippi public universities	674,728,203.0 0	171,162,656.0 0	171,162,656.0 0	171,162,656.0 0
2 Percentage of external research grants and contracts awarded to Mississippi public universities from federal sources	84.60	81.80	81.80	81.80

PROGRAM OUTCOMES: (This is the measure of the quality or effectiveness of the services provided by this program. This measure provides an assessment of the actual impact or public benefit of your agency's actions. This is the results produced, i.e., increased customer satisfaction by x% within a 12-month period, reduce the number of traffic fatalities due to drunk drivers within a 12-month period.)

	FY 2023 APPRO	FY 2023 ACTUAL	FY 2024 ESTIMATED	FY 2025 PROJECTED
1 Number of patents obtained by Mississippi public universities in emerging technologies.	15.00	9.00	9.00	9.00

**PROGRAM 3% GENERAL FUND REDUCTION AND NARRATIVE EXPLANATION**

University of Mississippi (267-00)

	Fiscal Year 2024 Funding			FY 2024 GF PERCENT REDUCED
	Total Funds	Reduced Amount	Reduced Funding Amount	

<b>Program Name:</b> (1) Instruction				
General	29,413,718	(667,673)	28,746,045	(2.27%)
State Support Special	16,060,670		16,060,670	
Federal				
Other Special	107,456,007		107,456,007	
<b>TOTAL</b>	<b>152,930,395</b>	<b>(667,673)</b>	<b>152,262,722</b>	

**Narrative Explanation:**

Because instruction is the core mission of the University, it would be our highest priority to preserve quality and content in this area, even in the event of a reduction in state appropriations. The instructional function directly and indirectly generates approximately 80% of core educational and general revenues and more than 50% of total operating revenues. As such, it is often a better course of business to enhance instructional expenses rather than reduce expenses which may negatively impact service or quality, leading to unintended reductions in other revenue streams.

Efficient practices are continually considered for this functional area and consequently create better returns on investment. These practices include such things as year-round semesters and intersessions to fully utilize existing square footage, creation of career track faculty positions that focus only on instruction, and the extension of class times into nights and weekends.

<b>Program Name:</b> (2) Research				
General	10,271,908		10,271,908	
State Support Special	250,000		250,000	
Federal				
Other Special	30,565,725		30,565,725	
<b>TOTAL</b>	<b>41,087,633</b>		<b>41,087,633</b>	

**Narrative Explanation:**

The research component of the University is primarily funded from sources other than general state support. Reductions within this area would be contained within administrative areas, exclusive of the mandatory compliance and oversight functions necessary for federal compliance.

<b>Program Name:</b> (3) Public Service				
General				
State Support Special				
Federal				
Other Special	1,497,008		1,497,008	
<b>TOTAL</b>	<b>1,497,008</b>		<b>1,497,008</b>	

**Narrative Explanation:**

The public service component of the University is primarily funded from sources other than general state support. Reductions within this area would be contained within administrative areas.

<b>Program Name:</b> (4) Academic Support				
General	6,722,985	(309,581)	6,413,404	(4.60%)
State Support Special				
Federal				
Other Special	32,823,990		32,823,990	
<b>TOTAL</b>	<b>39,546,975</b>	<b>(309,581)</b>	<b>39,237,394</b>	

**Narrative Explanation:**

**PROGRAM 3% GENERAL FUND REDUCTION AND NARRATIVE EXPLANATION**

University of Mississippi (267-00)

	Fiscal Year 2024 Funding			FY 2024 GF PERCENT REDUCED
	Total Funds	Reduced Amount	Reduced Funding Amount	

Reductions in academic support would first focus on travel, commodities, and equipment, but there are many areas that would be prioritized to maintain stability and service to students. For instance, academic advising programs, academic deans, and library support would only take reductions if sufficient reductions could not be made in other areas. For the same reason, prioritization of programs and uses may lead to areas where operations are severely curtailed or ceased.

<b>Program Name:</b> (5) Student Services				
General	3,335,926	(155,774)	3,180,152	(4.67%)
State Support Special				
Federal				
Other Special	18,048,211		18,048,211	
<b>TOTAL</b>	<b>21,384,137</b>	<b>(155,774)</b>	<b>21,228,363</b>	

**Narrative Explanation:**

Many of the activities and programs within the student services area are either externally mandated, or reductions would place the institution at a competitive disadvantage in the recruitment of students. Therefore, the enactment of a three percent reduction in state appropriations would be focused on reductions in operating spending categories (travel, contractual services, commodities, equipment) rather than reductions in programs or services.

<b>Program Name:</b> (6) Institutional Support				
General	5,391,198	(498,679)	4,892,519	(9.25%)
State Support Special				
Federal				
Other Special	33,117,352		33,117,352	
<b>TOTAL</b>	<b>38,508,550</b>	<b>(498,679)</b>	<b>38,009,871</b>	

**Narrative Explanation:**

A three percent reduction in state general funds would first focus on spending categories (travel, contractual services, commodities, equipment) and secondarily on program prioritization.

<b>Program Name:</b> (7) Operation & Maintenance				
General	23,596,156	(730,250)	22,865,906	(3.09%)
State Support Special	30,780,976		30,780,976	
Federal				
Other Special	48,453,842		48,453,842	
<b>TOTAL</b>	<b>102,830,974</b>	<b>(730,250)</b>	<b>102,100,724</b>	

**Narrative Explanation:**

The University of Mississippi operates and maintains over 8 million square feet of space with an estimated replacement value exceeding \$2.2 billion, over 15 miles of streets and drives, approximately 17,000 parking spaces, three parking garages, over 1,000 acres of landscaping, the University-Oxford Airport, a domestic water system, a wastewater treatment facility, a network of high-voltage electrical infrastructure, as well as many other forms of infrastructure. A three percent reduction in state appropriations would be implemented by (1) reducing service levels associated with the cleaning and maintenance of campus buildings, grounds, and infrastructure; (2) deferral of capital renewal spending, further increasing the deferred maintenance backlog; (3) modifying campus temperature set-points and operating ranges, decreasing comfort levels in campus buildings.

<b>Program Name:</b> (8) Scholarship & Fellowships				
General				
State Support Special				
Federal				
Other Special	109,949,051		109,949,051	
<b>TOTAL</b>	<b>109,949,051</b>		<b>109,949,051</b>	

**PROGRAM 3% GENERAL FUND REDUCTION AND NARRATIVE EXPLANATION**

University of Mississippi (267-00)

	Fiscal Year 2024 Funding			FY 2024 GF PERCENT REDUCED
	Total Funds	Reduced Amount	Reduced Funding Amount	

**Narrative Explanation:**

This program is funded with monies outside of general state support.

<b>Program Name: (9) Mandatory Transfers</b>				
General				
State Support Special				
Federal				
Other Special	1,173,654		1,173,654	
<b>TOTAL</b>	<b>1,173,654</b>		<b>1,173,654</b>	

**Narrative Explanation:**

This program is funded with monies outside of general state support.

<b>Program Name: (10) Non-Mandatory Transfers</b>				
General				
State Support Special				
Federal				
Other Special	2,990,714		2,990,714	
<b>TOTAL</b>	<b>2,990,714</b>		<b>2,990,714</b>	

**Narrative Explanation:**

This program is funded with monies outside of general state support.

<b>Program Name: (99) Summary of All Programs</b>				
General	78,731,891	(2,361,957)	76,369,934	(3.00%)
State Support Special	47,091,646		47,091,646	
Federal				
Other Special	386,075,554		386,075,554	
<b>TOTAL</b>	<b>511,899,091</b>	<b>(2,361,957)</b>	<b>509,537,134</b>	

**BOARD OF TRUSTEES OF STATE INSTITUTIONS OF HIGHER LEARNING MEMBERS**

University of Mississippi (267-00)

Name of Agency

A. Explain Rate and manner in which board members are reimbursed:

Board members are reimbursed through the Institutions of Higher Learning System Administration budget with a per diem of \$40 plus expenses.

B. Estimated number of meetings FY 2024:

Twelve (12)

<b>C. Board Members</b>	<b>City, Town, Residence</b>	<b>Appointed By</b>	<b>Date Appointed</b>	<b>Length of Term</b>
1. Dr. Alfred E. McNair, Jr.	Ocean Springs, MS	Governor Phil Bryant	05/08/2015	9 years
2. Dr. J. Walt Starr	Columbus, MS	Governor Phil Bryant	05/08/2015	9 years
3. Mr. Chip Morgan	Leland, MS	Governor Phil Bryant	05/08/2015	9 years
4. Mr. Tom Duff	Hattiesburg, MS	Governor Phil Bryant	05/08/2015	9 years
5. Dr. Steven Cunningham	Hattiesburg, MS	Governor Phil Bryant	05/08/2018	9 years
6. Mr. Bruce Martin	Meridian, MS	Governor Phil Bryant	05/08/2018	9 years
7. Mr. Powell G. Ogletree, Jr.	Ridgeland, MS	Governor Phil Bryant	05/08/2018	9 years
8. Ms. Jeanne Carter Luckey	Ocean Springs, MS	Governor Phil Bryant	05/08/2018	9 years
9. Dr. Ormella Cummings	Tupelo, MS	Governor Tate Reeves	05/18/2021	9 years
10. Mr. Gregory Radar	Columbus, MS	Governor Tate Reeves	05/18/2021	9 years
11. Mr. Hal Parker	Bolton, MS	Governor Tate Reeves	05/18/2021	9 years
12. Ms. Teresa Hubbard	Oxford, MS	Governor Tate Reeves	05/18/2021	9 years

Identify Statutory Authority (Code Section or Executive Order Number)\*

*Constitutional Amendment 213A of the Constitution of the State of Mississippi.*

\*If Executive Order, please attach copy.

**SCHEDULE B  
CONTRACTUAL SERVICES**

University of Mississippi (267-00)

Name of Agency

MINOR OBJECT OF EXPENDITURE	(1) Actual Expenses FY Ending June 30, 2023	(2) Estimated Expenses FY Ending June 30, 2024	(3) Requested for FY Ending June 30, 2025
<b>A. Tuition, Rewards &amp; Awards (61050xxx-61080xxx)</b>			
55130 Tuition and Scholarships	103,406,151	109,949,051	109,949,051
<b>Total</b>	<b>103,406,151</b>	<b>109,949,051</b>	<b>109,949,051</b>
<b>B. Transportation &amp; Utilities (61100xxx-61200xxx)</b>			
55210 Postage And Post Office Charges	279,177	293,136	298,999
55255 Federal & State Tax	1,170	1,229	1,265
55260 Shipping Costs	28,077	29,481	30,660
55310 Electricity	12,400,000	11,380,000	11,949,000
55320 Gas	1,769,832	1,858,324	1,951,240
55330 Water	221,546	232,623	239,602
55340 Sewer	227,590	238,970	246,139
55350 Sanitation	283,509	297,684	306,615
55360 Chilled Water	2,144,877	2,252,121	2,319,684
55370 Heating Hot Water	882,139	926,246	972,558
<b>Total</b>	<b>18,237,917</b>	<b>17,509,814</b>	<b>18,315,762</b>
<b>C. Public Information (61300xxx-6131xxxx)</b>			
55410 Advertising	150,438	158,060	158,060
55420 Publicity And Public Information	2,000	2,000	2,000
<b>Total</b>	<b>152,438</b>	<b>160,060</b>	<b>160,060</b>
<b>D. Rents (61400xxx-61490xxx)</b>			
55510 ST Rent-Space	173,309	181,974	185,614
55511 LT Rent Space (greater than 12 mos)	415,276	436,040	444,761
55520 Short-term Rent Land (12 mos or less)	3,876	4,070	4,151
55530 ST Rent Office Equip (12 mos or less)	69,099	72,554	74,005
55531 LT Rent-Office Equip	81,153	85,211	86,915
55560 Rental of Uniforms	155,358	163,126	166,388
55590 Other Short-Term Rent (12 mos or less)	174,383	183,102	186,764
<b>Total</b>	<b>1,072,454</b>	<b>1,126,077</b>	<b>1,148,598</b>
<b>E. Repairs &amp; Service (61500xxx)</b>			
55620 Repair And Servicing - Buildings And Gro	4,940,394	5,856,085	6,031,767
55640 Repairing And Servicing Vehicles	21,732	22,819	24,188
55650 Rep&Serv Office Equi	2,793	2,933	3,109
55660 Maintenance Contracts - Equipment	225,548	236,825	251,035

**SCHEDULE B  
CONTRACTUAL SERVICES**

University of Mississippi (267-00)

Name of Agency

MINOR OBJECT OF EXPENDITURE	(1) Actual Expenses FY Ending June 30, 2023	(2) Estimated Expenses FY Ending June 30, 2024	(3) Requested for FY Ending June 30, 2025
55690 Rep&Serv Other Equip	53,092	55,747	59,092
<b>Total</b>	<b>5,243,559</b>	<b>6,174,409</b>	<b>6,369,191</b>
<b>F. Fees, Professional &amp; Other Services (6161xxxx-61699xxx)</b>			
55710 Engineering	107,072	112,426	112,426
55720 Architecture	294,323	4,535,240	2,294,323
55730 Auditing	125,458	131,731	131,731
55740 Medical	3,054	4,457	4,457
55750 Instructional Services	1,220	1,281	1,281
55760 Legal Fees	70,813	74,353	74,353
55770 Laboratory and Testing Fees	11,736	12,323	12,323
55775 Animal Care Charges	1,732	1,819	1,819
55780 Consultant Expense	15,029	15,780	15,780
55785 Non-Consultant Expense	66,972	70,321	70,321
55790 Other Professional Fees and Services	1,121,835	1,176,675	1,176,675
<b>Total</b>	<b>1,819,244</b>	<b>6,136,406</b>	<b>3,895,489</b>
<b>G. Other Contractual Services (61700xxx-61790xxx, 61900xxx)</b>			
55810 Insurance And Fidelity Bonds	2,358,615	2,476,546	2,476,546
55820 Dues	411,152	431,710	431,710
55830 Laundry, Dry Cleanin	5,985	6,284	6,284
55840 Subscriptions	191,551	201,129	201,129
55841 Online Subscriptions	77,239	81,101	81,101
<b>Total</b>	<b>3,044,542</b>	<b>3,196,770</b>	<b>3,196,770</b>
<b>H. Information Technology (61800xxx-61890xxx)</b>			
55220 Telephone - Local Service	1,032,840	1,084,482	1,117,016
55230 Telephone - Long Distance	16,378	17,197	17,713
55241 Telephone - Dedicated Circuit	67	70	72
55245 Telephone - Cellular	14,518	15,244	15,701
55246 Telephone - Other Charges	395	415	427
55247 Telephone - Internet Charges	516,091	541,896	558,152
55250 Cable T.V.	9,509	9,984	10,384
55870 Computer Software Acquisitions	272,694	286,329	286,329
55880 Computer Software Maintenance	2,190,853	2,615,391	2,615,391
<b>Total</b>	<b>4,053,345</b>	<b>4,571,008</b>	<b>4,621,185</b>

**SCHEDULE B  
CONTRACTUAL SERVICES**

University of Mississippi (267-00)

Name of Agency

MINOR OBJECT OF EXPENDITURE	(1) Actual Expenses FY Ending June 30, 2023	(2) Estimated Expenses FY Ending June 30, 2024	(3) Requested for FY Ending June 30, 2025
<b>I. Other (61910xxx-61990xxx)</b>			
55855 Student Recruiting Costs	43,313	45,479	45,479
55860 Employee Recruitment Costs	141,267	148,330	148,330
55890 Other Contractual Service	4,114,047	53,136,773	27,249,487
55891 Provision for Bad Debts	146,513	153,839	153,839
55894 Royalties	6,725	7,061	7,061
55895 Accreditation and Review	41,523	43,599	43,599
55896 Credit Card Discount	1,556	1,634	1,634
55897 Collection Agency Expense	15,858	16,651	16,651
<b>Total</b>	<b>4,510,802</b>	<b>53,553,366</b>	<b>27,666,080</b>
<b>Grand Total</b> <i>(Enter on Line 1-B of Form MBR-1)</i>	<b>141,540,452</b>	<b>202,376,961</b>	<b>175,322,186</b>
<b>Funding Summary:</b>			
General Funds	7,695,478	20,423,374	20,423,374
State Support Special Funds	4,562,190	29,780,976	8,226,201
Federal Funds			
Other Special Funds	129,282,784	152,172,611	146,672,611
<b>Total Funds</b>	<b>141,540,452</b>	<b>202,376,961</b>	<b>175,322,186</b>



**SCHEDULE C  
COMMODITIES**

University of Mississippi (267-00)

Name of Agency

MINOR OBJECT OF EXPENDITURE	(1) Actual Expenses FY Ending June 30, 2023	(2) Estimated Expenses FY Ending June 30, 2024	(3) Requested for FY Ending June 30, 2025
-----------------------------	--	---	--

<b>A. Maintenance &amp; Constr. Materials &amp; Supplies (62000xxx, 62015xxx)</b>			
56010 Land Improvement Supplies	273,939	301,481	301,481
56030 Paints and Preservatives	7,293	8,027	8,027
56040 Hardware Supplies	531	584	584
56044 Electrical Supplies	2,555	2,811	2,811
56046 Carpentry/Woodworking Supplies	1,136	1,250	1,250
56050 Custodial Supplies and Cleaning Agents	2,465	2,713	2,713
56090 Other Maintenance Materials	1,766,033	1,943,588	1,943,588
<b>Total</b>	<b>2,053,952</b>	<b>2,260,454</b>	<b>2,260,454</b>

<b>B. Printing &amp; Office Supplies &amp; Materials (62010xxx, 62085xxx, 62100xxx, 62125xxx, 62400xxx)</b>			
56110 Printing, Binding, and Padding	483,126	531,699	531,699
56120 Printing Duplication and Reproduction	92,411	101,702	101,702
56130 Office Supplies/Material - Campus Store	3,050	3,357	3,357
56135 Office Supplies and Material - Other	182,330	200,661	200,661
56140 Purchased Instructional Materials	33,183	36,519	36,519
<b>Total</b>	<b>794,100</b>	<b>873,938</b>	<b>873,938</b>

<b>C. Equipment Repair Parts, Supplies &amp; Acces. (6205xxxx, 62072xxx, 62110xxx, 62115xxx, 62120xxx, 62130xxx)</b>			
56210 Fuels	204,431	224,984	224,984
56220 Lubricating Oils and Greases	10,902	11,998	11,998
56230 Tires and Tubes	30,398	33,454	33,454
56240 Repair and Replacement Parts	70,520	77,610	77,610
56243 Telephone - Materials	433	476	476
56250 Shop Supplies	93,110	102,471	102,471
56290 Oth Equip Repair	63,803	70,217	70,217
<b>Total</b>	<b>473,597</b>	<b>521,210</b>	<b>521,210</b>

<b>D. Professional &amp; Sci. Supplies and Materials (62025xxx, 62030xxx, 62070xxx, 62095xxx, 62105xxx, 6212xxxx)</b>			
56310 Lab and Testing Supplies - Biology	34,257	37,702	37,702
56312 Lab and Testing Supplies - Chemistry	41,738	45,935	45,935
56316 Lab and Testing Supplies - Pharmacy	9,424	10,372	10,372
56318 Lab and Testing Supplies - Other	26,221	28,858	28,858
56320 Photographic and Reproduction Supplies	4,375	4,815	4,815
56390 Other Professional and Scientific Suppli	7,896	8,690	8,690
<b>Total</b>	<b>123,911</b>	<b>136,372</b>	<b>136,372</b>

**SCHEDULE C  
COMMODITIES**

University of Mississippi (267-00)

Name of Agency

MINOR OBJECT OF EXPENDITURE	(1) Actual Expenses FY Ending June 30, 2023	(2) Estimated Expenses FY Ending June 30, 2024	(3) Requested for FY Ending June 30, 2025
<b>E. Other Supplies &amp; Materials (62005xxx, 62015xxx, 62020xxx, 62035xxx, 62040xxx, 62045xxx, 62060xxx, 62065xxx, 62075xxx-62080xxx, 62090xxx, 62115xxx, 62135xxx, 62140xxx, 62405xxx, 62415xxx, 62500xxx-62999xxx)</b>			
56410 Small Tools	26,726	29,412	29,412
56419 Commodities COVID	291	320	320
56420 Radio, Television Supplies and Repair Pa	5,264	5,793	5,793
56430 Clothes and Dry Goods for Persons	94,602	104,113	104,113
56431 Uniforms & Team Gear - NK	1,258	1,384	1,384
56435 Team Equipment	69	76	76
56440 Food for Persons	561,466	617,915	617,915
56450 Food for Animals	445	490	490
56460 Seed and Plants	40,050	44,077	44,077
56470 Fertilizer and Chemicals	191,670	210,940	210,940
56480 Expendable Equipment	215,237	236,877	236,877
56490 Other Supplies and Materials	717,631	789,781	789,781
<b>Total</b>	<b>1,854,709</b>	<b>2,041,178</b>	<b>2,041,178</b>
<b>Grand Total</b> <i>(Enter on Line 1-C of Form MBR-1)</i>	<b>5,300,269</b>	<b>5,833,152</b>	<b>5,833,152</b>
<b>Funding Summary:</b>			
General Funds	1,105,682	1,214,169	1,214,169
State Support Special Funds	132,619		
Federal Funds			
Other Special Funds	4,061,968	4,618,983	4,618,983
<b>Total Funds</b>	<b>5,300,269</b>	<b>5,833,152</b>	<b>5,833,152</b>

**SCHEDULE D-1  
CAPITAL OUTLAY  
OTHER THAN EQUIPMENT**

University of Mississippi (267-00)

Name of Agency

MINOR OBJECT OF EXPENDITURE	(1) Actual Expenses FY Ending June 30, 2023	(2) Estimated Expenses FY Ending June 30, 2024	(3) Requested for FY Ending June 30, 2025
<b>C. Infrastructure &amp; Other (63100xxx)</b>			
58160 Library Books	148,688	148,700	148,700
58165 Paper Back Binding (Libraries Only)	127	100	100
58170 Periodicals (Libraries Only)	3,375,105	3,375,000	3,375,000
58171 Online Library Materials (Library Only)	1,182,979	1,183,000	1,183,000
58175 Periodical Binding (Libraries Only)	2,629	2,627	2,627
58185 Microfilms (Libraries Only)	553	500	500
58189 Audio-Visual Materials (Libraries Only)	34,809	35,000	35,000
58190 Maps (Libraries Only)	587	550	550
<b>Total</b>	<b>4,745,477</b>	<b>4,745,477</b>	<b>4,745,477</b>
<b>Grand Total</b> <i>(Enter on Line 1-D-1 of Form MBR-1)</i>	<b>4,745,477</b>	<b>4,745,477</b>	<b>4,745,477</b>
<b>Funding Summary:</b>			
General Funds	872,306	814,146	814,146
State Support Special Funds			
Federal Funds			
Other Special Funds	3,873,171	3,931,331	3,931,331
<b>Total Funds</b>	<b>4,745,477</b>	<b>4,745,477</b>	<b>4,745,477</b>

**SCHEDULE D-2  
CAPITAL OUTLAY EQUIPMENT**

University of Mississippi (267-00)

Name of Agency

EQUIPMENT BY ITEM	Act. FY Ending June 30, 2023		Est. FY Ending June 30, 2024		Req. FY Ending June 30, 2025	
	No. of Units	Total Cost	No. of Units	Total Cost	No. of Units	Total Cost

<b>B. Road Machinery, Farm &amp; Other Equipment (63300xxx)</b>						
BLOWER BACKPACK	8	5,393	8	5,393	8	5,393
CUTTER ROTARY	3	6,600	1	2,200	1	2,200
EDGER GRASS	4	1,540	4	1,540	4	1,540
GRAPPLE	1	2,753	1	2,753	1	2,753
MOWER RIDING	1	40,283	1	40,283	1	40,283
RAKE HAY	1	2,102	1	2,102	1	2,102
SAW CUTOFF	2	3,075	2	3,075	2	3,075
SPRAYER CHEMICAL POWER	1	2,570	1	2,570	1	2,570
SPREADER SEED	4	13,831	2	9,354	2	9,354
TRACTOR AGRICULTURAL	1	41,324	1	41,324	1	41,324
TRIMMER BROOM	1	650	1	650	1	650
WEED EATER	8	3,440	8	3,440	8	3,440
WELDER MIG	1	450	1	450	1	450
<b>Total</b>		<b>124,011</b>		<b>115,134</b>		<b>115,134</b>

<b>C. Office Machines, Furniture, Fixtures, Equip. (63200xxx)</b>						
CABINET STORAGE	1	1,199	1	1,199	1	1,199
CHAIR DESK	1	1,026	1	1,026	1	1,026
CREDENZA	1	4,269	1	4,269	1	4,269
DESK EXEC WOOD	4	10,337	4	10,337	4	10,337
DESK MODULAR	1	1,238	1	1,238	1	1,238
DESK SECRETARY L TYPE	1	1,445	1	1,445	1	1,445
DESK WORK	1	1,308	1	1,308	1	1,308
LOVE SEAT	1	1,169	1	1,169	1	1,169
MACHINE PHOTOCOPY	6	59,671	6	59,671	6	59,671
SOFA	1	1,358	1	1,358	1	1,358
TABLE ROUND	1	1,690	1	1,690	1	1,690
<b>Total</b>		<b>84,710</b>		<b>84,710</b>		<b>84,710</b>

<b>D. IT/IS Equipment (DP &amp; Telecommunications) (63200xxx)</b>						
COMPUTER	295	466,893	118	217,185	118	217,185
COMPUTER HUB	6	47,813				
COMPUTER MINI	260	202,136	83	83,645	83	83,645
COMPUTER NOTEBOOK	412	756,149	189	334,788	189	334,788

**SCHEDULE D-2  
CAPITAL OUTLAY EQUIPMENT**

University of Mississippi (267-00)

Name of Agency

EQUIPMENT BY ITEM	Act. FY Ending June 30, 2023		Est. FY Ending June 30, 2024		Req. FY Ending June 30, 2025	
	No. of Units	Total Cost	No. of Units	Total Cost	No. of Units	Total Cost
COMPUTER PROJECTION	2	9,652	2	9,652	2	9,652
COMPUTER SERVER FILE	26	115,987	1	4,488	1	4,488
DRIVE HARD	5	4,475	1	2,499	1	2,499
GENERATOR	1	98,202	1	835	1	835
LASER PRINTER	135	101,699	29	42,164	29	42,164
MONITOR COLOR	23	33,102	9	12,260	9	12,260
PRESENTER VISUAL	1	2,291	1	2,291	1	2,291
PRINTER	19	21,000	6	4,365	6	4,365
PRINTER COLOR	2	1,288	2	1,288	2	1,288
PRINTER PLOTTER	2	7,359	2	7,359	2	7,359
PRINTER THERMAL	1	270	1	270	1	270
PROJECTOR	11	32,133	5	13,866	5	13,866
PROJECTOR LCD	20	109,343	1	7,060	1	7,060
RECORDER DIGITAL	5	2,679	1	1,399	1	1,399
SCANNER	6	23,188	2	13,149	2	13,149
SCANNER BARCODE	1	1,486	1	1,486	1	1,486
SCREEN MULTIPURPOSE	1	1,125	1	1,125	1	1,125
SYSTEM DIGITAL IMAGING	1	13,073	1	13,073	1	13,073
<b>Total</b>		<b>2,051,343</b>		<b>774,247</b>		<b>774,247</b>

<b>F. Other Equipment (63200xxx)</b>						
ANALYSIS SYSTEM	1	54,608	1	54,608	1	54,608
APPARATUS REFRACTION	1	28,933	1	28,933	1	28,933
BATH WATER LABORATORY	1	1,072	1	1,072	1	1,072
BENCH DECLINE	1	1,403	1	1,403	1	1,403
BENCH EXERCISE WT LIFTING	1	1,359	1	1,359	1	1,359
CABINET BIOLOGICAL SAFETY	2	20,826	2	20,826	2	20,826
CABINET SAFETY	1	1,120	1	1,120	1	1,120
CAMERA	16	100,900	5	17,521	5	17,521
CAMERA DIGITAL	20	201,288	1	1,498	1	1,498
CAMERA VIDEO	10	13,187	10	13,187	10	13,187
CART GOLF	19	282,510	16	240,748	16	240,748
CENTRIFUGE MICRO	3	15,731	2	12,720	2	12,720
COMPRESSOR AIR	4	10,628	4	10,628	4	10,628
CONCENTRATOR OXYGEN	1	2,875	1	2,875	1	2,875
CONSOLE PANEL	2	2,428	2	2,428	2	2,428

**SCHEDULE D-2  
CAPITAL OUTLAY EQUIPMENT**

University of Mississippi (267-00)

Name of Agency

EQUIPMENT BY ITEM	Act. FY Ending June 30, 2023		Est. FY Ending June 30, 2024		Req. FY Ending June 30, 2025	
	No. of Units	Total Cost	No. of Units	Total Cost	No. of Units	Total Cost
CONTROLLER	8	18,426	2	10,669	2	10,669
CORE DRILL	1	3,376	1	3,376	1	3,376
CYCLER THERMAL	1	2,018	1	2,018	1	2,018
DEFIBRILLATOR	2	3,262	2	3,262	2	3,262
DETECTOR SCATTERING	1	55,228	1	55,228	1	55,228
DISPLAY SYSTEM	4	15,759	4	15,759	4	15,759
DRYER AIR	1	1,200	1	1,200	1	1,200
FLUOROMETER	2	10,739	1	5,999	1	5,999
FRACTION COLLECTOR	1	9,619	1	9,619	1	9,619
FREEZER UPRIGHT	5	22,256	5	22,256	5	22,256
GENERATOR	1	322,865	1	322,865	1	322,865
HAMMER POWER ELECTRIC	1	2,075	1	2,075	1	2,075
INCUBATOR LAB	4	51,280	2	13,530	2	13,530
INJECTOR	1	9,641	1	9,641	1	9,641
LENS CAMERA	25	73,271	1	1,395	1	1,395
MACHINE	1	4,574	1	4,574	1	4,574
MACHINE ANESTHESIA	1	17,344	1	17,344	1	17,344
MACHINE BRAILLE	1	13,574	1	13,574	1	13,574
MAINFRAME NETWORK ANALYZER	2	13,843	2	13,843	2	13,843
METER	2	12,542	2	12,542	2	12,542
MICROCALORIMETER	1	120,700	1	120,700	1	120,700
MICROSCOPE	4	164,933	1	35,118	1	35,118
MICROSCOPE MECHANICAL STAGE	1	7,756	1	7,756	1	7,756
MIXER SOUND	1	1,150	1	1,150	1	1,150
MONOCHROMATOR	1	56,620	1	56,620	1	56,620
OSMOMETER	1	7,924	1	7,924	1	7,924
OVEN LABORATORY	1	1,461	1	1,461	1	1,461
PERMEAMETER	1	11,552	1	11,552	1	11,552
PISTOL TRAINING SIMULATE	1	398	1	398	1	398
POWER SUPPLY	5	17,772	1	1,078	1	1,078
PRESENTER VISUAL	10	16,376	2	4,918	2	4,918
PRESS LEG	1	1,486	1	1,486	1	1,486
PRESS TABLET	1	7,500	1	7,500	1	7,500
PUMP	2	2,768	2	2,768	2	2,768
RACK DATA	1	20,775	1	20,775	1	20,775

**SCHEDULE D-2  
CAPITAL OUTLAY EQUIPMENT**

University of Mississippi (267-00)

Name of Agency

EQUIPMENT BY ITEM	Act. FY Ending June 30, 2023		Est. FY Ending June 30, 2024		Req. FY Ending June 30, 2025	
	No. of Units	Total Cost	No. of Units	Total Cost	No. of Units	Total Cost
RADIACMETER	1	4,775	1	4,775	1	4,775
RADIO HANDY TALKIE	4	68	4	68	4	68
RADIO MOBILE	2	4,570	2	4,570	2	4,570
RADIO PORTABLE	1	482	1	482	1	482
READER	1	12,837	1	12,837	1	12,837
RECORDER DIGITAL	5	2,679	1	428	1	428
REEL HOSE	1	1,300	1	1,300	1	1,300
RHEOMETER	1	134,000				
ROTOR CENTRIFUGE	6	44,462	3	18,578	3	18,578
SAMPLER AUTO	1	15,907	1	15,907	1	15,907
SHREDDER PAPER	1	1,693	1	1,693	1	1,693
SOLVENT RECYCLER	1	3,003	1	3,003	1	3,003
SORTER CELL	1	482,810				
STROBOSCOPE	1	1,802	1	1,802	1	1,802
SWITCHER AUDIO/VIDEO	27	57,605	1	1,312	1	1,312
SYSTEM	3	218,000	1	122,978	1	122,978
SYSTEM GENEAMP PCR	2	54,898	1	29,500	1	29,500
SYSTEM HPLC	2	100,904	1	27,501	1	27,501
SYSTEM IMAGING	1	179,672	1	179,672	1	179,672
SYSTEM WIDE SCREEN TELEVISION	1	57,990	1	57,990	1	57,990
TABLE EXAMINING	1	4,997	1	4,997	1	4,997
TANK PUMP WATER	1	3,354	1	3,354	1	3,354
TELEVISION FLAT SCREEN	74	130,156	14	23,707	14	23,707
TEST CHAMBER RODENT	1	11,320	1	11,320	1	11,320
TESTER VISION	1	11,996	1	11,996	1	11,996
TRAILER UTILITY	1	2,999	1	2,999	1	2,999
TRAINER	1	47,925	1	47,925	1	47,925
VISCOMETER	1	42,581	1	42,581	1	42,581
<b>Total</b>		<b>3,475,716</b>		<b>1,866,174</b>		<b>1,866,174</b>

<b>Grand Total</b> <i>(Enter on Line 1-D-2 of Form MBR-1)</i>		<b>5,735,780</b>		<b>2,840,265</b>		<b>2,840,265</b>
--	--	------------------	--	------------------	--	------------------

<b>Funding Summary:</b>						
General Funds		1,301,373		543,130		543,130
State Support Special Funds		3,208,979				
Federal Funds						

**SCHEDULE D-2  
CAPITAL OUTLAY EQUIPMENT**

University of Mississippi (267-00)

Name of Agency

EQUIPMENT BY ITEM	Act. FY Ending June 30, 2023		Est. FY Ending June 30, 2024		Req. FY Ending June 30, 2025	
	No. of Units	Total Cost	No. of Units	Total Cost	No. of Units	Total Cost
Other Special Funds		1,225,428		2,297,135		2,297,135
<b>Total Funds</b>		<b>5,735,780</b>		<b>2,840,265</b>		<b>2,840,265</b>



**SCHEDULE D-3  
PASSENGER/WORK VEHICLES**

University of Mississippi (267-00)

Name of Agency

MINOR OBJECT OF EXPENDITURE	Vehicle Inventory June 30, 2023	Act. FY Ending June 30, 2023		Est. FY Ending June 30, 2024		Req. FY Ending June 30, 2025	
		No. of Units	Total Cost	No. of Units	Total Cost	No. of Units	Total Cost

A. Passenger & Work Vehicles (63300xxx)							
58220 Vehicles	188	7	313,464				
<b>Total (A)</b>	<b>188</b>	<b>7</b>	<b>313,464</b>				

<b>GRAND TOTAL</b> <i>(Enter on Line 1-D-3 of Form MBR-1)</i>		<b>313,464</b>					
--	--	----------------	--	--	--	--	--

Funding Summary:			
General Funds			
State Support Special Funds			
Federal Funds			
Other Special Funds		313,464	
<b>Total Funds</b>		<b>313,464</b>	

**SCHEDULE D-4  
WIRELESS COMMUNICATION DEVICES**

University of Mississippi (267-00)  
Name of Agency \_\_\_\_\_

MINOR OBJECT OF EXPENDITURE	Device Inventory June 30, 2023	Act. FY Ending June 30, 2023		Est. FY Ending June 30, 2024		Req. FY Ending June 30, 2025	
		No. of Devices	Actual Cost	No. of Devices	Estimated Cost	No. of Devices	Requested Cost

<b>Grand Total</b> <i>(Enter on Line 1-D-4 of Form MBR-1)</i>							
--	--	--	--	--	--	--	--

<b>Funding Summary:</b>							
General Funds							
State Support Special Funds							
Federal Funds							
Other Special Funds							
<b>Total Funds</b>							

**SCHEDULE E  
SUBSIDIES, LOANS & GRANTS**

University of Mississippi (267-00)

Name of Agency

MINOR OBJECT OF EXPENDITURE	(1) Actual Expenses FY Ending June 30, 2023	(2) Estimated Expenses FY Ending June 30, 2024	(3) Requested for FY Ending June 30, 2025
<b>D. Debt Service &amp; Judgments (67205xxx-67255xxx, 68205xxx-68430xxx, 70040xxx)</b>			
59101 Debt Service	170,040	170,040	170,040
<b>Total</b>	<b>170,040</b>	<b>170,040</b>	<b>170,040</b>
<b>E. Other, Transfers (67000xxx-67199xxx, 67998xxx, 68500xxx-68860xxx, 70045xxx-70080xxx, 80000xxx-80500xxx)</b>			
59103 Other Mandatory Transfers	1,003,614	1,003,614	1,003,614
59247 Other Non-Mandatory Transfers	9,624,475	11,089,849	10,839,849
<b>Total</b>	<b>10,628,089</b>	<b>12,093,463</b>	<b>11,843,463</b>
<b>Grand Total</b> <i>(Enter on Line 1-E of Form MBR-1)</i>	<b>10,798,129</b>	<b>12,263,503</b>	<b>12,013,503</b>
<b>Funding Summary:</b>			
General Funds	349,200	349,200	349,200
State Support Special Funds		1,250,000	1,000,000
Federal Funds			
Other Special Funds	10,448,929	10,664,303	10,664,303
<b>Total Funds</b>	<b>10,798,129</b>	<b>12,263,503</b>	<b>12,013,503</b>

**NARRATIVE**  
**2025 BUDGET REQUEST**

University of Mississippi (267-00)

---

Name of Agency

The mission of the University of Mississippi is to create, evaluate, share, and apply knowledge in a free, open, and inclusive environment of intellectual inquiry. Building upon a distinguished foundation in the liberal arts, the state's first comprehensive university serves the people of Mississippi and the world through a breadth of academic, research, professional, and service programs. The University of Mississippi provides an academic experience that emphasizes critical thinking; promotes research and creative achievement to advance society; uses its expertise to engage and transform communities; challenges and inspires a diverse community of undergraduate, graduate, and professional students; offers enriching opportunities outside the classroom; supports lifelong learning; and develops a sense of global responsibility.

While any large, successful, comprehensive university engages in many activities that it must perform well, we recognize that some key areas call for special focus to move us to the next level of excellence. The Flagship Forward Strategic Plan includes four such focal themes as the four foundational “pillars”. The first two pillars — Academic Excellence and Healthy and Vibrant Communities — focus upon the key aspects of our mission, our very reason for being, as Mississippi’s flagship university. The final two pillars — People, Places, and Resources and Athletics Excellence — are key enablers that help us accomplish our mission and will continue to propel us forward. Each pillar also supports a transformative initiative, the first three of which are university-wide — engaging all campuses and all constituents. Together, these initiatives, goals, and metrics are key to sustaining our current momentum and achieving our imagined future of international preeminence as a leader in inspiring minds, discovering knowledge, and transforming lives.

In pursuing its mission, the University of Mississippi:

- Reaffirms its identity and purpose as fundamentally academic,
- Nurtures excellence in teaching, learning, creativity, and research,
- Provides the best, accessible undergraduate education in the state of Mississippi,
- Offers high quality undergraduate, graduate, and professional programs, and
- Devotes its knowledge and abilities to serve the state and the world.

The University of Mississippi seeks to engage, empower, and enrich our stakeholders by embracing a model that supports student success for all students in our community, preparing graduates for careers of the future, and developing and expanding innovative graduate programs. A commitment to the Pathways to Equity plan; new areas of expertise and engagement; impactful, innovative research and creative achievement; and economic development will allow the university to serve the community, the state, the region, and beyond. Dedication to aligning resources to maximize organizational efficiency and effectiveness will maximize our ability to pursue our mission.

The FY 2025 IHL – Program Enhancements budget request includes funding for programs within the Institutions of Higher Learning that will be allocated to UM and the other institutions during the FY 2025 budget process.

This budget has been developed by projecting revenues and expenditures in order to reflect the spending patterns of the various departments at the University with no change in total funding.

**OUT-OF-STATE TRAVEL  
FISCAL YEAR 2025**

University of Mississippi (267-00)

Name of Agency

Note: All expenditures recorded on this form must be totaled and said total must agree with the out-of-state travel amount indicated for FY 2023 on Form Mbr-1, line 1.A.2.b.

<b>Employee's Name</b>	<b>Destination</b>	<b>Purpose</b>	<b>Travel Cost</b>	<b>Funding Source</b>
ABEL	WILLIAMSBURG VA	WILLIAM & MARY INTN'L LAW COMPETITION	1,967	General
ADCOCK	LAS VEGAS NV	ASHP MIDYEAR CLINICAL MEETING	2,178	General
ADCOCK	MEMPHIS TN	MIDSOUTH PHARMACY RESIDENTS CONFERENCE	599	General
ADRIAN	SAVANNAH GA	SACUBO FALL WORKSHOP	2,029	General
ADRIAN	MEMPHIS TN	STIFEL BOND ACADEMY	595	General
AHMED	LOUISIANA STATE UNIV LA	WORKSHOP ON GRAVITY	300	General
AKBARI AHANGAR	SAN DIEGO CA	BIOPHYSICAL SOCIETY 67TH ANNUAL MEETING	300	General
ALJOHANI	PORTLAND OR	TESOL 2023 INTERNAITONAL CONVENTION & EXPO	232	General
ALLISON	WINSTON-SALEM NC	ASB CONFERENCE 2023	240	General
ALMARABI	CHARLESTON SC	ASP ANNUAL MEETING	300	General
AMIDON	NEW ORLEANS LA	ASSOC OF MATH TEACHERS EDUCATORS ANNUAL CONF	227	General
AMINONE	NASHVILLE TN	2023 SOCIETY OF TOXICOLOGY MEETING	200	General
AMMETER	NASHVILLE & CHARLOTTE NC	2023 SPRING HOTTY TODDY TOUR	860	General
AMMETER	DALLAS & AUSTIN TX	HOTTY TODDY TOUR	1,273	General
ANDERSON	COLUMBIA SC	2022 STUDENT GOVMNT SEC EXCHANGE	1,930	General
ANDERSON	BOSTON MA	ACUI CONFERENCE	2,513	General
ANDRE	NASHVILLE, CHARLOTTE & ATLANTA NC	2023 SPRING HOTTY TODDY TOUR	1,132	General
ANKROM	NEW YORK NY	FORDHAM NATL BASKETBALL NEGOTIATION COMP	473	General
ANTONOW	SALT LAKE CITY UT	NSEE ANNUAL CONFERENCE	2,683	General
APPIAH	FT LAUDERDALE FL	SOUTHERN ECONOMICS ASSOC	550	General
ARABSHOMALI	BOSTON MA	ISPOR 2023 CONFERENCE	1,277	General
ARMALY	WASHINGTON DC	HONORS 420 CLASS TRIP TO SUPREME COURT	1,352	General
ARMALY	CHICAGO IL	MIDWEST POLITICAL SCIENCE ASSOC MEETING	2,418	General
ARMSTRONG	BOSTON MA	AMERICAN PUBLIC HEALTH ASSOC	300	General
ARNOLD	SAN ANTONIO TX	AMCP 2023 CONFERENCE	300	General
ATKINSON	BOSTON MA	DELTA SCHOLARS PROGRAM	500	General

**OUT-OF-STATE TRAVEL  
FISCAL YEAR 2025**

University of Mississippi (267-00)

Name of Agency

Note: All expenditures recorded on this form must be totaled and said total must agree with the out-of-state travel amount indicated for FY 2023 on Form Mbr-1, line 1.A.2.b.

<b>Employee's Name</b>	<b>Destination</b>	<b>Purpose</b>	<b>Travel Cost</b>	<b>Funding Source</b>
AVENT	BOSTON MA	2023 NASPA ANNUAL CONFERENCE	3,217	General
BAE	NEW ORLEANS LA	SOUTHERN RISK & INS ASSOC CONFERENCE	300	General
BAGBY	CAMBRIDGE MA	HARVARD CRIMSON CUP COMP	1,077	General
BAGCHI	PROVIDENCE RI	NRC SUMMER SCHOOL	250	General
BAGLEY	LEXINGTON KY	SOUTHEASTERN THEATRE CONFERENCE	1,607	General
BAKER	BOSTON MA	ACUI NATIONAL CONFERENCE	2,692	General
BAKER	MEMPHIS TN	SEC UNION DIRECTORS MEETING	726	General
BALDWIN	LAS VEGAS NV	FRANK A SCHRECK GAMING COMPETITION	2,405	General
BALKUN	SEATTLE WA	AWWP CONFERENCE	800	General
BALLOU	PHOENIX & GRAPEVINE TX	KAPPA PSI CONVENTION & AACP CONFERENCE	986	General
BANKS	LAS VEGAS NV	ASHP 2022 MIDYEAR CLINICAL MEETING	114	General
BARBEE	DENVER CO	2023 NALSAP CONFERENCE	2,217	General
BARBEE	PHOENIX AZ	28TH UVALSO HERRERA MOOT COURT COMP	661	General
BARBEE	CHICAGO IL	NATL CONF OF BAR PRESIDNETS LUNCHEON	810	General
BARBER	HOUSTON TX	ASM MICROBE ANNUAL MEETING	1,032	General
BARBER	SAN ANTONIO TX	PCA/ACA CONFERENCE	36	General
BARBER	BALTIMORE MD	SECAC CONFERENCE	416	General
BAREFOOT	DALLAS TX	INNOVATING IN THE BASIC COURSE	85	General
BARIA	CHICAGO IL	ABA NATL NEGOTIATION COMP	1,339	General
BARLOW	DALLAS TX	2023 ASMD@D CONFERENCE	300	General
BARNES	AUSTIN TX	BRAND NEW CONF	251	General
BARNES	MEMPHIS TN	CREATIVE WORKS CONF & WORKSHOP	1,039	General
BARNETT	ST LOUIS MO	NASTA MEETING	1,664	General
BARNETT	NEW YORK NY	NY CITY SHOWCASE	2,925	General
BASIL	SANDESTIN FL	MS BAR ANNUAL MEETING	166	General
BATTE	CHICAGO IL	APLU COUNCIL SUMMER MEETING	1,478	General
BATTE	ATLANTA GA	MEDIA TRAINING WIHT JACKSON SPALDING	480	General
BATTE	MEMPHIS TN	MEETING W/ BROADCAST OUTLETS	104	General

**OUT-OF-STATE TRAVEL  
FISCAL YEAR 2025**

University of Mississippi (267-00)

Name of Agency

Note: All expenditures recorded on this form must be totaled and said total must agree with the out-of-state travel amount indicated for FY 2023 on Form Mbr-1, line 1.A.2.b.

<b>Employee's Name</b>	<b>Destination</b>	<b>Purpose</b>	<b>Travel Cost</b>	<b>Funding Source</b>
BATTE	WASHINGTON DC	PR DAILY'S MEDIA RELATIONS CONFERENCE	2,795	General
BAZZAZZADEHGAN	BOSTON MA	ISPOR 2023 CONFERENCE	905	General
BEAM	ATLANTA GA	SPSP CONFERENCE	300	General
BEAVER	ATLANTA GA	OER & DUAL ENROLLMENT CONFERENCE	1,257	General
BEI	SEATTLE WA	FILM PREMIER	300	General
BEI	NEW ORLEANS LA	WORDS & MUSIC LIT FESTIVAL	400	General
BELDEN-ADAMS	NEW YORK NY	COLLEGE ART ASSOC ANNUAL CONFERENCE	465	General
BELDEN-ADAMS	HOUSTON TX	GERMAN STUDIES ASSOCIATION	987	General
BELDEN-ADAMS	BALTIMORE MD	SECAC CONFERENCE	708	General
BELENCHIA	ORANGE BEACH AL	MS NATURAL GAS ASSOC CONFERENCE	1,537	General
BELL	LAS VEGAS NV	ASHP MIDYEAR CLINICAL MEETING	2,000	General
BELL	MEMPHIS TN	MIDSOUTH PHARM RESIDENTS CONFERENCE	601	General
BELL	ATLANTA GA	NPHA CANNUAL CONFERENCE	574	General
BERRY	SAN DIEGO CA	2023 AALS ANNUAL MEETING	2,076	General
BERRY	PALO ALTO CA	ASSORTED MEETINGS W/ CO-AUTHOR & SAA	1,574	General
BETANCO VASQUEZ	ORLANDO FL	ASTA CONFERENCE	326	General
BETTS	LAS VEGAS NV	2022 ASHP MIDYEAR CLINICAL MEETING & EXHIBIT CONF	114	General
BHAGAT-KENNEDY	SAN FRANCISCO CA	MLA ANNUAL MEETING	1,587	General
BHANDARI	BATON ROUGE LA	WORKSHOP ON GRAVITY	350	General
BIGGS	HOUSTON TX	BOWL GAME	1,179	General
BLACK	SEATTLE WA	ASSOC OF WRITERS & WRITING PROGRAMS	800	General
BLACKMARR	ATLANTA GA	2023 SPRING HOTTY TODDY TOUR	563	General
BLACKMARR	HUNTSVILLE AL	NACADA REGION IV ANNUAL CONFERENCE	693	General
BLOOMEKATZ	SAN DIEGO CA	WEINSTEIN CONFERENCE	1,280	General
BORNEMAN	CHICAGO IL	ABA REGIONAL NEGOTIATION COMP - FINALS	1,038	General
BOTERO	ATLANTA GA	ASERL SPRING 2023 MEMBERSHIP MEETING	1,482	General
BOTERO	DENVER CO	SPRING 2023 CNI MEMBERSHIP MEETING	1,783	General

**OUT-OF-STATE TRAVEL  
FISCAL YEAR 2025**

University of Mississippi (267-00)

Name of Agency

Note: All expenditures recorded on this form must be totaled and said total must agree with the out-of-state travel amount indicated for FY 2023 on Form Mbr-1, line 1.A.2.b.

<b>Employee's Name</b>	<b>Destination</b>	<b>Purpose</b>	<b>Travel Cost</b>	<b>Funding Source</b>
BOULDIN	GRAPEVINE TX	AACP ANNUAL MEETING	2,269	General
BOYCE	NASHVILLE TN	ATHLETICS MEETING	70	General
BOYCE	WASHINGTON DC	DELEGATION RECEPTION & MEETINGS	775	General
BOYCE	CHARLOTTESVILLE VA	DEVELOPMENT MEETINGS	869	General
BOYCE	TUCSON AZ	DEVELOPMENT TRIP	338	General
BOYCE	HIGHLANDS NC	DEVELOPMENT TRIP	505	General
BOYCE	HOUSTON, DALLAS & AUSTIN TX	DEVELOPMENT TRIP & ADMISSIONS EVENTS	905	General
BOYCE	DALLAS TX	DEVELOPMENT VISITS & BUSINESS CONNECT	294	General
BOYCE	NASHVILLE TN	DEVELOPMENT VISITS & VANDY FB GAME	210	General
BOYCE	JONESBORO AR	DEVELOPMENTAL VISITS & ALUMNI EVENT	90	General
BOYCE	SEATTLE WA	NCAA SWEET SIXTEEN	150	General
BOYCE	ATLANTA GA	SACSCOC ANNUAL MEETING	1,086	General
BOYCE	NASHVILLE TN	SEC CHANCELLOR'S MEETING & DEV MEETINGS	451	General
BOYCE	WASHINGTON DC	SEC CONGRESSIONAL CAUCUS MEETING & UM MEETINGS	1,356	General
BOYCE	DESTIN FL	SEC PRESIDENTS & CHANCELLORS CONFERENCE	479	General
BOYCE	HOUSTON TX	TAXACT TEXAS BOWL GAME	529	General
BOYCE	GREENVILLE SC	WOMEN'S BK SEC TOURNAMENT	320	General
BRADLEY	SAN DIEGO CA	2023 LSAC MEETING & ED CONFERENCE	3,056	General
BRADLEY	LOS ANGELES CA	LSAC LAW SCHOOL FORUM	1,584	General
BRADLEY	MIAMI FL	LSAC LAW SCHOOL FORUM	576	General
BRADLEY	HOUSTON TX	LSAC LAW SCHOOL FORUM	1,206	General
BRADLEY	CHICAGO IL	LSAC LAW SCHOOL FORUM	1,666	General
BRADLEY	CHARLESTON, COLOMBIA & GREENVILLE SC	NATL LAW SCHOOL ADMISSIONS PANEL	778	General
BRADLEY	TUSCALOOSA & AUBURN AL	NATL LAW SCHOOL ADMISSIONS PANEL	875	General
BRADLEY	TEMPE AZ	WAPLA LAW FAIR	1,095	General
BRAMLETT	CHICAGO IL	CASE MAJOR GIVING CONFERENCE	1,975	General
BRAMLETT	NASHVILLE TN	DEVELOPMENT MEETINGS IN NASHVILLE	691	General



**OUT-OF-STATE TRAVEL  
FISCAL YEAR 2025**

University of Mississippi (267-00)

Name of Agency

Note: All expenditures recorded on this form must be totaled and said total must agree with the out-of-state travel amount indicated for FY 2023 on Form Mbr-1, line 1.A.2.b.

<b>Employee's Name</b>	<b>Destination</b>	<b>Purpose</b>	<b>Travel Cost</b>	<b>Funding Source</b>
BRAMLETT	HOUSTON TX	DEVELOPMENT VISITS	878	General
BRAMLETT	LOS ANGELES CA	DEVELOPMENTAL MEETINGS	2,689	General
BREWER	NEW ORLEANS LA	GULF SCHOLARS PROGRAM CONFERENCE	636	General
BRINLEE	DENVER CO	FATE 2023 CONFERENCE	1,883	General
BRINLEE	BALTIMORE MD	SECAC CONFERENCE	1,434	General
BRITSON	ALBUQUERQUE NM	HAPS 37TH ANNUAL CONFERENCE	1,586	General
BROWN	ATLANTA GA	2022 ANNUAL SNPHA CONFERENCE	500	General
BROWN	NOTRE DAME IN	28TH ANNUAL NAVAL LEADERSHIP CONF	602	General
BROWN	PHOENIX AZ	APHA 2023 ANNUAL MEETING	1,245	General
BROWN	LAS VEGAS NV	ASHP MIDYEAR CLINICAL MEETING & CONF	2,481	General
BROWN	CINCINNATI OH	NCECA	1,053	General
BROWN	WASHINGTON DC	SNPHA 2023 REGIONS I & II CONFERENCE	1,168	General
BROWN	ATLANTA GA	SNPHA/NPHA ANNUAL CONVENTION	689	General
BROWN	HOUSTON TX	SOUTH TX MOCK TRIAL COMP	1,933	General
BROWN	NEW ORLEANS LA	XAVIER HEALTH DISPARATIVES CONFERENCE	1,319	General
BRYANT	LAS VEGAS NV	ASHP 2022 MIDYEAR CLINICAL MEETING	114	General
BRYANT	WASHINGTON DC	SE REGIONAL MEETING OF ACS CONFERENCE	475	General
BUCHHOLZ	NEW ORLEANS LA	GULF SCHOLARS PROGRAM	446	General
BUCKLEY	COLUMBUS GA	GA THESPIAN FESTIVAL	584	General
BUCKLEY	LEXINGTON KY	SOUTHEASTERN THEATRE CONFERENCE	1,226	General
BUCKNER	NATIONAL HARBOR MD	ASC ANNUAL RESEARCH CONFERENCE	200	General
BUNT	HOUSTON TX	NOA NATIONAL CONFERENCE	750	General
BURKHEAD	INDIANAPOLIS IN	PERCUSSIVE ARTS SOCIETY INTN'L CONF	1,250	General
BURNETT	PHOENIX AZ	KAPPA PSI GRAND COUNCIL CONVENTION	160	General
BUSBY	INDIANAPOLIS IN	2022 ASSESSMENT INST	1,610	General
BUSBY	LAKE BUENA VISTA FL	SACSCOC CONFERENCE	2,480	General
BUSS	PHOENIX AZ	APHA ANNUAL MEETING & EXPO	400	General

**OUT-OF-STATE TRAVEL  
FISCAL YEAR 2025**

University of Mississippi (267-00)

Name of Agency

Note: All expenditures recorded on this form must be totaled and said total must agree with the out-of-state travel amount indicated for FY 2023 on Form Mbr-1, line 1.A.2.b.

<b>Employee's Name</b>	<b>Destination</b>	<b>Purpose</b>	<b>Travel Cost</b>	<b>Funding Source</b>
BUTLER	NEW YORK NY	2022 CRIMFEST CONFERENCE	1,152	General
BUTLER	SANDESTIN FL	2022 SEALS CONFERENCE	2,985	General
BUTLER	SAN DIEGO CA	2023 AALS ANNUAL MEETING	495	General
BUTLER	SEATTLE WA	PROMOTING DIVERSITY IN LAW SCHOOL	2,153	General
CAFFERA	WASHINGTON DC	BEING A FACILITATOR MEETING	2,365	General
CAFFERA	WASHINGTON DC	FACILITATING IN THE 21ST CENTURY	1,124	General
CAFFERA	WASHINGTON DC	FACILITATING TEAMS & GROUPS	2,351	General
CAMPAGNA	WASHINGTON DC	2022 PHYSICS CONGRESS, RECRUITMENT EVENT	649	General
CANNON DURHAM	ORLANDO FL	EMERGENCY MED FOR PRIMARY CARE	2,185	General
CAO	BALTIMORE MD	IEEE 57TH ANNUAL CONF ON ISS	2,343	General
CAPINO	GRAPEVINE TX	AACP ANNUAL MEETING	2,400	General
CAPINO	COLUMBUS OH	PPA 2022 FALL CONFERENCE	1,350	General
CAPINO	DALLAS TX	PPA 2023 SPRING CONFERENCE	1,870	General
CARTER	MEMPHIS TN	NATIONAL TRIAL COMPETITION	17	General
CAVALLARO	ATLANTA GA	SPSP CONFERENCE	300	General
CAYLI	DENVER CO	LINGUISTIC SOCIETY OF AMERICAN ANNUAL MEETING	300	General
CHATLAONG		ACSM ANNUAL MEETING	300	General
CHAVIS	WASHINGTON DC	ACADEMY FOR HIGHER ED LEADERSHIP	1,795	General
CHAVIS	TEMPE AZ	ACADEMY FOR IHE LEADERSHIP	1,732	General
CHAVIS	WASHINGTON DC	AIHE LEADERSHIP PROGRAM	1,972	General
CHAVIS	TEMPE AZ	AIHEL PROGRAM	1,460	General
CHAVIS	ALEXANDRIA LA	PRINTMAKING WORKSHOP	972	General
CHAVIS	BIRMINGHAM AL	SEC ALDP LIASION'S MEETING	456	General
CHAVIS	ATLANTA GA	SEC ALDP WORKSHOP	145	General
CHEELY	MEMPHIS TN	NATIONAL TRIAL COMPETITION	359	General
CHEN	WASHINGTON DC	AAAS NATIONAL CONFERENCE	657	General
CHILDERS	NASHVILLE, CHARLOTTE & ATLANTA NC	2023 SPRING HOTTY TODDY TOUR	1,642	General
CHO	LONG BEACH CA	ARIA 2022 ANNUAL MEETING	300	General
CHOI	LAS VEGAS NV	2023 WEST FED CHRIE CONFERENCE	300	General

**OUT-OF-STATE TRAVEL  
FISCAL YEAR 2025**

University of Mississippi (267-00)

Name of Agency

Note: All expenditures recorded on this form must be totaled and said total must agree with the out-of-state travel amount indicated for FY 2023 on Form Mbr-1, line 1.A.2.b.

Employee's Name	Destination	Purpose	Travel Cost	Funding Source
CHOUEST	MEMPHIS TN	GRAD FAIR	106	General
CHOUEST	DALLAS, AUSTIN, HOUSTON TX	HOTTY TODDY TOUR 2022	1,822	General
CHOUEST	OKLAHOMA & DALLAS TEXAS TX	LAW FAIR	1,640	General
CHOUEST	UNIV OR MARYLAND & GEORGE WASHINGTON UNIV MD	LAW FAIR	3,124	General
CHOUEST	UNIV OF GA, UNIV OF SC & FURMAN UNIV GA	LAW FAIRS	2,045	General
CHRISTIAN	LAS VEGAS NV	ASHP MIDYEAR CLINICAL MEETING & CONF	114	General
CHURCH	ATLANTA GA	SPSP CONFERENCE	300	General
CLARDY	WASHINGTON DC	JOHN L COSTELLO TRIAL ADVOCACY COMP	1,514	General
CLAYTON	NASHVILLE TN	NSNA ANNUAL CONVENTION	300	General
CLEMONS	CHICAGO IL	ALA ANNUAL CONFERENCE	321	General
CLEVELAND	DETROIT MI	SOCIETY FOR FRENCH STUDIES	300	General
COHEN	NASHVILLE, CHARLOTTE & ATLANTA NC	2023 SPRING HOTTY TODDY TOUR	1,214	General
COHEN	COLORADO SPRINGS, SAN FRAN & PALO ALTO CA	DEVELOPMENT & LANGUAGE FLAGSHIP MEETING	3,553	General
COHEN	DENVER & COLORADO SPRINGS CO	DEVELOPMENT EVENT	762	General
COHEN	ST LOUIS & DALLAS TX	DEVELOPMENT MEETINGS & RECRUITING ROADSHOW	838	General
COHEN	DENVER, PUEBLO & COLORADO SPRINGS CO	DEVELOPMENTAL MEETINGS	911	General
COHEN	KNOXVILLE TN	NOW & EVER CAMPAIGN KICKOFF	1,142	General
COHEN	KNOXVILLE TN	SEC DEANS MEETING	1,519	General
COHEN	TUSCALOOSA AL	SEC TITLE IX CONFERENCE	282	General
COLEMAN	WASHINGTON DC	NATL BLACK LAW STUDENTS ASSOC CONF	236	General
COLES	ALBUQUERQUE NM	RMMLA MEETING	1,332	General
CONKLIN	ARLINGTON VA	THE JOHN COSTELLO COMP	2,482	General
CONRAD	VALDOSTA GA	SOUTHERN ANTHROPOLOGY SOCIETY MEETING	195	General
COOPER	NASHVILLE, CHARLOTTE & ATLANTA NC	2023 SPRING HOTTY TODDY TOUR	2,034	General
COOPER	DALLAS TX	AACP ADM WORKSHOP	1,958	General
COOPER	AUBURN AL	COLLEGE FAIR	608	General

**OUT-OF-STATE TRAVEL  
FISCAL YEAR 2025**

University of Mississippi (267-00)

Name of Agency

Note: All expenditures recorded on this form must be totaled and said total must agree with the out-of-state travel amount indicated for FY 2023 on Form Mbr-1, line 1.A.2.b.

<b>Employee's Name</b>	<b>Destination</b>	<b>Purpose</b>	<b>Travel Cost</b>	<b>Funding Source</b>
COOPER	MOBILE AL	COLLEGE FAIRS	722	General
COOPER	NEW ORLEANS LA	COLLEGE FAIRS & PRIVATE VISITS	1,390	General
COOPER	DALLAS TX	HOSA INTN'L CONFERENCE	1,654	General
COOPER	DALLAS, AUSTIN & HOUSTON TX	HOTTY TODDY TRIP	2,003	General
COOPER	CHATTANOOGA, JACKSON, MS & BIRMINGHAM TN	RECRUITING FAIRS	1,303	General
COOPER	JACKSON, MS & MOBILE, AL AL	RECRUITING FAIRS	809	General
COOPER	TAMPA FL	SAA FOR THE HEALTH PROFESSIONS	1,576	General
COPE	CHICAGO IL	ABA LAW STUDENT DIV NEGOTIATION FINALS	1,066	General
COX-MCCARTY	NEW ORLEANS LA	XAVIER UNIV GRAD SCHOOL FAIR 2022	814	General
COYNE	ORLANDO FL	ASTA NATIONAL CONFERENCE	317	General
CRAZE	NASHVILLE TN	SOCIETY OF TOXICOLOGY 2023 ANNUAL MEETING	300	General
CROCKETT	NEW YORK NY	FORDHAM NAT'L BASKETBALL NEG COMP	700	General
CROCKETT	WILLIAMSBURG VA	WILLIAM & MARY LAD SCHOOL NEG. TOURN	746	General
CROMWELL	SANTA FE NM	ROCKY MTN COUNCIL ANNUAL MEETING	989	General
CRUMBY	GRAPEVINE TX	AACP PHARMACY EDUCATION 2022	2,354	General
CULP	PHOENIX AZ	APHA ANNUAL MEETING & EXPO	420	General
CUMMINGS	ATLANTA GA	2022 SACSCOC ANNUAL MEETING	1,539	General
CUMMINGS	SEATTLE WA	47TH ANNUAL POD NETWORK CONFERENCE	2,373	General
CUMMINGS	DENVER CO	ASSOCIATION OF PUBLIC LAND GRANT INSTITUTIONS	1,808	General
CURRY	WASHINGTON DC	THURGOOD MARSHALL FED BAR MOOT COURT COMP	1,522	General
CURTIS	NASHVILLE, CHARLOTTE & ATLANTA NC	2023 SPRING HOTTY TODDY TOUR	160	General
CURTIS	MADISON WI	EVANS A EVANS MOOT COURT COMP	580	General
CURTIS	SANDESTIN FL	MS BAR ANNUAL MEETING	142	General
DALE	CINCINNATI OH	CBDNA ATHLETIC BAND SYMPOSIUM	1,534	General
DALE	CHICAGO IL	MIDWEST CLINIC CONFERENCE	2,079	General

**OUT-OF-STATE TRAVEL  
FISCAL YEAR 2025**

University of Mississippi (267-00)

Name of Agency

Note: All expenditures recorded on this form must be totaled and said total must agree with the out-of-state travel amount indicated for FY 2023 on Form Mbr-1, line 1.A.2.b.

<b>Employee's Name</b>	<b>Destination</b>	<b>Purpose</b>	<b>Travel Cost</b>	<b>Funding Source</b>
DANIELS	HOUSTON TX	SOUTH TX MOCK TRIAL COMP	2,042	General
DAVIDSON	NEW YORK NY	ITF FILM FESTIVAL & FRENCH ITALIAN FILM PRODUCTION	1,000	General
DAVIDSON	SAN ANTONIO TX	NAT'L GROUNDWATER ASSOC MEETING	940	General
DAVIDSON	ATLANTA GA	RECRUITING TRAVEL	675	General
DAVIS	LAS VEGAS NV	ASHP MIDYEAR MEETING	1,732	General
DAVIS	MEMPHIS TN	MSHP	453	General
DAWSON	PORTLAND OR	ASCA CONFERENCE	2,952	General
DE FRANCISCO LOPES	ASHEVILLE NC	SOUTHERN CRIMINAL JUSTICE ASSOC CONFERENCE	300	General
DEBRO	ORLANDO FL	NACDA SEMINAR	2,458	General
DEBRO	BIRMINGHAM AL	SEC GENERAL COUNSEL MEETING	496	General
DEBROCK	MEMPHIS TN	SOUTH CENTRAL MLA CONFERENCE	500	General
DEES	CHICAGO IL	ALA ANNUAL CONFERENC	310	General
DENNIS	HUNTSVILLE AL	SELA 2023 LEADERSHIP RETREAT	413	General
DESCHAIINE	JACKSONVILLE FL	ATE SPRING 2023 CONFERENCE	2,266	General
DEVRIES	BOSTON MA	NILG 2022 NAT'L CONFERENCE	3,044	General
DEVRIES	TUSCALOOSA AL	THREAT ASSESSMENT & MANAGEMENT	377	General
DIKUN	ORLANDO FL	AACP CONFERENCE	1,964	General
DIVEN-BROWN	WASHINGTON DC	ANNUAL RNL NATIONAL CONFERENCE	1,960	General
DJUGOVSKI	HOUSTON TX	MALTO MEDICINAL CHEMISTRY MEETING	300	General
DODD	LOUISVILLE KY	PGMS ANNUAL CONFERENCE	2,007	General
DOERKSEN	SAN FRANCISCO CA	CGS 62ND ANNUAL MEETING	3,474	General
DOERKSEN	LAS VEGAS NV	SOCIALLY JUST DESIGN IN GRAD EDUCATION	1,026	General
DONAHOE	SEATTLE WA	PROF DEVELOPMENT NETWORK CONFERENCE	2,524	General
DONAHOE	MINNEAPOLIS MN	SHAKESPEARE ASSOC OF AMERICA	1,436	General
DONNELLY	SAN FRANCISCO CA	MLA CONFERENCE	1,702	General
DOWLING	CHICAGO IL	MPSA ANNUAL MEETING	1,528	General
DREWRY	MINNEAPOLIS MN	TRAINING	2,276	General
DUCK	NEW ORLEANS LA	ASA ANNUAL CONFERENCE	1,887	General

**OUT-OF-STATE TRAVEL  
FISCAL YEAR 2025**

University of Mississippi (267-00)

Name of Agency

Note: All expenditures recorded on this form must be totaled and said total must agree with the out-of-state travel amount indicated for FY 2023 on Form Mbr-1, line 1.A.2.b.

<b>Employee's Name</b>	<b>Destination</b>	<b>Purpose</b>	<b>Travel Cost</b>	<b>Funding Source</b>
DUCK	NEW ORLEANS LA	GULF SCHOLARS PROGRAM	539	General
DUNNAVANT	AUBURN AL	SEC FACITLITY OFFICER CONFERENCE	723	General
DUNNAVANT	TAMPA FL	SRAPPA CONFERENCE	357	General
DUNNAVANT	ATLANTA GA	TOUR OF ASHRAE GLOBAL HQ BUILDING	798	General
DURHAM	LOS ANGELES CA	FYE CONFERENCE	2,760	General
DURHAM	COLUMBIA SC	SITE VISIT - USC	417	General
DURKIN	RENO NV	AAUP SUMMER INSTITUTE	3,210	General
DURKIN	WASHINGTON DC	COUNCIL ON INTERCOLLEGIATE ATHLETICS	1,798	General
EASSON	HOUSTON TX	ALUMNI MEETING ABOUT CAMPAIGN	297	General
EASSON	NASHVILLE TN	HOTTY TODDY TOUR 2023	343	General
EASSON	JONESBORO AR	HYTROL VISIT	194	General
EAVES	WASHINGTON DC	SEIGENTHALER-SUTHERLAND MOOT COURT	3,960	General
EAVES	TBA	THURGOOD MARSHALL MOOT COURT COMP	450	General
ECHOLS	ATHENS GA	IMPACT OF ENGAGED SCHOLARSHIP CONF	941	General
EDWARDS	LAS VEGAS NV	ASHP MIDYEAR CLINICAL MEETING & CONF	114	General
EGAN	WASHINGTON DC	HNBA/VIA ANNUAL CONVENTION	1,554	General
ELHANAFY	SAN DIEGO CA	BIOPHYSICAL SOCIETY 67TH ANNUAL MEETING	300	General
ELIASON	FT WORTH TX	ASIL ECONOMIC LAW BIENNIAL CONFERENCE	761	General
ELIASON	HOUSTON TX	CLASSCRITS XIII CONFERENCE	1,238	General
ELIASON	WASHINGTON DC	THURGOOD MARSHALL FED BAR MOOT COURT COMP	1,870	General
ELKANAYATI	BOSTON MA	AAPS PHARMSCI	1,273	General
ELLIS	CONCORD MA	ANNUAL THOREAU SOCIETY CONFERENCE	499	General
ELLIS	HUNTSVILLE AL	NACADA REGION 4 SPRING CONFERENCE	1,255	General
ELLIS	SAN DIEGO CA	THE NATL SYMPOSIUM ON STUDENT RETENTION	1,855	General
EPPS	LAS VEGAS NV	ASHP 2022 MIDYEAR CLINICAL MEETING	114	General
ESTES	DETROIT, FAIRFAX VA & GRAND RAPIDS, MIII MI	REHEARSALS, INTNL NAVY BAND SYMPOSIUM & MI MUSIC CONF	751	General

**OUT-OF-STATE TRAVEL  
FISCAL YEAR 2025**

University of Mississippi (267-00)

Name of Agency

Note: All expenditures recorded on this form must be totaled and said total must agree with the out-of-state travel amount indicated for FY 2023 on Form Mbr-1, line 1.A.2.b.

<b>Employee's Name</b>	<b>Destination</b>	<b>Purpose</b>	<b>Travel Cost</b>	<b>Funding Source</b>
ESTRADA	MEMPHIS TN	CREATIVE WORKS CONFERENCE	1,022	General
ESWEDA GAMLADDALAGE	CHATTANOOGA TN	AMSS MEETING	310	General
ESWEDA GAMLADDALAGE	BOSTON MA	JMM MEETING	300	General
ETZEL	BOSTON MA	DELTA SCHOLARS PROGRAM	500	General
EVANS	BOSTON MA	2023 NASPA ANNUAL CONFERENCE	1,769	General
EVERETT	CONWAY AR	INT'L TROMBONE FESTIVAL	336	General
EVERHART	COLUMBUS OH	PEDIATRIC PHARMACY ASSOC FALL CONFERENCE	200	General
EYLER	SEATTLE WA	47TH ANNUAL POD NETWORK CONFERENCE	2,495	General
FANG	JACKSONVILLE FL	SAML CONVENTION	120	General
FENG	PHILADELPHIA PA	2022 LSAC NEWCOMERS WORKSHOP	2,371	General
FENG	BOSTON MA	AAPS PHARMSCI	784	General
FENG	ANAHEIM CA	BIOMEDICAL RESEARCH CONFERENCE	3,179	General
FENNELLY	WALLAND, TN & ATHENS GA GA	TASTE OF SOUTH & VISITING SCHOLAR LECTURER	982	General
FERGUSON	CHICAGO IL	ABA LAW STUDENT DIV NEGOTIATION FINALS	854	General
FERNIANY	DECATUR GA	SEASACS 2023	725	General
FERRY	PRINCETON NJ	DEBT-CON	1,410	General
FERRY	SAN DIEGO CA	POLITICAL ECONOMY OF INTN'L ORGANIZATION	1,539	General
FIRST	RIGA LATVIA	RESEARCH IN NATL ARCHIVES	400	General
FITTS	DURHAM NC	NC ENVIRONMENTAL JUSTICE FILM PROJECT	97	General
FLEMING	KANSAS MO	AACP MID CAREER FAVULTY RETREAT	2,113	General
FLEMING	PHOENIX AZ	APHA ANNUAL MEETING	2,855	General
FLEMING	LAS VEGAS NV	ASHP MIDYEAR CLINICAL MEETING	1,646	General
FLEMING	LAS VEGAS NV	ASHP MIDYEAR CLINICAL MEETING	2,159	General
FLEMING	MEMPHIS TN	MIDSOUTH PHARMACY RESIDENCY MEETING	498	General
FOLEY	LOUISVILLE KY	PGMS ANNUAL CONFERENCE	2,052	General
FOLEY	AUBURN AL	SEC LANDSCAPE CONFERENCE	1,191	General

**OUT-OF-STATE TRAVEL  
FISCAL YEAR 2025**

University of Mississippi (267-00)

Name of Agency

Note: All expenditures recorded on this form must be totaled and said total must agree with the out-of-state travel amount indicated for FY 2023 on Form Mbr-1, line 1.A.2.b.

<b>Employee's Name</b>	<b>Destination</b>	<b>Purpose</b>	<b>Travel Cost</b>	<b>Funding Source</b>
FONTENOT	WASHINGTON DC	JOHN L COSTELLO TRIAL ADVOCACY COMP	1,503	General
FONTENOT	DETROIT MI	WAYNE STATE/JAFFE NEGOTITATION COMP	1,263	General
FORGETTE	DENVER CO	2022 APLU ANNUAL MEETING	2,189	General
FORGETTE	ATLANTA GA	2022 SACSCOC ANNUAL MEETING	1,583	General
FORGETTE	ORLANDO FL	SACSCOC INSTITUTE ACCREDITATION MEETING	2,308	General
FORSTER	PORTLAND OR	HIGHER ED CASE MGRS ASSOC CONFERENCE	2,271	General
FORSTER	PHILADELPHIA PA	HIGHER ED SUICIDE PREVENTION CONF	1,453	General
FORSTER	PALM BEACH FL	NABITA ANNUAL CONFERENCE	2,077	General
FRANKLIN	NASHVILLE TN	BELMONT HUMANITIES SYMPOSIUM	686	General
FREDERICK	LAS VEGAS NV	ACUA AUDITCON 2022	3,296	General
FRIEDLANDER	PHILADELPHIA PA	EARLY MODERN TRANS STUDIES CONFERENCE	1,115	General
FRIEDMAN	WASHINGTON DC	ADAA ANNUAL CONFERENCE	300	General
FRITZ	BOULDER CO	ROCKY MTN ETHICS CONGRESS	690	General
FUJINUMA	BIRMINGHAM AL	SACSA CONFERENCE	314	General
FUQUA	DENVER CO	FOUNDATIONS IN ART THEORY & ED CONFERENCE	568	General
FUQUA	BALTIMORE MD	SOUTHEASTERN COLLEGE ART CONFERENCE	1,614	General
GANNON	SAN FRANCISCO CA	2022 ACCP GLOBAL CONFERENCE	1,000	General
GARDNER	NEW YORK NY	EASTERN ECONOMICS ASSOC	1,664	General
GATES	DETROIT MI	WAYNE STATE/JAFFE NEGOTITATION COMP	753	General
GAUTHIER	BATON ROUGE LA	LSU SITE VISIT	370	General
GEORGE	COLUMBIA MO	SEC EMERGING SCHOLARS CAREER PREP WORKSHOP	1,678	General
GERACI	MINNEAPOLIS MN	AMERICAN PSYCHOLOGICAL ASSOC CONVENTION	300	General
GERARD	DURHAM NC	BLSA JOINT BOARD RETREAT	1,061	General
GERARD	WASHINGTON DC	CSH-BLSA NATIONAL CONFERENCE	1,374	General
GERARD	ALBANY NY	DOMENICK GABRIELLI MOOT COURT COMPETITION	64	General
GERSHON	ALBANY NY	DOMENICK GABRIELLI MOOT COURT COMPETITION	2,602	General
GEWEDA	BOSTON MA	AAPS PHARMSCI	858	General



**OUT-OF-STATE TRAVEL  
FISCAL YEAR 2025**

University of Mississippi (267-00)

Name of Agency

Note: All expenditures recorded on this form must be totaled and said total must agree with the out-of-state travel amount indicated for FY 2023 on Form Mbr-1, line 1.A.2.b.

<b>Employee's Name</b>	<b>Destination</b>	<b>Purpose</b>	<b>Travel Cost</b>	<b>Funding Source</b>
GHODKE	BOSTON MA	ISPOR 2023 CONFERENCE	718	General
GHONGE	BOSTON MA	AAPS PHARMSCI	200	General
GILMORE	NEW ORLEANS LA	ROADWAYS TO THE BENCH PANEL	72	General
GIRAY	MEMPHIS TN	MYSF COLLEGE PREP DAY	106	General
GIRAY	MEMPHIS TN	RECRUITING TRAVEL-CORDOVA HS	93	General
GLASZ	COLUMBIA MO	SEC POLICE CHIEFS & EMERGENCY MANAGER'S CONFERENCE	659	General
GOLIDAY	HUNTSVILLE AL	NACADA REGION IV ANNUAL CONFERENCE	945	General
GOODMAN	LAS VEGAS NV	ASHP MIDYEAR CLINIC MEET	1,969	General
GOODMAN	MEMPHIS TN	MIDSOUTH PHARM RESIDENTS CONFERENCE	445	General
GOODMAN	ATLANTA GA	NPHA ANNUAL CONFERENCE	576	General
GORDON	DURHAM NC	BLSA JOINT BOARD RETREAT	1,040	General
GORDON	WASHINGTON DC	NATL BLACK LAW STUDENTS ASSOC CONF	861	General
GORDON	NEW ORLEANS LA	ROADWAYS TO THE BENCH PANEL	505	General
GOUDEAU	LAS VEGAS NV	ASHP MIDYEAR CLINICAL MEETING & CONF	114	General
GRAVLEE	PHOENIX AZ	APHA ANNUAL CONFERENCE	300	General
GRAY	WILLIAMSBURG VA	WILLIAM & MARY INTN'L LAW COMPETITION	873	General
GREEN	LAS VEGAS NV	ASHP 2022 MIDYEAR CLINICAL MEETING	114	General
GREEN	SAN DIEGO CA	HUGH & HAZEL DARLING FOUNDATION CONFERENCE	857	General
GREEN	WASHINGTON DC	SEIGENTHALER-SUTHERLAND MOOT COURT COMP	1,481	General
GREEN	OKLAHOMA CITY OK	SRSS ANNUAL MEETING	500	General
GREEN	WASHINGTON DC	THE FEDERALIST SOCIETY'S NATL LAWYERS CONV	1,254	General
GRIMMETT	SAVANNAH GA	SACUBO FALL WORKSHOP	2,432	General
GRIMMETT	KNOXVILLE TN	SEC RISK MANAGEMENT GROUP MEETING	683	General
GROSS	NEW ORLEANS LA	LIBLEARNX (ALA MIDWINTER)	1,385	General
GUO	CHICAGO IL	MPSA 80TH ANNUAL CONFERENCE	335	General
GURLEY	SAN DIEGO CA	2023 LSAC MEETING & ED CONFERENCE	2,885	General

**OUT-OF-STATE TRAVEL  
FISCAL YEAR 2025**

University of Mississippi (267-00)

Name of Agency

Note: All expenditures recorded on this form must be totaled and said total must agree with the out-of-state travel amount indicated for FY 2023 on Form Mbr-1, line 1.A.2.b.

Employee's Name	Destination	Purpose	Travel Cost	Funding Source
GURLEY	MOBILE, MONTGOMERY, AUBURN, TUSCALOOSA, BIRMINGHAM & HUNTSV AL	AL GRAD & PROFESSIONAL SCHOOL EXPO	1,517	General
GURLEY	ARLINGTON VA	APD PRE LAW CONFERENCE LAW EXPO	1,580	General
GURLEY	NEW ORLEANS LA	ENROLLMENT MANAGEMENT SUMMIT 2022	1,461	General
GURLEY	MIAMI FL	FL LAW SCHOOL FAIRS	1,033	General
GURLEY	BATON ROUGE LA	LSU ANNUAL LAW SCHOOL FAIR	978	General
GURLEY	CAMBRIDGE MA	SPACE WEEK/ PROF SCHOOL & CAREER FAIR	2,046	General
GURLEY	MEMPHIS TN	SUMMER PRE LAW PIPELINE FAIR	89	General
GURLEY	AUSTIN, TX /DENVER, BOULDER & COLORADO SPRINGS CO	SW & WESTERN ASSOC OF PRELAW ADVISORS FAIRS	2,516	General
GURLEY	COOKEVILLE, KNOXVILLE, LEXINGTON & NASHVILLE TN	TENN & KY LAW FAIRS & PRIVATE VISITS	1,061	General
GUTHRIE	PHILADELPHIA PA	AFRICAN STUDIES ASSOC ANNUAL MEETING	1,500	General
GUY	NEWARK NJ	GIBBONS MOOT COURT COMPETITION	2,465	General
HACKWORTH	WASHINGTON DC	MUSIC ED, MUSIC RESEARCH & TEACHER ED CONFERENCE	750	General
HAINES	DALLAS TX	AACP ANN MEET	1,392	General
HAINES	BALTIMORE & WASHINGTON DC	ECAC 2023; NAP ANNUAL MEETING 2023	1,179	General
HAINES	BIRMINGHAM AL	UAB WELLBEING CONFERENCE	1,109	General
HALL	CHICAGO IL	APPELLATE LAWYERS ASSOC MOOT COURT COMP	400	General
HALL	NEW YORK NY	DUBERSTEIN MOOT COURT COMP	2,190	General
HALL	MADISON WI	EVANS CONST. MOOT COURT	2,000	General
HALL	LAS VEGAS NV	FRANK A SCHRECK MOOT COURT	1,000	General
HALL	ALBANY NY	GABRIELLI FAMILY MOOT COURT	300	General
HALL	NEWARK NJ	GIBBONS MOOT COURT	1,500	General
HALL	NASHVILLE TN	NATL MOOT COURT COMPETITION	1,925	General
HALL	WASHINGTON DC	SEIG-SUTHERLAND MOOT COURT	1,595	General
HAMADANI	PHILADELPHIA PA	DREXEL IMMUNE MODULATION & ENGINEERING SYMP	200	General
HAMMER	SAN JUAN PR	SERMACS	500	General

**OUT-OF-STATE TRAVEL  
FISCAL YEAR 2025**

University of Mississippi (267-00)

Name of Agency

Note: All expenditures recorded on this form must be totaled and said total must agree with the out-of-state travel amount indicated for FY 2023 on Form Mbr-1, line 1.A.2.b.

<b>Employee's Name</b>	<b>Destination</b>	<b>Purpose</b>	<b>Travel Cost</b>	<b>Funding Source</b>
HAMMERT	DENVER CO	ACSM MEETING & WORLD CONGRESS	297	General
HAMPTON	NASHVILLE TN	RESILIENCECON	300	General
HANSEN	PROVIDENCE RI	CFTA ANNUAL CONFERENCE	2,451	General
HANSEN	STARKVILLE & AUBURN, AL AL	MSAPPA & SEC FACITLITY ANNUAL CONFERENCES	1,283	General
HANSEN	ATHENS, ATLANTA & KENNESAW GA	TOUR OF ASHRAE, CAMPUS VISIT & ALC FACTORY TOUR	846	General
HARRELL	ORLANDO FL	AACP INTERIM MEETING INOVATE 2023	2,555	General
HARRELL	GRAPEVINE TX	AACP PHARMACY EDUCATION 2022	2,740	General
HARRELL	MEMPHIS TN	AREA WIDE COLLEGE NIGHT	106	General
HARVEY	LITTLE ROCK AR	SMA 2002 ANNUAL MEETING	50	General
HATCHER	ST. LOUIS MO	COLLEGE FAIRS	1,064	General
HATCHER	HUNTSVILLE AL	COLLEGE FAIRS	425	General
HAYES	SAN FRANCISCO CA	MODERN LANGUAGE ASSOC	1,320	General
HEARN	CINCINNATI OH	ACDA NATIONAL CONFERENCE	1,121	General
HEARN	NATIONAL HARBOR MD	NA/ME NATIONAL CONFERENCE	750	General
HEATH	GRAPEVINE TX	AACP ANNUAL MEETING	1,417	General
HEIMAN	HOUSTON TX	AMERICAN SOCIETY FOR MIRCROBIOLOGY	300	General
HENDRICKSON	WASHINGTON DC	BITCOIN POLICY SUMMIT	1,250	General
HENDRICKSON	NASHVILLE TN	THE ECONOMICS & INCENTIVES OF BITCOIN	528	General
HENNIGAN	BIRMINGHAM AL	SIDEWALK FILM & CREATIVE MEDIA COLLEGE FAIR	833	General
HENNIGAN	ATLANTA GA	SR FILM PRODUCTION TRIP	1,105	General
HERRERA	CHICAGO IL	ALA ANNUAL CONFERENCE	1,300	General
HESTER	SANDESTIN FL	MS BAR ANNUAL MEETING	3,104	General
HEYING	MINNEAPOLIS MN	NATL WOMENS STUDIES ASSOC CONF	500	General
HIELSCHER	WARRENTON VA	AACP-ALFP	1,663	General
HIELSCHER	ARLINGTON VA	AACP-ALFP	1,118	General
HIELSCHER	ORLANDO FL	AACP-ALFP MEETING	2,258	General
HIELSCHER	LAS VEGAS NV	ASHP MIDYEAR MEETING	2,493	General
HIELSCHER	WASHINGTON DC	IDWEEK 2022	750	General

**OUT-OF-STATE TRAVEL  
FISCAL YEAR 2025**

University of Mississippi (267-00)

Name of Agency

Note: All expenditures recorded on this form must be totaled and said total must agree with the out-of-state travel amount indicated for FY 2023 on Form Mbr-1, line 1.A.2.b.

<b>Employee's Name</b>	<b>Destination</b>	<b>Purpose</b>	<b>Travel Cost</b>	<b>Funding Source</b>
HILL	SAN DIEGO CA	HHS OFFICE OF RESEARCH BOOT CAMP	2,853	General
HILTON	GULF SHORES AL	SASTE CONFERENCE	300	General
HITE	KENT OH	MID AMERICA PRINT CONFERENCE	1,000	General
HO	WARRENTON NC	NC EJ FILM	227	General
HO	DURHAM NC	SDF CONVENING	1,044	General
HODELL	BALTIMORE MD	SOUTHERN CONF FOR BRITISH STUDIES	594	General
HODGE-PENN	WASHINGTON DC	CGR PRELIMINARY MEETING	1,526	General
HODGES	PHOENIX AZ	KAPPA PSI 60TH GRAND COUNCIL CONVENTION	160	General
HOLLAND	WASHINGTON DC	TEACHING WASHINGTON EXPERIENCE CLASS	1,214	General
HOLLEY	DENVER & PALM SPRINGS CO	APLU ANNUAL MEETING & HIGHER ED FORUM	2,474	General
HOLLEY	TAMPA FL	SACUBO ANNUAL MEETING	2,768	General
HOLLEY	FAYETTEVILLE AR	SE CONF CBO MEETING	810	General
HOLLEY	WESTLAKE VILLAGE CA	UNIVERSITY LEADERSHIP SUMMIT	2,433	General
HOPKINS	GAINESVILLE FL	SEC CIO, CISO & RESEARCH FALL MEETING	1,174	General
HOPKINS	COLLEGE STATION TX	SEC CIO, CISO & RESEARCH MEETING	957	General
HOPPER	NEW YORK CITY NY	ABCT 56TH ANNUAL CONVENTION	300	General
HOVATTER	CHARLOTTE NC	HS VISIT, COLLEGE FAIR & HOTTY TODDY TOUR	426	General
HUA	LAS VEGAS NV	ASHP 2022 MIDYEAR CLINICAL MEETING	114	General
HUANG	HOUSTON TX	MALTO MEDICINAL CHEMISTRY MEETING	300	General
HUBER	WASHINGTON DC	ACUNS ANNUAL MEETING	1,665	General
HUBER	SAN DIEGO CA	ESGRN WORKSHOP	1,325	General
HUCKABY	DENVER CO	2022 AALL ANNUAL MEETING & CONFERENCE	2,980	General
HUFF	NOTRE DAME IN	28TH ANNUAL NAVAL LEADERSHIP CONF	643	General
ISLAM	TAMPA FL	2023 CSGS 3 MINUTE THESIS COMPETITION	1,370	General
ISLAM	HOUSTON TX	MALTO MEDICINAL CHEMISTRY MEETING	300	General
JACKSON	NEW YORK CITY NY	2023 BFA NEW YORK SHOWCASE	1,225	General
JADHAV	BOSTON MA	ISPOR 2023 CONFERENCE	300	General

**OUT-OF-STATE TRAVEL  
FISCAL YEAR 2025**

University of Mississippi (267-00)

Name of Agency

Note: All expenditures recorded on this form must be totaled and said total must agree with the out-of-state travel amount indicated for FY 2023 on Form Mbr-1, line 1.A.2.b.

<b>Employee's Name</b>	<b>Destination</b>	<b>Purpose</b>	<b>Travel Cost</b>	<b>Funding Source</b>
JAKKA	BOSTON MA	AAPS PHARMSCI	846	General
JAMISON	LAS VEGAS NV	ASHP 2022 MIDYEAR CLINICAL MEETING	114	General
JEFFERY	MEMPHIS TN	A/C CLINIC	636	General
JEFFERY	WACO TX	THE CLOSER COMPETITION	532	General
JEFFERY	ATLANTA GA	TOUR OF ASHRAE GLOBAL HQ BUILDING	228	General
JENKINS	DENVER CO	AACRAO CONFERENCE 2023	1,500	General
JENKINS	PHOENIX AZ	APHA ANNUAL MEETING & EXPO	936	General
JETER	COLLEGE STATION TX	COLUMNS SOCIETY TRIP	663	General
JETER	BIRMINGHAM AL	USHPCN SUMMIT 2023	832	General
JOHNSON	ST LOUIS MO	MUSIC LIBRARY ASSOC ANNUAL MEETING	769	General
JOHNSTON	HOUSTON TX	NOA NATIONAL CONFERENCE	750	General
JOLLY	TUSCALOOSA AL	MEET W/ UA CONTRACTS MGMT OFFICE	97	General
JONES	LOUISVILLE KY	2023 SRAI JOINT SECTION MEETING	2,381	General
JONES	LAS VEGAS NV	ASHP MIDYEAR CLINICAL MEETING & CONF	114	General
JONES	DURHAM NC	FILMING OF DOCUMENTARY PROJECT	829	General
JONES	SAVANNAH GA	NAEP DISTRICT III MEETING	442	General
JONES	COLUMBUS OH	PEDIATRIC PHARMACY ASSOC FALL CONFERENCE	200	General
JONES	WASHINGTON DC	PHI SIGMA ALPHA NATL STUDENT CONFERENCE	1,087	General
JONES-BODIE	NEW ORLEANS LA	NCA ANNUAL CONFERENCE	427	General
JORDAN	LAS VEGAS NV	ASHP 2022 MIDYEAR CLINICAL MEETING	114	General
JUNG	SEATTLE WA	2023 SHAPE AMERICA CONFERENCE	200	General
JURUSIK	DENVER CO	2022 AALL ANNUAL MEETING & CONFERENCE	3,055	General
KANG	DENVER CO	2023 ACSM MEETING & WORLD CONGRESSES	1,000	General
KATAOKA	DENVER CO	ACSM MEETING & WORLD CONGRESS	300	General
KELLUM	COLUMBUS GA	ARTWORK PICKUP FROM DO GOOD FUND	755	General
KELLUM	TUSCALOOSA AL	PICKING UP ARTWORK FOR GAMMILL GALLERY	207	General

**OUT-OF-STATE TRAVEL  
FISCAL YEAR 2025**

University of Mississippi (267-00)

Name of Agency

Note: All expenditures recorded on this form must be totaled and said total must agree with the out-of-state travel amount indicated for FY 2023 on Form Mbr-1, line 1.A.2.b.

<b>Employee's Name</b>	<b>Destination</b>	<b>Purpose</b>	<b>Travel Cost</b>	<b>Funding Source</b>
KELLUM	COLUMBUS GA	RETURN ARTWORK	751	General
KELLY	WASHINGTON DC	PTDSS/JSM CONFERENCE	619	General
KELLY	ST LOUIS MO	WSDS CONFERENCE	1,300	General
KESLER	TUSCALOOSA AL	IND STORMWATER & SPCC	517	General
KESSLER	NOTRE DAME IN	28TH ANNUAL NAVAL LEADERSHIP CONF	643	General
KHADSE	PROVIDENCE RI	NUMERICAL RELATIVITY COMM SUMMER SCHOOL	400	General
KHAIRNAR	MINNEAPOLIS MN	APS 2023 MEETING	600	General
KHAN	GRAPEVINE TX	PHARMACY EDUCATION	50	General
KING	BATON ROUGE LA	LSU SITE VISIT	822	General
KING	ATLANTA GA	NATL CONF OF BLACK POLITICAL SCIENTISTS	1,176	General
KING	BOSTON MA	NEPSA ANNUAL CONFERENCE	1,646	General
KING	COLUMBIA SC	SITE VISIT TO STUDY COLLEGE MODEL	467	General
KISNER	PRINCETON KY	LINEMAN APPRENTICE LAB 4 UNDERGROUND	2,359	General
KLENKE	CHATTANOOGA TN	ISA SOUTHERN CHAPTER ANNUAL CONFERENCE	1,369	General
KLINE	CHATTANOOGA TN	ISA SOUTHERN CHAPTER ANNUAL CONFERENCE	1,293	General
KLINGLER	CHICAGO IL	MIDWEST POLITICAL SCIENCE ANNUAL MEETING	1,630	General
KLUCK	MINNEAPOLIS MN	CGS 2022 SUMMER WORKSHOP & NEW DEANS INST	2,766	General
KLUCK	TAMPA FL	COUNCIL OF SOUTHERN GRAD SCHOOL	716	General
KLUCK	ATLANTA GA	INSTITUTE ON TEACHING & MENTORING	373	General
KNABB	CHICAGO IL	CCCC CONFERENCE	1,762	General
KNEIP	HOUSTON TX	BOWL GAME	178	General
KNEIP	DALLAS, AUSTIN & HOUSTON TX	CHANCELLOR & DONOR VISIT & STUDENT RECRUITMENT	1,270	General
KNEIP	DALLAS TX	DONOR VISITS & BUSINESS CONNECT EVENT	644	General
KNEIP	WASHINGTON DC	LOTT INST EVENTS & DONOR VISIT	1,592	General
KNEIP	NASHVILLE TN	OLE MISS MBK TOURNAMENT	828	General
KNEIP	FAYETTEVILLE AR	OM VS ARKANSAS FOOTBALL	465	General
KNEIP	GREENVILLE SC	OM WBK TOURNAMENT	1,214	General

**OUT-OF-STATE TRAVEL  
FISCAL YEAR 2025**

University of Mississippi (267-00)

Name of Agency

Note: All expenditures recorded on this form must be totaled and said total must agree with the out-of-state travel amount indicated for FY 2023 on Form Mbr-1, line 1.A.2.b.

<b>Employee's Name</b>	<b>Destination</b>	<b>Purpose</b>	<b>Travel Cost</b>	<b>Funding Source</b>
KNIGHT	PHOENIX AZ	AICHE NATIONAL MEETING	301	General
KNIGHTON	WASHINGTON DC	SEIGENTHALER-SUTHERLAND MOOT COURT COMP	62	General
KNIGHTON	WILLIAMSBURG VA	WILLIAM & MARY INTN'L LAW COMPETITION	1,297	General
KONNAR	WASHINGTON DC	HON 420 COURSE TRAVEL	103	General
KOOFREH	ATLANTA GA	ASC ANNUAL CONFERENCE	300	General
KOTEL	SANTA CRUZ CA	DICKENS UNIVERSE MEETING	835	General
KRALIK	ORLANDO FL	ASTA NATIONAL CONFERENCE	905	General
KREISEL	SANTA CRUZ CA	2022 DICKENS UNIVERSE CONFERENCE	904	General
KREISEL	SAN FRANCISCO CA	MLA CONVENTION 2023	329	General
KREISEL	LEHIGH PA	NORTH AMERICA VSA CONFERENCE	1,168	General
KREUSEL	PHOENIX AZ	KAPPA PSI 60TH GRAND COUNCIL CONVENTION	160	General
KULKARNI	ALBUQUERQUE NM	AAS MEETING	300	General
LABUDA	NASHVILLE TN	183RD ACOUSTICAL SOCIETY OF AMERICA MEETING	1,460	General
LADNER	LAS VEGAS NV	ASHP MIDYEAR CLINICAL MEETING & CONF	114	General
LAGARDE	DALLAS, AUSTIN & HOUSTON TX	TX RECRUITMENT WEEK WITH ADMISSIONS	2,520	General
LANGHAM	MEMPHIS TN	A/C CLINIC	484	General
LANGLOIS	BATON ROUGE LA	DISCOVERY DAY 2023	350	General
LATIMER	SANDESTIN FL	MS BAR ANNUAL MEETING	1,868	General
LAVALLEY	NEW ORLEANS LA	ASSOC OF MATH TEACHERS EDUCATORS ANNUAL CONF	300	General
LEDBETTER	NEW YORK NY	NY ACTING SHOWCASE	2,045	General
LEDBETTER	LEXINGTON KY	SOUTHEASTERN THEATER CONFERENCE	1,885	General
LEE	MEMPHIS TN	NATL REC & PARK ASSOC	111	General
LEE	SEATTLE WA	SHAPE AMERICA	300	General
LEE	JACKSON, GRENADA & MEMPHIS TN	STUDENT EXPO	278	General
LEETON	WASHINGTON DC	UM ALUMNI CLUB MEETING & SMBHC RECEPTION	2,676	General
LEONARD	BOSTON MA	DELTA SCHOLARS PROGRAM	500	General
LEWELLYN	WASHINGTON DC	NCURA 64TH ANNUAL MEETING	3,265	General

**OUT-OF-STATE TRAVEL  
FISCAL YEAR 2025**

University of Mississippi (267-00)

Name of Agency

Note: All expenditures recorded on this form must be totaled and said total must agree with the out-of-state travel amount indicated for FY 2023 on Form Mbr-1, line 1.A.2.b.

<b>Employee's Name</b>	<b>Destination</b>	<b>Purpose</b>	<b>Travel Cost</b>	<b>Funding Source</b>
LEWIS	WASHINGTON DC	2023 APLU COUNCIL ON GOV AFFAIRS	1,889	General
LEWIS	WASHINGTON DC	2023 CGA SPRING MEETING	2,939	General
LEWIS	WASHINGTON DC	FEDERAL DELEGATION	1,747	General
LEWIS	WASHINGTON DC	FEDERAL DELEGATION VISIT	1,414	General
LEWIS	WASHINGTON DC	FEDERAL DELEGATION VISIT	1,824	General
LEWIS	WASHINGTON DC	FEDERAL DELEGATION VISIT	1,826	General
LEWIS	WASHINGTON DC	FEDERAL DELEGATION VISIT	1,640	General
LEWIS	WASHINGTON DC	FEDERAL DELEGATION VISIT	1,818	General
LEWIS	WASHINGTON DC	FEDERAL DELEGATION VISIT	1,251	General
LEWIS	WASHINGTON DC	FEDERAL DELEGATION VISIT	1,172	General
LEWIS	WASHINGTON DC	TECH HUB & FED DELEGATION	2,537	General
LEWIS	WASHINGTON DC	TECH HUB MEETINGS	3,199	General
LI	BOSTON MA	2022 AAPS PHARMSCI 360	812	General
LI	BOSTON MA	AAPS PHARMSCI	200	General
LIGHTWEIS-GOFF	BOSTON MA	NEH FELLOWSHIP	1,000	General
LIN	BOSTON MA	ISPOR 2023 CONFERENCE	1,310	General
LITTRELL	GAINESVILLE FL	SEC CIO, CISO & RESEARCH FALL MEETING	1,216	General
LITTRELL	COLLEGE STATION TX	SEC CIO, CISO & RESEARCH MEETING	1,030	General
LITTRELL	BIRMINGHAM AL	SOUTHEAST HIGHER ED SECURITY CONF	300	General
LIU	CHICAGO IL	184TH ACCOUSTICAL SOCIETY OF AMERICA	600	General
LIU	MINNEAPOLIS MN	APS APRIL MEETING	300	General
LOENNEKE	DENVER CO	AMERICAN COLLEGE OF SPORTS MED	2,193	General
LOGAN	COLUMBIA SC	USC SITE VISIT	386	General
LONG	CINCINNATI OH	NCECA CONFERENCE	1,632	General
LOPEZ	PHOENIX AZ	2022 AICHE NATL MEETING	1,000	General
LOVE	ATLANTA GA	EXECUTIVE APPROVAL PROJECT WORKSHOP	1,009	General
LOVE	ATHENS GA	IMPACT OF ENGAGED SCHOLARSHIP CONF	1,292	General
LOVE	SAN FRANCISCO CA	WESTERN POLITICAL SCIENCE ASSOC MEETING	2,078	General
LOWE	ATLANTA GA	FABTEC	776	General



**OUT-OF-STATE TRAVEL  
FISCAL YEAR 2025**

University of Mississippi (267-00)

Name of Agency

Note: All expenditures recorded on this form must be totaled and said total must agree with the out-of-state travel amount indicated for FY 2023 on Form Mbr-1, line 1.A.2.b.

<b>Employee's Name</b>	<b>Destination</b>	<b>Purpose</b>	<b>Travel Cost</b>	<b>Funding Source</b>
LUBER	NEW YORK NY	ABCT 56TH ANNUAL CONVENTION	300	General
LUCAS	NASHVILLE TN	RESILIENCECON	300	General
LUGO HUERTA	DALLAS, AUSTIN, HOUSTON TX	HOTTY TODDY TOUR 2022	1,223	General
LUTZ	BIRMINGHAM AL	SACSA CONFERENCE	650	General
LY-HA	LAS VEGAS NV	2022 ASHP MIDYEAR CLINICAL MEETING & EXHIBITION	1,863	General
LY-HA	MEMPHIS TN	MIDSOUTH PHARM RESIDENTS CONFERENCE	445	General
MACKENZIE	SAN FRANCISCO CA	MLA CONVENTION	948	General
MACKLIN	LAS VEGAS NV	ASHP CONFERENCE	114	General
MADILIGAMA RALALAGE	CHICAGO IL	ASA MEETING	471	General
MAGANA ZERTUCHE	MINNEAPOLIS MN	APS MEETING	600	General
MAHARJAN	SAN ANTONIO TX	AMCP CONFERENCE	300	General
MAHARJAN	BOSTON MA	ISPOR CONFERENCE	1,294	General
MANCUSO	LAS VEGAS NV	ASHP CONFERENCE	114	General
MANNING	DENVER CO	ACUA CONFERENCE	2,533	General
MANNING	HOUSTON TX	MALTO MEETING	300	General
MARDIS	PHOENIX AZ	SBM CONFERENCE	300	General
MARSH	LUBBOCK TX	ELDAD SYMPOSIUM	760	General
MARSH	BOSTON MA	NASPA CONFERENCE	1,932	General
MARTIN	ATHENS GA	IES CONFERENCE	891	General
MARTINEZ- COVARRUBIAS	WASHINGTON DC	HNBA/VIA CONVENTION	167	General
MASTERSON	NASHVILLE TN	IAAP SUMMIT	1,199	General
MATEN	CHICAGO IL	AQ/SELF STUDY TRAIN	1,250	General
MATTHEWS	DENVER CO	ABA COMPETITION	2,805	General
MATTHEWS	MEMPHIS AIRPORT TN	PICKUP/DROPOFF	89	General
MAXWELL	NEWARK NJ	GCPMC COMPETITION	504	General
MAY	NASHVILLE/CHARLOTTE/ ATLANTA GA	HOTTY TODDY TOUR	145	General
MAY	DALLA/AUSTIN/HOUSTON TX	HOTTY TODDY TOUR	1,403	General
MAY	CHATTANOOGA TN	SASFAA CONFERENCE	951	General
MCCAIN	NEW ORLEANS LA	HECMA CONFERENCE	2,471	General
MCCANN	BALTIMORE MD	NCTM CONFERENCE	300	General

**OUT-OF-STATE TRAVEL  
FISCAL YEAR 2025**

University of Mississippi (267-00)

Name of Agency

Note: All expenditures recorded on this form must be totaled and said total must agree with the out-of-state travel amount indicated for FY 2023 on Form Mbr-1, line 1.A.2.b.

<b>Employee's Name</b>	<b>Destination</b>	<b>Purpose</b>	<b>Travel Cost</b>	<b>Funding Source</b>
MCCLENDON	GRAPEVINE TX	AACP CONVENTION	2,261	General
MCCORD	HUNTSVILLE AL	NACADA REG 4 CONF	597	General
MCCRACKEN	AUSTIN TX	AHS MEETING	300	General
MCCUTCHEON	NASHVILLE TN	RCON CONFERENCE	50	General
MCGLONE	LEXINGTON KY	SECCA CONFERENCE	1,002	General
MCKEE	NASHVILLE TN	ALUMNI VISITS	722	General
MCKEE	NEW YORK NY	FOUNDATION MEETS	1,710	General
MCKEE	SAN FRANCISCO CA	MLA CONVENTION	1,552	General
MCKINNEY	JACKSONVILLE FL	SAMLA CONFERENCE	258	General
MCMANUS	LOUISVILLE KY	PGMS CONFERENCE	2,019	General
MCMANUS	TUCSON AZ	PGMS CONFERENCE	1,246	General
MCMANUS	AUBURN AL	SECL CONFERENCE	734	General
MCNAMEE	LAS VEGAS NV	ASHE CONFERENCE	2,434	General
MICHEL	MEMPHIS TN	OSHA SGI TRAINING	1,008	General
MIGOYA ACOSTA	WASHINGTON DC	THMC COMPETITION	1,752	General
MILLER	MADISON WI	EAELCMC COMPETITION	1,275	General
MILLER	ATLANTA GA	LSAC FORUM/GRAD FAIR	1,658	General
MILLS	SAN FRANCISCO CA	ACCP GLOBAL CONF	2,700	General
MILLS	LAS VEGAS NV	ASHP CONFERENCE	1,313	General
MILLS	PHOENIX AZ	ASHP MEETING	1,110	General
MILLS	BALTIMORE MD	ASHP MEETING	1,467	General
MILLS	ATLANTA GA	NPHA CONVENTION	1,376	General
MILOS	PHOENIX AZ	HNBA MC COMPETITION	157	General
MILOS	WASHINGTON DC	HNBA/VIA CONVENTION	1,207	General
MILTON	LONG BEACH CA	CMS NATL CONFERENCE	750	General
MOEN	LACROSSE WI	EHA MEETING	1,587	General
MOLINA	ATLANTA GA	ASC CONFERENCE	300	General
MONROE	ORLANDO FL	SACSCOC CONFERENCE	3,187	General
MONTGOMERY	LAS VEGAS NV	ASHP CONFERENCE	1,180	General
MOORE	CHICAGO IL	ALA CONFERENCE	1,801	General
MOORE	LAS VEGAS NV	ASHP CONFERENCE	114	General
MOORE	LAS VEGAS NV	NABJ NAT CONFERENCE	1,652	General

**OUT-OF-STATE TRAVEL  
FISCAL YEAR 2025**

University of Mississippi (267-00)

Name of Agency

Note: All expenditures recorded on this form must be totaled and said total must agree with the out-of-state travel amount indicated for FY 2023 on Form Mbr-1, line 1.A.2.b.

<b>Employee's Name</b>	<b>Destination</b>	<b>Purpose</b>	<b>Travel Cost</b>	<b>Funding Source</b>
MORSE	NEW YORK CITY NY	LEDUCATION CONF	300	General
MORSE	CHICAGO IL	MIDWEST CLINIC	1,861	General
MORSE	MEMPHIS AIRPORT TN	PICKUP CLINICIAN	89	General
MOSES	SANDESTIN FL	MS BAR MEETING	134	General
MOSES	HOUSTON TX	STMT COMPETITION	2,722	General
MOSS	SAN DIEGO CA	SFN CONFERENCE	300	General
MOUS-ABOU HAMADOU	CHATTANOOGA TN	AMS SECTIONAL MEETING	304	General
MUIA	CHATTANOOGA TN	AMS MEETING	535	General
MUKHERJEE	DECATUR GA	SEASECS CONFERENCE	500	General
MULLINS	DENVER CO	CQE SYMPOSIUM	300	General
MULLINS	WASHINGTON DC	JLCNCLTA COMPETITION	893	General
MUNGAL	CHICAGO IL	AERA CONFERENCE	400	General
MURPHREE	WASHINGTON DC	UPCEA CONFERENCE	884	General
MURRY	CLEARWATER FL	HELP CONFERENCE	4,027	General
MYERS	ASHEVILLE NC	SCJA CONFERENCE	300	General
NAHM	LOS ANGELES CA	PAMLA CONFERENCE	665	General
NARALA	BOSTON MA	AAPS PHARMSCI	969	General
NARAYAN	MINNEAPOLIS MN	APS MEETING	50	General
NASRUDDIN	PHOENIX AZ	APHA CONFERENCE	300	General
NEWSOME	PORTLAND OR	HECMA CONFERENCE	2,636	General
NGUYEN	LAS VEGAS NV	ASHP CONFERENCE	114	General
NGUYEN	SEATTLE WA	AWP CONFERENCE	296	General
NGUYEN	MEMPHIS AIRPORT TN	DROP OFF SPEAKER	85	General
NGUYEN	ATLANTA GA	SPSP CONVENTION	300	General
NJOKU	NEW ORLEANS LA	AMS CONFERENCE	750	General
NORWOOD	LAS VEGAS NV	NABJ NAT CONFERENCE	1,427	General
NOVICEVIC	WASHINGTON DC	RNL CONFERENCE	2,716	General
NULL	GREELEY CO	NFE CONFERENCE	300	General
NYLANDER III	ATHENS GA	IES CONFERENCE	1,428	General
OGBEIFUN	WASHINGTON DC	IAE CONFERENCE	800	General
OGUNNIRAN	ORLANDO FL	AEF CONFERENCE	800	General
OMARI	BOSTON MA	AAPS PHARMSCI	810	General

**OUT-OF-STATE TRAVEL  
FISCAL YEAR 2025**

University of Mississippi (267-00)

Name of Agency

Note: All expenditures recorded on this form must be totaled and said total must agree with the out-of-state travel amount indicated for FY 2023 on Form Mbr-1, line 1.A.2.b.

<b>Employee's Name</b>	<b>Destination</b>	<b>Purpose</b>	<b>Travel Cost</b>	<b>Funding Source</b>
OSBORN	KANSAS CITY MO	COMTEC CONFERENCE	2,749	General
OSEI	ST. LOUIS MO	MVEA CONFERENCE	500	General
OSTROVSKII	MINNEAPOLIS MN	APS CONFERENCE	1,115	General
O'SULLIVAN	WASHINGTON DC	NHA ADVOCACY DAY	2,196	General
OUTLAW	HOUSTON TX	STMT COMPETITION	796	General
OWENS	WILLIAMSBURG VA	WMIL COMPETITION	915	General
OZBORN	PHOENIX AZ	KPGC CONVENTION	160	General
PANEY	WASHINGTON DC	NAME CONFERENCE	1,801	General
PARK	NEW YORK NY	FORDHAM NATL BASKETBALL NEGOTIATION COMP	1,651	General
PARKER	DENVER CO	CQE SYMPOSIUM	1,134	General
PARKER	ANAHEIM CA	NCTE CONVENTION	1,457	General
PARSONS	PORTLAND OR	NACADA CONFERENCE	1,206	General
PASQUALE	MEMPHIS TN	NATIONAL TRIAL COMP	348	General
PASSMAN	BIRMINGHAM AL	APHA MID REG MEET	149	General
PATE	ORLANDO FL	AACP WORKSHOP	2,058	General
PATE	ORLANDO FL	AACP WORKSHOP	2,371	General
PATE	LAS VEGAS NV	ASHP CONFERENCE	1,865	General
PATRICK	DENVER CO	ACSM CONFERENCE	300	General
PATTERSON	TUSCALOOSA AL	HGA CONFERENCE	200	General
PAVLACIC	NEW YORK NY	ABCT CONVENTION	300	General
PAWAR	DENVER CO	IEEE CONFERENCE	298	General
PAYNE	PHILADELPHIA PA	AHA MEETING	1,784	General
PAYNE	SAN BERNARDINO CA	ISF FESTIVAL	1,286	General
PAYNE	HUNTSVILLE AL	NACADA CONFERENCE	536	General
PEAIRS	ATLANTA GA	SOUTHEASTERN MINORITY JOB FAIR	300	General
PEARCE	CHICAGO IL	AERA CONFERENCE	300	General
PEARSON	LAS VEGAS NV	ASHP CONFERENCE	114	General
PEATTIE	NEW ORLEANS LA	AMS CONFERENCE	750	General
PEGUES	DENVER CO	APLU MEETING	2,118	General
PEGUES	BOSTON MA	NASPA CONFERENCE	2,957	General
PEGUES	ATLANTA GA	SEC CSAOFE MEETING	1,406	General

**OUT-OF-STATE TRAVEL  
FISCAL YEAR 2025**

University of Mississippi (267-00)

Name of Agency

Note: All expenditures recorded on this form must be totaled and said total must agree with the out-of-state travel amount indicated for FY 2023 on Form Mbr-1, line 1.A.2.b.

<b>Employee's Name</b>	<b>Destination</b>	<b>Purpose</b>	<b>Travel Cost</b>	<b>Funding Source</b>
PEGUES	BATON ROUGE LA	SECSAO CONFERENCE	1,205	General
PELETTIERE	WILLIAMSBURG VA	OI 2022 CONFERENCE	300	General
PERRY	COLLEGE STATION TX	CS PRO DEVELOPMENT	127	General
PERRY	BIRMINGHAM AL	SACSA CONFERENCE	656	General
PETCHROON	NASHVILLE TN	OLC INNOVATE CONF	1,796	General
PHAM	SAN FRANCISCO CA	AACP GLOBAL CONF	1,000	General
PHAM	LAS VEGAS NV	ASHP CONFERENCE	114	General
PHAN	GRAPEVINE TX	ACCP CONFERENCE	2,000	General
PHAN	PHOENIX AZ	APHA MEETING	1,488	General
PHAN	LAS VEGAS NV	ASHP CONFERENCE	2,243	General
PHILLIPS	LAS VEGAS NV	ASHP CONFERENCE	114	General
PHILLIPS	LAS VEGAS NV	ASHP CONFERENCE	114	General
PIERCE	MADISON WI	EAECLMC COMPETITION	1,278	General
PIERRE	ATLANTA GA	LSAC FORUM	1,829	General
PITTMAN	SANTA CRUZ CA	DICKENS UNIV CONF	1,082	General
PITTMAN	KNOXVILLE TN	INCS CONFERENCE	862	General
PITTMAN	MEMPHIS TN	SCMLA CONFERENCE	100	General
PLATT	DENVER CO	GSA CONFERENCE	61	General
POFF	PHOENIX AZ	KPGC CONVENTION	160	General
POOLE	DENVER CO	CQE SYMPOSIUM	300	General
POST	LAS VEGAS NV	ASHP CONFERENCE	114	General
POWELL	NEW ORLEANS LA	LEC CONFERENCE	973	General
PRAJAPATI	BOSTON MA	ISPOR CONFERENCE	1,355	General
PRESLEY	MEMPHIS AIRPORT TN	DROP OFF NANCY	85	General
PRIETO	MINNEAPOLIS/CHICAGO/C HARLOTTE NC	COUNSELOR LUNCH	2,446	General
PRIETO	LAS VEGAS NV	COUNSELOR MEETINGS	2,302	General
PRIETO	ATLANTA/CHARLOTTE/NA SHVILLE TN	HOTTY TODDY TOUR	1,663	General
PRIETO	TULSA OK	LUNCHEONS	1,739	General
PRIETO	ATLANTA GA	RECRUITING	1,498	General
PRIETO	BIRMINGHAM/ATLANTA GA	RECRUITING	573	General
PRIETO	CHARLOTTE SC	RECRUITING	1,557	General

**OUT-OF-STATE TRAVEL  
FISCAL YEAR 2025**

University of Mississippi (267-00)

Name of Agency

Note: All expenditures recorded on this form must be totaled and said total must agree with the out-of-state travel amount indicated for FY 2023 on Form Mbr-1, line 1.A.2.b.

<b>Employee's Name</b>	<b>Destination</b>	<b>Purpose</b>	<b>Travel Cost</b>	<b>Funding Source</b>
PRIETO	FORT MILL SC	RECRUITING	701	General
PUZZ	LAS VEGAS NV	ASHP CONFERENCE	114	General
QIU	MEMPHIS AIRPORT TN	PICKUP SPEAKER	40	General
QRAREYA	SAN DIEGO CA	SFN CONFERENCE	300	General
RAJBHANDARI	CHICAGO IL	AERA CONFERENCE	300	General
RASH	MEMPHIS TN	BENEFIT CONCERT	93	General
RASH	WARRENTON NC	EJ FILM	878	General
RASH	CLEMSON SC	FILM SCREENING	161	General
RASH	DURHAM NC	SD CONFERENCE	1,427	General
RASH	BOSSIER CITY LA	SPE SC CONFERENCE	586	General
RASH	DURHAM NC	WARREN CO EJ FILM	600	General
RATHERT	LAS VEGAS NM	IRON TRIBE INVITATIONAL	1,159	General
RATHERT	MEMPHIS AIRPORT TN	PICKUP/DROPOFF	89	General
RATHERT	VERMILLION SD	WCIA CONFERENCE	1,194	General
RAYBURN	WASHINGTON DC	SSMC COMPETITION	103	General
REBICH	LAS VEGAS NV	ASHP CONFERENCE	114	General
REED	NEW ORLEANS LA	ASA CONFERENCE	1,193	General
REED	ATLANTA GA	SNPHA/NPHA CONVENTION	155	General
REGIER	BOSTON MA	PS MEETING	293	General
REQUET	CHATTANOOGA TN	SASFAA CONFERENCE	1,123	General
REYES-GUTIERREZ	WASHINGTON DC	HNBA/VIA CONVENTION	122	General
REYES-GUTIERREZ	PHOENIX AZ	UHMC COMPETITION	715	General
REYNOLDS	CAMBRIDGE MA	HCC COMPETITION	2,427	General
REYNOLDS	ST. PETERSBURG FL	UFS/AT CONFERENCE	7,056	General
RHETT	LAS VEGAS NV	ASHP MIDYEAR MEET	1,897	General
RHETT	MEMPHIS TN	MPR CONFERENCE	546	General
RHODES	DURHAM NC	BLSA JB RETREAT	1,141	General
RICH	CLEMSON SC	MME MEETING	1,164	General
RICHARDS	ORLANDO FL	IACLEA CONFERENCE	3,762	General
RICHMOND	ATLANTA GA	SPSP CONVENTION	300	General
RIDOUT	LAS VEGAS NV	ACUA AUDIT CON	3,175	General
RIDOUT	DENVER CO	ACUA CONFERENCE	2,939	General

**OUT-OF-STATE TRAVEL  
FISCAL YEAR 2025**

University of Mississippi (267-00)

Name of Agency

Note: All expenditures recorded on this form must be totaled and said total must agree with the out-of-state travel amount indicated for FY 2023 on Form Mbr-1, line 1.A.2.b.

<b>Employee's Name</b>	<b>Destination</b>	<b>Purpose</b>	<b>Travel Cost</b>	<b>Funding Source</b>
RIDOUT	TUSCALOOSA AL	SEC IAL MEETING	554	General
RIOS	ATLANTA GA	SPSP CONFERENCE	69	General
ROBBINS	ORLANDO FL	BB WORLD/ANTHOLOGY TOGETHER	2,033	General
ROBERTS	SAN FRANCISCO CA	ACP SNCM CONFERENCE	2,494	General
ROBERTS	WASHINGTON DC	CMA CONVENTION	2,089	General
ROBERTS	NEW YORK NY	IBS CONFERENCE	3,576	General
ROBERTS	THIBODAUX LA	SEJ CONFERENCE	1,714	General
ROBERTS	HOT SPRINGS AR	SKILLSUSA	655	General
ROBINSON	LAS VEGAS NV	ASHP CONFERENCE	114	General
ROBINSON	WASHINGTON DC	NAFSA CONFERENCE	3,420	General
ROBINSON	MEMPHIS AIRPORT TN	PICK UP GUEST	85	General
RODRIGUES	NAPLES FL	CONVERGEONE SUMMIT	163	General
RODRIGUES	DENVER CO	EDUCAUSE CONF	1,639	General
RODRIGUES	ORLANDO FL	SAP SAPPHIRE	933	General
RODRIGUES	COLLEGE STATION TX	SEC CIO CISO MEETING	897	General
RODRIGUES	GAINSVILLE FL	SEC CIO/CISO/RESEARCH MEET	1,053	General
ROGERS	NEWRY ME	MLA CONFERENCE	1,200	General
ROGERS	HUNTSVILLE AL	NACADA CONFERENCE	954	General
ROGERS	CHATTANOOGA TN	SASFAA CONFERENCE	740	General
ROSE	ATLANTA GA	SACSCOC MEETING	1,219	General
ROSS	ORLANDO FL	AACP MEETING	1,889	General
ROSS	GRAPEVINE TX	AACP PHARM ED MEET	2,349	General
ROSS	LAS VEGAS NV	ASHP CONFERENCE	2,465	General
ROWLAND	INDIANAPOLIS IN	ACS DISCUSSION PANEL	95	General
ROWLAND	INDIANAPOLIS IN	ACS EI MEETING	410	General
RUSSELL	JACKSONVILLE FL	SAMLA CONFERENCE	270	General
RUTHERFORD	MINNEAPOLIS MN	GE CONFERENCE	1,648	General
RUTLEDGE	LOUISVILLE KY	PGMS CONFERENCE	1,951	General
RYCHKOVA	PORTLAND OR	AAAL CONFERENCE	300	General
RYCHLAK	SAN ANTONIO TX	NCAA CONVENTION	180	General
SAARNIO	NASHVILLE TN	AAM MEETING	783	General

**OUT-OF-STATE TRAVEL  
FISCAL YEAR 2025**

University of Mississippi (267-00)

Name of Agency

Note: All expenditures recorded on this form must be totaled and said total must agree with the out-of-state travel amount indicated for FY 2023 on Form Mbr-1, line 1.A.2.b.

<b>Employee's Name</b>	<b>Destination</b>	<b>Purpose</b>	<b>Travel Cost</b>	<b>Funding Source</b>
SAARNIO	CHARLOTTE NC	AAM MEETING	2,569	General
SAARNIO	LAWRENCE KS	AAMG CONFERENCE	2,307	General
SAARNIO	MEMPHIS TN	RECEPTION/WALKTHROUGH	194	General
SAARNIO	CHARLOTTE NC	SEMD MEETING	2,105	General
SACHNER	WASHINGTON DC	A&D CONFERENCE	50	General
SAHA	ORLANDO FL	IEEE CONFERENCE	2,051	General
SALAS	PHOENIX AZ	UHMC COMPETITION	1,358	General
SALAS GONZALEZ	MEMPHIS TN	GREEK FEST	111	General
SALLEE	LAS VEGAS NV	ASHP CONFERENCE	114	General
SALMANKHANI	PHOENIX AZ	AICHE MEETING	300	General
SALTZMAN	NEW YORK CITY NY	LEDUCATION CONF	300	General
SAMONDS	WASHINGTON DC	UM ALUM CLUB MEET	1,995	General
SAMPLES	MADISON WI	EAECLMC COMPETITION	620	General
SAMPLES	NEW ORLEANS LA	GSIL SYMPOSIUM	1,267	General
SANFORD	ATHENS GA	COUNTERTERRORISM	1,361	General
SANFORD	HUNTSVILLE AL	NACADA REG 4 CONF	702	General
SANFORD	ATHENS GA	THREAT ASSESS/MANAGE	436	General
SANSING	LEXINGTON KY	SEC GR CONFERENCE	1,643	General
SATTERFIELD	NASHVILLE TN	ACFE NF CONFERENCE	1,857	General
SAXTON	PHILADELPHIA PA	NAASS CONFERENCE	2,776	General
SCHAAF	DENVER CO	MESA CONFERENCE	1,342	General
SCHAAF	WASHINGTON DC	PSASR CONFERENCE	1,108	General
SCHADEGG	NEW YORK NY	ABCT CONFERENCE	300	General
SCHRUFF	NEW YORK CITY NY	ABCT CONFERENCE	300	General
SCHUESSELIN	LOS ANGELES CA	DONOR EVENT FOR MUSIC	1,972	General
SCHUESSELIN	ST LOUIS MO	NAT'L ASSOC OF SCHOOLS OF MUSIC ANNUAL MEETING	3,146	General
SCHUESSELIN	UNIVERISTY OF GA GA	SEC ALDP WORKSHOP	109	General
SCOTT	CHARLOTTE NC	NAFSA REG VII CONF	2,321	General
SCURLOCK	HOUSTON TX	DONOR EVENT	480	General
SCURLOCK	NASHVILLE TN	HOTTY TODDY TOUR	822	General
SCURLOCK	WASHINGTON DC	MS ON THE MALL	4,166	General



**OUT-OF-STATE TRAVEL  
FISCAL YEAR 2025**

University of Mississippi (267-00)

Name of Agency

Note: All expenditures recorded on this form must be totaled and said total must agree with the out-of-state travel amount indicated for FY 2023 on Form Mbr-1, line 1.A.2.b.

<b>Employee's Name</b>	<b>Destination</b>	<b>Purpose</b>	<b>Travel Cost</b>	<b>Funding Source</b>
SCURLOCK	DALLAS TX	NCHC CONFERENCE	2,447	General
SCURLOCK	WILMINGTON DE	RECEPTION	2,370	General
SELLAR	ATHENS GA	SEC PAPL WORKSHOP	504	General
SELLERS	ATLANTA GA	ASHRAE HQ TOUR	725	General
SEVIER	NEW YORK NY	ACBTN CONFERENCE	300	General
SEYMOUR	CAMBRIDGE MA	HCC COMPETITION	2,419	General
SHAH	BOSTON MA	AAPS PHARMSCI	200	General
SHARP	HUNTSVILLE AL	LA LAB 5 TROUBLE	2,344	General
SHAW	ATLANTA GA	SPSP CONVENTION	300	General
SHERROD	WASHINGTON DC	A&D CONFERENCE	50	General
SHIDELER	MEMPHIS TN	CONTINUING ED	794	General
SHRESTHA	SAN DIEGO CA	WCDR CONFERENCE	300	General
SIDDIQUA	BOSTON MA	ISPOR CONFERENCE	771	General
SIMMOND	COLUMBIA SC	CSR CONFERENCE	300	General
SIMMONS	DENVER CO	APLU CONFERENCE	2,394	General
SINGH	MINNEAPOLIS MN	APS MEETING	350	General
SKULTETY	WASHINGTON DC	NHAD CONFERENCE	1,865	General
SLAUGHTER	DURHAM NC	NCEJF PROJECT	86	General
SMITH	LAS VEGAS NV	ASHP CONFERENCE	114	General
SMITH	NEW YORK NY	DBMC COMPETITION	1,343	General
SMITH	AUSTIN TX	ECMC COMPETITION	862	General
SMITH	LAS VEGAS NV	ENVY CLASS TRIP	3,947	General
SMITH	CAMBRIDGE MA	HCC COMPETITION	2,145	General
SMITH	FT. WORTH TX	IPS ROUNDTABLE	1,209	General
SMITH	DURHAM NC	SD CONFERENCE	1,027	General
SMITH	ATHENS GA	SEC ALD PROGRAM	107	General
SMITH	ATHENS GA	SEC ALD PROGRAM	107	General
SMITH	PITTSBURG PA	SETAC CONFERENCE	300	General
SMITH	DALLAS TX	SFE SUMMIT	1,325	General
SOKOL	ROUND ROCK TX	NIRSA TOURNAMENT	312	General
SOLANELLAS MANZANARES	MEMPHIS AIRPORT TN	DROP OFF CANDIDATE	85	General

**OUT-OF-STATE TRAVEL  
FISCAL YEAR 2025**

University of Mississippi (267-00)

Name of Agency

Note: All expenditures recorded on this form must be totaled and said total must agree with the out-of-state travel amount indicated for FY 2023 on Form Mbr-1, line 1.A.2.b.

<b>Employee's Name</b>	<b>Destination</b>	<b>Purpose</b>	<b>Travel Cost</b>	<b>Funding Source</b>
SONG	DENVER CO	ACSM CONGRESS	300	General
SPEARS	LEXINGTON KY	SET CONFERENCE	1,760	General
SPEEN	MEMPHIS AIRPORT TN	PICKUP/DROPOFF	25	General
SPEEN	PHOENIX AZ	UHMC COMPETITION	434	General
SPIROFF	MINNEAPOLIS MN	CGS SUMM WORKSHOP	2,826	General
SPIROFF	TAMPA FL	CSGS MEETING	2,246	General
SPIROFF	INDIANAPOLIS IN	GCC MEETING	2,438	General
STACY	HOUSTON TX	TAXACT TX BOWL	698	General
STANFORD	DENVER CO	ACSM CONGRESS	900	General
STEPHENSON	NEWARK NJ	GCPMC COMPETITION	641	General
STEPHENSON	SANDESTIN FL	MS BAR ANN MEETING	96	General
STOCKSTILL	LAS VEGAS NV	ASHP CONFERENCE	114	General
STONE	CHICAGO IL	APLU CONFERENCE	2,542	General
STONE	NASHVILLE TN	CSP MEETINGS	421	General
STONE	LEXINGTON KY	SECCA CONFERENCE	953	General
STOUT	SANTA BARBARA CA	ICR CONFERENCE	1,361	General
STURGIS	PITTSBURGH PA	SETAC MEETING	399	General
SUMMERS	WASHINGTON DC	SE BIOTECH COLLAB	988	General
SUMMERS	LEXINGTON KY	TECH HUB	1,217	General
SUMMERS	COLUMBIA SC	USC PARTNER MEET	1,578	General
SWEENEY	DENVER CO	CQE SYMPOSIUM	300	General
SYED	DALLAS TX	IEEE SENSORS	386	General
TAGERT	COLUMBUS OH	SDR CONFERENCE	152	General
TANAY	MINNEAPOLIS MN	APS MEETING	269	General
TANNER	MEMPHIS AIRPORT TN	CANDIDATE DROPOFF	85	General
TAYLOR	AUBURN AL	CUWIP CONFERENCE	45	General
TAYLOR	LEXINGTON KY	SET CONFERENCE	548	General
TAYLOR	PHOENIX AZ	UHMC COMPETITION	79	General
THAW	LAS VEGAS NV	ASHP CONFERENCE	133	General
THOMAS	CHAPEL NC	CP CONFERENCE	751	General
THOMAS	NEW YORK NY	EVENTS	442	General
THOMAS	RALEIGH NC	NPMEM RESEARCH	861	General

**OUT-OF-STATE TRAVEL  
FISCAL YEAR 2025**

University of Mississippi (267-00)

Name of Agency

Note: All expenditures recorded on this form must be totaled and said total must agree with the out-of-state travel amount indicated for FY 2023 on Form Mbr-1, line 1.A.2.b.

<b>Employee's Name</b>	<b>Destination</b>	<b>Purpose</b>	<b>Travel Cost</b>	<b>Funding Source</b>
THOMAS	NEW YORK NY	OXFORD CONFERENCE	2,030	General
THOMAS	TUSCALOOSA AL	SEC TITLE IX CONF	83	General
THOMPSON	VERMILLION SD	BWCIA CONFERENCE	1,681	General
THOMPSON	LAS VEGAS NM	ITE SYMPOSIUM	1,484	General
THOMPSON	MEMPHIS AIRPORT TN	PICKUP/DROPOFF	89	General
THOMPSON	WASHINGTON DC	UPCEA CONFERENCE	1,850	General
THOMPSON	WILLIAMSBURG VA	WMIL COMPETITION	1,362	General
THURMOND	WASHINGTON DC	PHYSICS CONGRESS	800	General
TINGLE	LAS VEGAS NV	ASHP CONFERENCE	114	General
TIPTON	CHICAGO IL	ALA CONFERENCE	2,203	General
TORBERT	FORT WORTH TX	ATLA CONFERENCE	1,378	General
TOWNSEND	PITTSBURGH PA	AMIA CONFERENCE	686	General
TOWNSEND	WINCHESTER VA	BOOK REPAIRS	570	General
TRAN	NEW ORLEANS LA	RBFC PANEL	1,013	General
TRAWICK	PHOENIX AZ	APHA MEETNG	1,642	General
TROTT	CINCINNATI OH	ACDA CONFERENCE	823	General
TUCKER	WASHINGTON DC	LSAC FAIR	2,002	General
TUCKER	ORANGE CA	LSDP MEETING	3,098	General
TURNAGE	LEXINGTON KY	SECCA CONFERENCE	1,053	General
TURNER	BOSTON MA	DELTA SCHOLARS PRO	500	General
TURNER	SAN FRANCISCO CA	PCM PP CONFERENCE	2,497	General
UNDERLAND	NEW ORLEANS LA	PCAS CONFERENCE	500	General
UNGER	SAN DIEGO CA	COMIC ARTS CONFERENCE	2,529	General
USSERY	TUSCALOOSA AL	SEC TITLE IX CONF	85	General
VALCARCEL ARES	GRAPEVINE TX	AACP PHARM ED	2,601	General
VALSALAN	NEW ORLEANS LA	AFA MEETING	236	General
VAN BOENING	TUSCALOOSA AL	RESEARCH EXPERIMENTS	210	General
VANCE	NEW YORK NY	DBMC COMPETITION	2,249	General
VANCE	AUSTIN TX	ECMC COMPETITION	2,300	General
VATHY	LAS VEGAS NV	ASHP CONFERENCE	114	General
VENABLE	MINNEAPOLIS MN	NWSA CONFERENCE	1,601	General
VEREB	ALLENSPARK CO	IEE MEETING	1,301	General

**OUT-OF-STATE TRAVEL  
FISCAL YEAR 2025**

University of Mississippi (267-00)

Name of Agency

Note: All expenditures recorded on this form must be totaled and said total must agree with the out-of-state travel amount indicated for FY 2023 on Form Mbr-1, line 1.A.2.b.

<b>Employee's Name</b>	<b>Destination</b>	<b>Purpose</b>	<b>Travel Cost</b>	<b>Funding Source</b>
VIATOR	LEXINGTON KY	SET CONFERENCE	190	General
VICTORIA	NASHVILLE TN	SOT MEETING	179	General
VIDAVER	NEW BRUNSWICK NJ	LWCHA CONFERENCE	300	General
VIEIRA ZAIDAN	ATLANTA GA	SPSP CONFERENCE	300	General
VILLACORTA HERNANDEZ	PHOENIX AZ	2022 AICHE ANNUAL MEETING	1,000	General
VINSON	ANAHEIM CA	MSB CONFERENCE	500	General
VIRDEN	LAS VEGAS NV	ASHP CONFERENCE	114	General
VITALE	PHOENIX AZ	APHA MEETING	800	General
VOGEL	BOSTON MA	PS MEETING	300	General
VONBURG	HUNTSVILLE AL	COLLEGE FAIR	693	General
VONBURG	ST.LOUIS/SOUTHERN IL	COLLEGE FAIRS	1,340	General
VONBURG	CHARLOTTE NC	HOTTY TODDY TOUR	1,566	General
WAGNER	GRAPEVINE TX	AACP MEETING	2,350	General
WAGNER	ORLANDO FL	AACP MEETING	1,729	General
WAGNER	WASHINGTON DC	IDWEEK 2022	909	General
WALDEN	CLEVELAND OH	AIR FORUM	2,555	General
WALDO	DENVER CO	22 AALL CONFERENCE	3,306	General
WAMBSGANS	LAS VEGAS NV	ASHP CONFERENCE	114	General
WARTMAN	ATLANTA GA	AAPP MEETING	1,976	General
WATROUS	WASHINGTON DC	PCC CONFERENCE	800	General
WATT	MEMPHIS AIRPORT TN	PICKUP CANDIDATE	89	General
WEAVER	ATLANTA GA	ASHRAE GLOBAL HQ TOUR	415	General
WEBSTER	NOTRE DAME IN	NLW CONFERENCE	643	General
WEEKLY	MYRTLE BEACH SC	NCURA REG 3 MEET	3,015	General
WEEKLY	AUBURN AL	SRA AL/MS MEETING	1,208	General
WEEKLY	LAS VEGAS NV	SRAI MEETING	4,020	General
WELCH	BOSTON MA	ACUI CONFERENCE	2,585	General
WEST STRUM	GRAPEVINE TX	AACP ANN MEET	2,370	General
WEST STRUM	ORLANDO FL	AACP INT MEETING	2,841	General
WEST STRUM	NATIONAL HARBOR MD	AMCP NEXUS MEETING	2,562	General
WEST STRUM	LAS VEGAS NV	ASHP MIDYEAR MEET	2,116	General

**OUT-OF-STATE TRAVEL  
FISCAL YEAR 2025**

University of Mississippi (267-00)

Name of Agency

Note: All expenditures recorded on this form must be totaled and said total must agree with the out-of-state travel amount indicated for FY 2023 on Form Mbr-1, line 1.A.2.b.

<b>Employee's Name</b>	<b>Destination</b>	<b>Purpose</b>	<b>Travel Cost</b>	<b>Funding Source</b>
WEST STRUM	NASHVILLE TN	HOTTY TODDY TOUR	460	General
WEST STRUM	DALLAS/AUSTIN/HOUSTON TX	HOTTY TODDY TOUR	1,487	General
WEST STRUM	BIRMINGHAM AL	MIPA CONVENTION	242	General
WEST STRUM	KANSAS CITY MO	NCPA CONVENTION	2,457	General
WEST STRUM	PITTSBURGH PA	NIPTE BOD MEETING	1,269	General
WEST STRUM	MEMPHIS TN	WALGREENS CO TOUR	106	General
WHITCOMB	CHICAGO IL	NACUA CONFERENCE	2,882	General
WHITCOMB	SAN DIEGO CA	NACUA CONFERENCE	2,335	General
WHITCOMB	BIRMINGHAM AL	SEC GEN COUNSEL MEET	445	General
WHITE	LAS VEGAS NV	ASHP CONFERENCE	114	General
WHITE	LAS VEGAS NV	ASHP CONFERENCE	114	General
WHITE	ATHENS GA	R&R: SPDGF	759	General
WHITE	NEW ORLEANS LA	TPBN COMPETITION	439	General
WHITEHORN	CHICAGO IL	ALA CONFERENCE	1,753	General
WHITLOCK	NEW YORK NY	DBMC COMPETITION	75	General
WHITLOCK	AUSTIN TX	ECMC COMPETITION	172	General
WHITLOCK	NEW ORLEANS LA	RBFC PANEL	56	General
WHITTINGTON	ORLANDO FL	CARNEGIE CONFERENCE	2,349	General
WHITTINGTON	LEXINGTON KY	SECCA CONFERENCE	1,483	General
WICKER	DENVER CO	22 AALL CONFERENCE	3,197	General
WICKER	WASHINGTON DC	MAA MEETING	1,145	General
WICKER	KALAMAZOO MI	MSI CONGRESS	695	General
WILCOX	RENO NV	PPA MEETING	780	General
WILKIN	HOUSTON TX	ACADEMIC ROADSHOW	1,002	General
WILKIN	DENVER CO	APLU CONFERENCE	1,900	General
WILKIN	SAN FRANCISCO CA	FLAGSHIP MEETING	2,453	General
WILKIN	ATLANTA GA	SACSCOC CONFERENCE	2,607	General
WILKIN	ATLANTA GA	STAMPS CONFERENCE	920	General
WILLETT	GRAPEVINE TX	AACP PHARM ED	1,230	General
WILLIAMS	LAS VEGAS NV	FRANK SHRECK COMP	2,309	General
WILLIAMS	DALLAS TX	NCHC CONFERENCE	2,295	General

**OUT-OF-STATE TRAVEL  
FISCAL YEAR 2025**

University of Mississippi (267-00)

Name of Agency

Note: All expenditures recorded on this form must be totaled and said total must agree with the out-of-state travel amount indicated for FY 2023 on Form Mbr-1, line 1.A.2.b.

<b>Employee's Name</b>	<b>Destination</b>	<b>Purpose</b>	<b>Travel Cost</b>	<b>Funding Source</b>
WILLIAMS	ATLANTA GA	SBA CONVENTION	1,233	General
WILLIAMS	ATLANTA GA	SNPHA/NPHA CONVENTION	689	General
WINBURN	TAMPA FL	SPA CONFERENCE	141	General
WINBURN	PITTSBURGH PA	SPP CONFERENCE	1,341	General
WINTERS	DENVER CO	22 AALL CONFERENCE	3,041	General
WONG	DENVER CO	ACSM MEETING	300	General
WOOD	ATLANTA GA	SPSP CONVENTION	300	General
WOODS	ORANGE BEACH AL	MNGA 43RD CONFERENCE	1,385	General
WRIGHT	MEMPHIS AIRPORT TN	PICK UP SPEAKER	89	General
WRONSKI	CHICAGO IL	MPSA MEETING	1,727	General
YAMADA	DENVER CO	ACSM CONGRESS	300	General
YANG	WASHINGTON DC	MEETING/HA DAY	1,571	General
YATES	KENT OH	MAP CONFERENCE	1,134	General
YAUN	BATON ROUGE LA	SECSAO CONFERENCE	1,088	General
YOO	RALEIGH NC	RESEARCH	1,343	General
ZHANG	BOSTON MA	AAPS PHARMSCI	816	General
ZHANG	NASHVILLE TN	ASA MEETING	1,200	General
ZHANG	WASHINGTON DC	CLTA CONFERENCE	300	General
ZHANG	CHATTANOOGA TN	SASFAA CONFERENCE	994	General
ZOOK	CHICAGO IL	APLU CSC MEETING	1,709	General
ZOOK	DENVER CO	APLU MEETING	2,331	General
ZOOK	NASHVILLE TN	CARNEGIE STRAT PLANN	106	General
ZOOK	ATLANTA GA	CMOLAB MEETING	757	General
ZOOK	MEMPHIS TN	NEWS SOURCE MEETINGS	106	General
ZOOK	ATLANTA GA	SEC CC MEETING	766	General
ZOOK	LEXINGTON KY	SECCA CONFERENCE	1,798	General
ZURBRUGG	NEW ORLEANS LA	NASHA CONFERENCE	1,500	General
<b>Total Out of State Cost</b>			<b>\$ 1,084,188</b>	

**FEES, PROFESSIONAL AND OTHER SERVICES**

University of Mississippi (267-00)

Name of Agency

TYPE OF FEE AND NAME OF VENDOR	Retired w/ PERS	(1) Actual Expenses FY Ending June 30, 2023	(2) Estimated Expenses FY Ending June 30, 2024	(3) Requested Expenses FY Ending June 30, 2025	Fund Source
<b>55710 Engineering</b>					
Engineering Expense/Engineering Services					
<i>Comp. Rate: \$100,000 - \$115,000 per year</i>			112,426	112,426	General
Robert Byrd/Engineering Services					
<i>Comp. Rate: \$35,691 per invoice</i>		35,691			General
Robert Byrd/Engineering Services					
<i>Comp. Rate: \$71,381 per invoice</i>		71,381			General
<b>Total 55710 Engineering</b>		<b>107,072</b>	<b>112,426</b>	<b>112,426</b>	
<b>55720 Architecture</b>					
Architecture/Architecture Services					
<i>Comp. Rate: \$2,000,000 - \$5,000,000 per project</i>			4,535,240	2,294,323	
MCCARTY ARCHITECTS PA/Architecture Services					
<i>Comp. Rate: \$18,950 per invoice</i>		18,950			
MCCARTY ARCHITECTS PA/Architecture Services					
<i>Comp. Rate: \$77,471 per invoice</i>		77,471			
MCCARTY ARCHITECTS PA/Architecture Services					
<i>Comp. Rate: \$36,243 per invoice</i>		36,243			
MCCARTY ARCHITECTS PA/Architecture Services					
<i>Comp. Rate: \$15,562 per invoice</i>		15,562			
SHAFER-ZAHNER-ZAHNER PLLC/Architecture Services					
<i>Comp. Rate: \$2,423 per invoice</i>		2,423			
SHAFER-ZAHNER-ZAHNER PLLC/Architecture Services					
<i>Comp. Rate: \$39,316 per invoice</i>		39,316			
SHAFER-ZAHNER-ZAHNER PLLC/Architecture Services					
<i>Comp. Rate: \$104,358 per invoice</i>		104,358			
<b>Total 55720 Architecture</b>		<b>294,323</b>	<b>4,535,240</b>	<b>2,294,323</b>	
<b>55730 Auditing</b>					
Auditing Fees/Auditing					
<i>Comp. Rate: \$125,000-\$150,000 per year</i>			131,731	131,731	General
MS Institutions of Higher Learning/Auditing/Auditing					
<i>Comp. Rate: \$8,926 per invoice</i>		8,926			General
MS Institutions of Higher Learning/Auditing/Auditing					
<i>Comp. Rate: \$31,880 per invoice</i>		31,880			General
MS Institutions of Higher Learning/Auditing/Auditing					
<i>Comp. Rate: \$20,260 per invoice</i>		20,260			General
MS Institutions of Higher Learning/Auditing/Auditing					
<i>Comp. Rate: \$25,574 per invoice</i>		25,574			General
MS Institutions of Higher Learning/Auditing/Auditing					
<i>Comp. Rate: \$25,913 per invoice</i>		25,914			General
MS Institutions of Higher Learning/Auditing/Auditing					
<i>Comp. Rate: \$12,904 per invoice</i>		12,904			General
<b>Total 55730 Auditing</b>		<b>125,458</b>	<b>131,731</b>	<b>131,731</b>	

**FEES, PROFESSIONAL AND OTHER SERVICES**

University of Mississippi (267-00)

Name of Agency

TYPE OF FEE AND NAME OF VENDOR	Retired w/ PERS	(1) Actual Expenses FY Ending June 30, 2023	(2) Estimated Expenses FY Ending June 30, 2024	(3) Requested Expenses FY Ending June 30, 2025	Fund Source
<b>55740 Medical</b>					
Mississippi State Medical Association Dues/Dues <i>Comp. Rate: \$565 per year</i>		565	565	565	General
Robert Nicholas/Onsite Lab Director/On-Site Visits <i>Comp. Rate: \$300 per visit</i>		600	2,467	2,467	General
Tuberculosis Testing and Reading Certification/Testing <i>Comp. Rate: \$53.14 per certification</i>		53			General
UM Health Center/Employee Vaccination <i>Comp. Rate: \$45 per vaccination</i>		45			General
UM Health Center/New Officer Physical <i>Comp. Rate: \$182 per person</i>		182			General
UM Health Center/New Officer Physical <i>Comp. Rate: \$182 per person</i>		182			General
UM Health Center/New Officer Physical <i>Comp. Rate: \$182 per person</i>		182			General
UM Health Center/New Officer Physical <i>Comp. Rate: \$165 per person</i>		165			General
Urgent Care of Oxford/Drug Screen <i>Comp. Rate: \$70 per test</i>		570	1,000	1,000	General
Urgent Care of Oxford/Drug Screen <i>Comp. Rate: \$170 per test</i>		170	170	170	General
Urgent Care of Oxford/Drug Screen <i>Comp. Rate: \$255 per test</i>		255	255	255	General
Urgent Care of Oxford/Test for Officer Candidate <i>Comp. Rate: \$85 per person</i>		85			General
<b>Total 55740 Medical</b>		<b>3,054</b>	<b>4,457</b>	<b>4,457</b>	
<b>55750 Instructional Services</b>					
JD Williams Library Online Services/Online Reference Document <i>Comp. Rate: \$20 per item</i>		20			General
Mississippi Economic Council/Sponsorship <i>Comp. Rate: \$1,200 per year</i>		1,200	1,281	1,281	General
<b>Total 55750 Instructional Services</b>		<b>1,220</b>	<b>1,281</b>	<b>1,281</b>	
<b>55760 Legal Fees</b>					
Brunini, Grantham, Grower & Hewes PLLC/Legal Services <i>Comp. Rate: \$90 per invoice</i>		90			General
Butler, Snow, O'Mara, Stevens & Cannada PLLC/Legal Services <i>Comp. Rate: \$207 per invoice</i>		207			General
David Ware & Associates/Visa Application <i>Comp. Rate: \$228 per invoice</i>		228			General
David Ware & Associates/Visa Application <i>Comp. Rate: \$1,225 per invoice</i>		1,225			General
David Ware & Associates/Visa Application <i>Comp. Rate: \$3,460 per invoice</i>		3,460			General
Legal Fees/Legal Services					



**FEES, PROFESSIONAL AND OTHER SERVICES**

University of Mississippi (267-00)

Name of Agency					
TYPE OF FEE AND NAME OF VENDOR	Retired w/ PERS	(1) Actual Expenses FY Ending June 30, 2023	(2) Estimated Expenses FY Ending June 30, 2024	(3) Requested Expenses FY Ending June 30, 2025	Fund Source
<i>Comp. Rate: \$200,000 - \$275,000 per year</i>			74,353	74,353	General
Mayo Mallette, PLLC/Legal Services					
<i>Comp. Rate: \$2,600 per invoice</i>		2,600			General
Mayo Mallette, PLLC/Legal Services					
<i>Comp. Rate: \$275 per invoice</i>		275			General
Mayo Mallette, PLLC/Legal Services					
<i>Comp. Rate: \$275 per invoice</i>		3,303			General
Mayo Mallette, PLLC/Legal Services					
<i>Comp. Rate: \$275 per invoice</i>		1,841			General
Mayo Mallette, PLLC/Legal Services					
<i>Comp. Rate: \$275 per invoice</i>		825			General
Mayo Mallette, PLLC/Legal Services					
<i>Comp. Rate: \$275 per invoice</i>		800			General
MS Institutions of Higher Learning/Legal Services					
<i>Comp. Rate: \$52,999 per invoice</i>		52,999			General
US Department of Homeland Security/Visa Application					
<i>Comp. Rate: \$460 per applicant</i>		460			General
US Department of Homeland Security/Visa Application					
<i>Comp. Rate: \$2,500 per applicant</i>		2,500			General
<b>Total 55760 Legal Fees</b>		<b>70,813</b>	<b>74,353</b>	<b>74,353</b>	
<b>55770 Laboratory and Testing Fees</b>					
GMI OPCO LLC/Lab Testing					
<i>Comp. Rate: \$500 per month</i>		5,995	6,000	6,000	General
Lab Testing Fees/Laboratory & Testing					
<i>Comp. Rate: \$25,000 - \$30,000 per year</i>			2,323	2,323	General
Mississippi Power Company/Laboratory & Testing					
<i>Comp. Rate: \$35 per test</i>		454	500	500	General
PL Medical Company LLC/Radiological Testing					
<i>Comp. Rate: \$3,546 per job</i>		3,546	3,500	3,500	General
University of Mississippi Medical Center/Sequencing Samples					
<i>Comp. Rate: \$1,150.00 per project</i>		1,150			General
Waypoint Analytical/Environmental Testing					
<i>Comp. Rate: \$591 per test</i>		591			General
<b>Total 55770 Laboratory and Testing Fees</b>		<b>11,736</b>	<b>12,323</b>	<b>12,323</b>	
<b>55775 Animal Care Charges</b>					
Crossroads Animal Hospital/University Police K9 Care					
<i>Comp. Rate: \$75 per visit</i>		75	75	75	General
Crossroads Animal Hospital/University Police K9 Care					
<i>Comp. Rate: \$90 per visit</i>		90	177	177	General
Crossroads Animal Hospital/University Police K9 Care					
<i>Comp. Rate: \$138 per visit</i>		138	138	138	General
Crossroads Animal Hospital/University Police K9 Care					
<i>Comp. Rate: \$237 per visit</i>		237	237	237	General
Crossroads Animal Hospital/University Police K9 Care					

**FEES, PROFESSIONAL AND OTHER SERVICES**

University of Mississippi (267-00)

Name of Agency

TYPE OF FEE AND NAME OF VENDOR	Retired w/ PERS	(1) Actual Expenses FY Ending June 30, 2023	(2) Estimated Expenses FY Ending June 30, 2024	(3) Requested Expenses FY Ending June 30, 2025	Fund Source
Comp. Rate: \$184 per visit		184	184	184	General
Crossroads Animal Hospital/University Police K9 Care					
Comp. Rate: \$299 per visit		299	299	299	General
Crossroads Animal Hospital/University Police K9 Care					
Comp. Rate: \$414 per visit		414	414	414	General
Crossroads Animal Hospital/University Police K9 Care					
Comp. Rate: \$160 per visit		160	160	160	General
Crossroads Animal Hospital/University Police K9 Care					
Comp. Rate: \$135 per visit		135	135	135	General
<b>Total 55775 Animal Care Charges</b>		<b>1,732</b>	<b>1,819</b>	<b>1,819</b>	
55780 Consultant Expense					
Avanti Travel/Air Travel for Speaker					
Comp. Rate: \$344 per trip		344			General
Bradford Cokelet/Philosophy Forum Presenter					
Comp. Rate: \$600 per invoice		600			General
Bryan Mitchell/Drum Major Judge Travel					
Comp. Rate: \$.65 per mile		88			General
Buffkin & Associates/Executive Search Travel					
Comp. Rate: \$780 per invoice		780			General
Buffkin & Associates/Executive Search Travel					
Comp. Rate: \$1,137 per invoice		1,137			General
Buffkin & Associates/Executive Search Travel					
Comp. Rate: \$3,471 per invoice		3,471			General
Buffkin & Associates/Executive Search Travel					
Comp. Rate: \$1,724 per invoice		1,724			General
Buffkin & Associates/Executive Search Travel					
Comp. Rate: \$294 per invoice		294			General
Consultant Expense/Consultant					
Comp. Rate: \$10,000 - \$12,000 per year			15,780	15,780	General
Courtyard Marriott/SAA Event Vendor Lodging					
Comp. Rate: \$194 per room		388			General
Edwin Michael Murphy/Continuing Education Program					
Comp. Rate: \$770 per visit		770			General
Julie Yu Oppenheim/Clinician for Treble Festival					
Comp. Rate: \$282 per invoice		282			General
Leavitt/Consultant					
Comp. Rate: \$2,376 per invoice		2,376			General
Leavitt/Research and Healthcare Consultant					
Comp. Rate: \$1,744 per invoice		1,744			General
Leslie Burl McLemore/Speaker for Honors Class					
Comp. Rate: \$173 per invoice		173			General
Lindsay Caitlin Masland/Faculty Development					
Comp. Rate: \$558 per invoice		558			General
Marci Rosenberg/Guest Speaker Meal Reimbursement					
Comp. Rate: \$14 per meal		14			General

**FEES, PROFESSIONAL AND OTHER SERVICES**

University of Mississippi (267-00)

Name of Agency

TYPE OF FEE AND NAME OF VENDOR	Retired w/ PERS	(1) Actual Expenses FY Ending June 30, 2023	(2) Estimated Expenses FY Ending June 30, 2024	(3) Requested Expenses FY Ending June 30, 2025	Fund Source
Michael Brett Hood/TEDX Speaker Travel <i>Comp. Rate: \$13 per invoice</i>		13			General
Michael Brett Hood/TEDX Speaker Travel <i>Comp. Rate: \$87 per invoice</i>		87			General
Tallahatchie Gourmet/Canadian Brass Performance Meal <i>Comp. Rate: \$125 per invoice</i>		125			General
Thaddeus Moss/Evaluator of Conducting Students <i>Comp. Rate: \$.65 per mile</i>		61			General
<b>Total 55780 Consultant Expense</b>		<b>15,029</b>	<b>15,780</b>	<b>15,780</b>	
<b>55785 Non-Consultant Expense</b>					
Aaron Hedlund/Speaker <i>Comp. Rate: \$659 per event</i>		659			General
Adrian Sescu/MSSGC Travel <i>Comp. Rate: \$122 per meeting</i>		122			General
Allen Dickerson/Visiting Faculty Travel <i>Comp. Rate: \$916 per event</i>		916			General
Amanda Kisselle/Guidance Counselor Travel <i>Comp. Rate: \$24 per event</i>		24			General
Amanda Kisselle/Guidance Counselor Travel <i>Comp. Rate: \$427 per event</i>		427			General
Amanda Kisselle/Guidance Counselor Travel <i>Comp. Rate: \$36 per event</i>		36			General
Amy Biles/MSSGC Travel <i>Comp. Rate: \$158 per meeting</i>		158			General
Amy Reoh/Guidance Counselor Travel <i>Comp. Rate: \$309 per event</i>		309			General
Amy Reoh/Guidance Counselor Travel <i>Comp. Rate: \$88 per event</i>		88			General
Amy Reoh/Guidance Counselor Travel <i>Comp. Rate: \$73 per event</i>		73			General
Andrea Mathis/MSSGC Travel <i>Comp. Rate: \$254 per meeting</i>		254			General
Andrea Vortisch/Seminar Speaker <i>Comp. Rate: \$399 per event</i>		399			General
Andrew Wilson/Seminar Speaker <i>Comp. Rate: \$569 per event</i>		569			General
Angela Carraway/MSSGC Travel <i>Comp. Rate: \$146 per meeting</i>		146			General
Angela Lagrotteria/New Faculty Orientation Travel <i>Comp. Rate: \$237 per trip</i>		237			General
Anindita Das/Seminar Travel <i>Comp. Rate: \$534 per event</i>		534			General
Annmarie Fearing/Presenter Travel <i>Comp. Rate: \$322 per event</i>		322			General
Ashley Danielle Allen/Law School Competition Travel					

**FEES, PROFESSIONAL AND OTHER SERVICES**

University of Mississippi (267-00)

Name of Agency

TYPE OF FEE AND NAME OF VENDOR	Retired w/ PERS	(1) Actual Expenses FY Ending June 30, 2023	(2) Estimated Expenses FY Ending June 30, 2024	(3) Requested Expenses FY Ending June 30, 2025	Fund Source
Comp. Rate: \$533 per event Austin Wallace/Presenter Travel		533			General
Comp. Rate: \$324 per event Bailey Archey/Travel Reimbursement Congressional Staff		324			General
Comp. Rate: \$768 per visit Beverly Trina Cannon/MSSGC Travel		768			General
Comp. Rate: \$282 per meeting Charles William Cook/Tech Hub Travel		282			General
Comp. Rate: \$747 per invoice Charles William Cook/Tech Hub Travel Expense		747			General
Comp. Rate: \$1203 per event Christopher Miller/Travel Reimbursement Congressional Staff		1,203			General
Comp. Rate: \$435 per visit Crystal Tully/Travel Reimbursement Congressional Staff		435			General
Comp. Rate: \$300 per visit Daniel Davis/Travel Reimbursement Congressional Staff		300			General
Comp. Rate: \$598 per visit Daniel Tabor/Seminar Speaker		598			General
Comp. Rate: \$465 per event Daniel Tabor/Seminar Speaker		465			General
Comp. Rate: \$271 per event Daniel Tabor/Seminar Speaker		271			General
Comp. Rate: \$115 per event Davis Whitwell/CASE Student Page Travel		115			General
Comp. Rate: \$25 per event Dawn Boddie/Presenter Travel		25			General
Comp. Rate: \$1002 per event Denise Marshall/Guidance Counselor Travel		1,002			General
Comp. Rate: \$339 per event Destination Travel/Travel for Congressional Staff		339			General
Comp. Rate: \$1772 per invoice Destination Travel/Travel for Congressional Staff		1,772			General
Comp. Rate: \$5999 per invoice Destination Travel/Travel for Congressional Staff		5,999			General
Comp. Rate: \$2367 per invoice Destination Travel/Travel for Congressional Staff		2,367			General
Comp. Rate: \$6069 per invoice Destination Travel/Travel for Congressional Staff		6,069			General
Comp. Rate: \$1328 per invoice Destination Travel/Travel for Congressional Staff		1,328			General
Comp. Rate: \$674 per invoice Destination Travel/Travel for Congressional Staff		674			General
Comp. Rate: \$2760 per invoice Destination Travel/Travel for Congressional Staff		2,760			General
Comp. Rate: \$986 per invoice Devin Matthews/Chemistry Seminar Travel		986			General

**FEES, PROFESSIONAL AND OTHER SERVICES**

University of Mississippi (267-00)

Name of Agency

TYPE OF FEE AND NAME OF VENDOR	Retired w/ PERS	(1) Actual Expenses FY Ending June 30, 2023	(2) Estimated Expenses FY Ending June 30, 2024	(3) Requested Expenses FY Ending June 30, 2025	Fund Source
Comp. Rate: \$209 per event		209			General
Dr. Ivan Erill/Seminar Speaker					
Comp. Rate: \$593 per event		593			General
Dr. Ivan Erill/Seminar Speaker					
Comp. Rate: \$29 per invoice		29			General
Dr. Ivan Erill/Seminar Speaker					
Comp. Rate: \$27 per invoice		27			General
Dr. Nihal Dharmasiri/Biology Seminar Travel					
Comp. Rate: \$344 per event		344			General
Dr. Yishu Wang/Speaker					
Comp. Rate: \$837 per event		837			General
Eduardo Prieto/MSSGC Travel					
Comp. Rate: \$162 per meeting		482			General
Emily Schroeder/Counselor Travel					
Comp. Rate: \$283 per event		283			General
Greer Dolby/Seminar Speaker					
Comp. Rate: \$253 per event		253			General
Hayes Heredia/Travel Reimbursement Congressional Staff					
Comp. Rate: \$30 per visit		30			General
Jade Craig/Speaker					
Comp. Rate: \$696 per event		696			General
Jake Bennett/Speaker					
Comp. Rate: \$1,600 per event		1,600			General
James McGraw/Speaker					
Comp. Rate: \$208 per event		208			General
James Wesley Stringer/Travel Reimbursement Congressional Staff					
Comp. Rate: \$345 per visit		345			General
Jane Ryngaert/Seminar Speaker					
Comp. Rate: \$1104 per event		1,104			General
Jason Choi/Seminar Speaker					
Comp. Rate: \$371 per event		371			General
John Henry Wise/Travel Remibursement					
Comp. Rate: \$424 per event		424			General
John Matthew Beggs/Travel Remibursement					
Comp. Rate: \$862 per event		862			General
Jonathan Armstrong/MSSGC Travel					
Comp. Rate: \$97 per meeting		97			General
Jonathan Townes/MSSGC Travel					
Comp. Rate: \$210 per meeting		210			General
Joon Sue Lee/Travel Reimbursement					
Comp. Rate: \$669 per event		669			General
Josh Bottomly/Guidance Counselor Travel					
Comp. Rate: \$105 per event		105			General
Josh Bottomly/Guidance Counselor Travel					
Comp. Rate: \$392 per event		392			General
Josh Bottomly/Guidance Counselor Travel					

**FEES, PROFESSIONAL AND OTHER SERVICES**

University of Mississippi (267-00)

Name of Agency					
TYPE OF FEE AND NAME OF VENDOR	Retired w/ PERS	(1) Actual Expenses FY Ending June 30, 2023	(2) Estimated Expenses FY Ending June 30, 2024	(3) Requested Expenses FY Ending June 30, 2025	Fund Source
<i>Comp. Rate: \$480 per event</i>		480			General
Kasey Fowler-Finn/Travel Reimbursement					
<i>Comp. Rate: \$321 per event</i>		321			General
Katie Van Ravenhorst/Guidance Counselor Travel					
<i>Comp. Rate: \$309 per event</i>		309			General
Katie Van Ravenhorst/Guidance Counselor Travel					
<i>Comp. Rate: \$260 per event</i>		260			General
Katie Van Ravenhorst/Guidance Counselor Travel					
<i>Comp. Rate: \$50 per event</i>		50			General
Kevin Williams/Seminar Speaker					
<i>Comp. Rate: \$673 per event</i>		673			General
Kristin Lewis/Speaker					
<i>Comp. Rate: \$576 per event</i>		576			General
Lauren Emmi/Travel Reimbursement Congressional Staff					
<i>Comp. Rate: \$184 per visit</i>		184			General
Lindsey Funderburg/Travel Reimbursement Congressional Staff					
<i>Comp. Rate: \$436 per visit</i>		436			General
Mallie Imbler/Travel Reimbursement Congressional Staff					
<i>Comp. Rate: \$371 per visit</i>		371			General
Marsha Ricker/Travel Reimbursement					
<i>Comp. Rate: \$526 per event</i>		526			General
Michael Francis Schatz Jr/Guest Speaker					
<i>Comp. Rate: \$120 per event</i>		120			General
Non-Consultant Expense/Non-Consultant Expense					
<i>Comp. Rate: \$65,000 - \$75,000 per year</i>			70,321	70,321	General
Raymond Williams/MSSGC Travel					
<i>Comp. Rate: \$154 per meeting</i>		154			General
Rolando Shannon/Law School Competition Travel					
<i>Comp. Rate: \$1348 per event</i>		1,348			General
Ronald Mau/Speaker					
<i>Comp. Rate: \$166 per event</i>		166			General
Ronald Mau/Speaker					
<i>Comp. Rate: \$480 per event</i>		480			General
Ross Whitwam/MSSGC Travel					
<i>Comp. Rate: \$222 per meeting</i>		222			General
Ross Whitwam/MSSGC Travel					
<i>Comp. Rate: \$139 per meeting</i>		139			General
Sadia Khalil/Seminar Travel					
<i>Comp. Rate: \$432 per event</i>		432			General
Sadia Khalil/Seminar Travel					
<i>Comp. Rate: \$23 per event</i>		23			General
Samuel Wright/Moot Court Competition Coach					
<i>Comp. Rate: \$1971 per event</i>		1,971			General
Scott Hertel/Travel Expense					
<i>Comp. Rate: \$715 per event</i>		715			General
Semaj Martin-Redd/Travel Reimbursement Congressional Staff					

**FEES, PROFESSIONAL AND OTHER SERVICES**

University of Mississippi (267-00)

Name of Agency					
TYPE OF FEE AND NAME OF VENDOR	Retired w/ PERS	(1) Actual Expenses FY Ending June 30, 2023	(2) Estimated Expenses FY Ending June 30, 2024	(3) Requested Expenses FY Ending June 30, 2025	Fund Source
<i>Comp. Rate: \$378 per visit</i> Shane Waller/Travel Reimbursement Congressional Staff		378			General
<i>Comp. Rate: \$367 per visit</i> Silvia Fernanda Psihas Olmedo/Speaker		367			General
<i>Comp. Rate: \$514 per event</i> Steven Wall/Travel Reimbursement Congressional Staff		514			General
<i>Comp. Rate: \$368 per visit</i> Suzi Altman/Transportation for Award Recipient		368			General
<i>Comp. Rate: \$225 per event</i> Tamika Montgomery-Reeves/Speaker		225			General
<i>Comp. Rate: \$1446 per event</i> Thomas Ondera/MSSGC Travel		1,446			General
<i>Comp. Rate: \$49 per meeting</i> Thomas Ondera/MSSGC Travel		49			General
<i>Comp. Rate: \$215 per meeting</i> Tim Hubbard/Seminar Speaker		215			General
<i>Comp. Rate: \$980 per event</i> Towneplace Suites/Speaker Travel		980			General
<i>Comp. Rate: \$99 per event</i> Wendy Lea/MS Competes Travel		99			General
<i>Comp. Rate: \$797 per event</i> William Hood/Law School Competition Travel		797			General
<i>Comp. Rate: \$1718 per event</i> Woodrow Shew/Guest Speaker		1,718			General
<i>Comp. Rate: \$547 per event</i> Yance Falkner/Law School Competition Travel		547			General
<i>Comp. Rate: \$2073 per event</i> Yance Falkner/Law School Competition Travel		2,073			General
<i>Comp. Rate: \$2435 per event</i>		2,435			General
<b>Total 55785 Non-Consultant Expense</b>		<b>66,972</b>	<b>70,321</b>	<b>70,321</b>	
<b>55790 Other Professional Fees and Services</b>					
Aaron Bailey/Adjudication <i>Comp. Rate: \$100 per day</i>		100			General
Aaron Bailey/Adjudication <i>Comp. Rate: \$100 per day</i>		100			General
Ace Custom/Artistic Services <i>Comp. Rate: \$50 per invoice</i>		50			General
Alan R Temby/Custom Drill Writer <i>Comp. Rate: \$1,000 per invoice</i>		1,000			General
Alan R Temby/Custom Drill Writer <i>Comp. Rate: \$1,000 per invoice</i>		1,000			General
Alejandro Varela/Guest Speaker <i>Comp. Rate: \$500 per invoice</i>		500			General
Amanda Spinoso/Artistic Services <i>Comp. Rate: \$125 per invoice</i>		125			General

**FEES, PROFESSIONAL AND OTHER SERVICES**

University of Mississippi (267-00)

Name of Agency

TYPE OF FEE AND NAME OF VENDOR	Retired w/ PERS	(1) Actual Expenses FY Ending June 30, 2023	(2) Estimated Expenses FY Ending June 30, 2024	(3) Requested Expenses FY Ending June 30, 2025	Fund Source
American Academy of Pediatrics Certification/License <i>Comp. Rate: \$380 per year</i>		380			General
American Academy of Pediatrics Certification/License <i>Comp. Rate: \$717 per year</i>		717			General
American Alliance of Museums/Membership <i>Comp. Rate: \$770 per invoice</i>		770			General
American Fundraising Professionals/Membership <i>Comp. Rate: \$75 per invoice</i>		75			General
American Political Science Association/Membership <i>Comp. Rate: \$936 per year</i>		936			General
Amy Polumbo Nabors/Consultant <i>Comp. Rate: \$100 per invoice</i>		100			General
Amy Webb/Artistic Services <i>Comp. Rate: \$1,365 per invoice</i>		1,365			General
Angelina P Beard/Pageant Judge <i>Comp. Rate: \$100 per invoice</i>		100			General
Anita F Ludlow/Musician <i>Comp. Rate: \$640 per invoice</i>		640			General
Anita F Ludlow/Musician <i>Comp. Rate: \$160 per invoice</i>		160			General
Annette Lee Agency/Consultant <i>Comp. Rate: \$550 per invoice</i>		550			General
Annette Lee Agency/Consultant <i>Comp. Rate: \$1,200 per invoice</i>		1,200			General
Anya Backlund/Guest Speaker <i>Comp. Rate: \$500 per event</i>		500			General
APA Holdings Inc/Student Activity <i>Comp. Rate: \$7,000 per invoice</i>		7,000			General
APA Holdings Inc/Student Activity <i>Comp. Rate: \$500 per invoice</i>		500			General
Association Of Academic M/Membership <i>Comp. Rate: \$300 per invoice</i>		300			General
Asymptote LLC/Musician <i>Comp. Rate: \$4,550 per invoice</i>		4,550			General
Asymptote LLC/Musician <i>Comp. Rate: \$4,250 per invoice</i>		4,250			General
Athletico Management LLC/Student Activity <i>Comp. Rate: \$35 per hour</i>		875			General
Athletico Management LLC/Student Activity <i>Comp. Rate: \$35 per hour</i>		193			General
AVS Consulting LLC/Consultant <i>Comp. Rate: \$800 per invoice</i>		800			General
AVS Consulting LLC/Consultant <i>Comp. Rate: \$400 per invoice</i>		400			General
AVS Consulting LLC/Consultant <i>Comp. Rate: \$800 per invoice</i>		800			General



**FEES, PROFESSIONAL AND OTHER SERVICES**

University of Mississippi (267-00)

Name of Agency

TYPE OF FEE AND NAME OF VENDOR	Retired w/ PERS	(1) Actual Expenses FY Ending June 30, 2023	(2) Estimated Expenses FY Ending June 30, 2024	(3) Requested Expenses FY Ending June 30, 2025	Fund Source
Baker Tilly Us LLP/Consultant <i>Comp. Rate: \$15,000 per invoice</i>		15,000	80,000	80,000	General
Baker Tilly Us LLP/Consultant <i>Comp. Rate: \$20,000 per invoice</i>		20,000			General
Baker Tilly Us LLP/Consultant <i>Comp. Rate: \$5,000 per invoice</i>		5,000			General
Bill Canale/Consultant <i>Comp. Rate: \$6,230 per invoice</i>		6,203			General
BNP Media/Advertising <i>Comp. Rate: \$18 per invoice</i>		18			General
Bounce It Out Party Rentals Inc/Student Activity <i>Comp. Rate: \$2,245 per event</i>		2,245	2,245	2,245	General
Brandon M Lewis/Musician <i>Comp. Rate: \$200 per event</i>		200			General
Bryan P Mitchell/Adjudication <i>Comp. Rate: \$100 per day</i>		100			General
Buffkin & Associates LLC/Executive Search <i>Comp. Rate: \$25,000 per invoice</i>		25,000			General
Buffkin & Associates LLC/Executive Search <i>Comp. Rate: \$25,000 per invoice</i>		25,000			General
Buffkin & Associates LLC/Executive Search <i>Comp. Rate: \$25,000 per invoice</i>		25,000			General
Buffkin & Associates LLC/Executive Search <i>Comp. Rate: \$25,000 per invoice</i>		25,000	25,000	25,000	General
Buffkin & Associates LLC/Executive Search <i>Comp. Rate: \$25,000 per invoice</i>		25,000	25,000	25,000	General
Buffkin & Associates LLC/Executive Search <i>Comp. Rate: \$25,000 per invoice</i>		25,000	25,000	25,000	General
Canbrass LLC/Musician <i>Comp. Rate: \$20,000 per invoice</i>		20,000			General
Caroline Kinsey/Musician <i>Comp. Rate: \$250 per event</i>		250			General
CE Alteration/Embroidery Service <i>Comp. Rate: \$11,900 per invoice</i>		11,900	12,000	12,000	General
Cellas Hayes/Guest Speaker <i>Comp. Rate: \$150 per hour</i>		150			General
Ceresa Lynee Caudill/Musician <i>Comp. Rate: \$250 per event</i>		250	250	250	General
Charlie Parr/Guest Speaker <i>Comp. Rate: \$500 per invoice</i>		500			General
Chauncey Hay/Artistic Services <i>Comp. Rate: \$125 per invoice</i>		125			General
Christopher Reed Wilson/Consultant <i>Comp. Rate: \$2500 per invoice</i>		2,500			General
Ciara Walker Williams/Freelance Writing <i>Comp. Rate: \$150 per invoice</i>		150			General

**FEES, PROFESSIONAL AND OTHER SERVICES**

University of Mississippi (267-00)

Name of Agency

TYPE OF FEE AND NAME OF VENDOR	Retired w/ PERS	(1) Actual Expenses FY Ending June 30, 2023	(2) Estimated Expenses FY Ending June 30, 2024	(3) Requested Expenses FY Ending June 30, 2025	Fund Source
Cody Roberts/Adjudication <i>Comp. Rate: \$100 per day</i>		100			General
Coleman Merrick McCool/Video Creation <i>Comp. Rate: \$2,500 per invoice</i>		2,500			General
Coleman Merrick McCool/Video Creation <i>Comp. Rate: \$2,000 per invoice</i>		2,000			General
Connie Joyce Browder/Student Activity <i>Comp. Rate: \$1,500 per event</i>		1,500			General
Courtney Sobers Swindell/Guest Speaker <i>Comp. Rate: \$1,000 per invoice</i>		1,000			General
Crosschq Inc/Online Employment Reference Check <i>Comp. Rate: \$24,999 per year</i>		24,999	24,999	24,999	General
Cynthia B Peterson/Guest Speaker <i>Comp. Rate: \$1,000 per invoice</i>		1,000			General
D# 19014427 - Applied Marketing Science, Inc/Consultant <i>Comp. Rate: \$10,000 credit</i>		(10,000)			General
Dana Marie Engelbert/Freelance Writing <i>Comp. Rate: \$150 per article</i>		300	300	450	General
Dana Marie Engelbert/Freelance Writing <i>Comp. Rate: \$150 per article</i>		150	750	750	General
Dana Marie Engelbert/Freelance Writing <i>Comp. Rate: \$150 per article</i>		150			General
Dana Marie Engelbert/Freelance Writing <i>Comp. Rate: \$150 per article</i>		150			General
Dana Marie Engelbert/Freelance Writing <i>Comp. Rate: \$150 per article</i>		150			General
David H East/Adjudication <i>Comp. Rate: \$100 per day</i>		100			General
David Hopple/Adjudication <i>Comp. Rate: \$100 per day</i>		100			General
David Shirley/Legal Interviewer <i>Comp. Rate: \$180 per invoice</i>		180			General
David Shirley/Legal Interviewer <i>Comp. Rate: \$165 per invoice</i>		165			General
Dennis R Cooper Dba: Memphis Airport Shuttle <i>Comp. Rate: \$180 per invoice</i>		180			General
Desiree Kapler/Artistic Services <i>Comp. Rate: \$250 per invoice</i>		250			General
Digitization Fee/Digitization <i>Comp. Rate: \$1 per invoice</i>		1			General
Douglas M Thompson/Student Activity <i>Comp. Rate: \$4,000 per event</i>		4,000			General
Edwin Coleman/Pageant Judge <i>Comp. Rate: \$100 per event</i>		100			General
Edwin Michael Murphy/Lecturer <i>Comp. Rate: \$500 per lecture</i>		500			General

**FEES, PROFESSIONAL AND OTHER SERVICES**

University of Mississippi (267-00)

Name of Agency

TYPE OF FEE AND NAME OF VENDOR	Retired w/ PERS	(1) Actual Expenses FY Ending June 30, 2023	(2) Estimated Expenses FY Ending June 30, 2024	(3) Requested Expenses FY Ending June 30, 2025	Fund Source
Elakshi Kumar/Honorarium <i>Comp. Rate: \$100 per hour</i>		100			General
Eli Cranor/Guest Speaker <i>Comp. Rate: \$500 per invoice</i>		500			General
Elizabeth Grace Schlosser/Lecturer <i>Comp. Rate: \$500 per lecture</i>		500			General
Emily Coats/Adjudication <i>Comp. Rate: \$75 per day</i>		75			General
Emma Elizabeth Johnson/Newsletter <i>Comp. Rate: \$150 per project</i>		150			General
ERG Environmental, Inc./Consultant <i>Comp. Rate: \$1,474 per invoice</i>		1,474			General
ERG Environmental/Consultant <i>Comp. Rate: \$750 per invoice</i>		750			General
Faith Y Young/Glass Recycling Drop Off Event <i>Comp. Rate: \$2,497 per event</i>		2,497			General
Form 990-T/Tax Preparation <i>Comp. Rate: \$105 per invoice</i>		105			General
Gary Gold/Conduct Sectionals <i>Comp. Rate: \$50 per day</i>		900			General
Gladne Harris/Consultant <i>Comp. Rate: \$300 per training</i>		300			General
Gregory Edmund Gray/Recording Services <i>Comp. Rate: \$1,000 per event</i>		1,000			General
Gregory F Luscombe/Consultant <i>Comp. Rate: \$1,663 per event</i>		1,663			General
Greta Martin/Consultant <i>Comp. Rate: \$2,000 per invoice</i>		2,000	2,000	2,000	General
Greta Martin/Consultant <i>Comp. Rate: \$2,000 per invoice</i>		2,000	2,000	2,000	General
Guardian Alliance Technologies/Background Services <i>Comp. Rate: \$180 per invoice</i>		180			General
Guardian Alliance Technologies/Background Services <i>Comp. Rate: \$50 per invoice</i>		50			General
Guardian Alliance Technologies/Background Services <i>Comp. Rate: \$440 per invoice</i>		440			General
Hiram Wadlington Dba Elite Security/Security <i>Comp. Rate: \$1,887 per invoice</i>		1,887			General
IHL: UM Share - IHL - Cbiz Appraisal/IHL Shared Fee <i>Comp. Rate: \$3,519 per invoice</i>		3,519			General
IMG Artists LLC/Student Activity <i>Comp. Rate: \$5,000 per invoice</i>		5,000			General
IMG Artists LLC/Student Activity <i>Comp. Rate: \$5,000 per invoice</i>		5,000			General
International Council of Museums/Membership <i>Comp. Rate: \$60 per invoice</i>		60			General

**FEES, PROFESSIONAL AND OTHER SERVICES**

University of Mississippi (267-00)

Name of Agency

TYPE OF FEE AND NAME OF VENDOR	Retired w/ PERS	(1) Actual Expenses FY Ending June 30, 2023	(2) Estimated Expenses FY Ending June 30, 2024	(3) Requested Expenses FY Ending June 30, 2025	Fund Source
Jackson South/Custom Music <i>Comp. Rate: \$100 per invoice</i>		100			General
Jackson South/Custom Music <i>Comp. Rate: \$250 per invoice</i>		250			General
James McGraw/Speaker <i>Comp. Rate: \$200 per invoice</i>		200			General
Jasper Lee/Artistic Services <i>Comp. Rate: \$250 per invoice</i>		250			General
Jeff West/Adjudication <i>Comp. Rate: \$75 per day</i>		75			General
Jeff West/Adjudication <i>Comp. Rate: \$100 per day</i>		100			General
Jeff Young/Adjudication <i>Comp. Rate: \$75 per day</i>		75			General
Jeffrey Callaway/Adjudication <i>Comp. Rate: \$100 per day</i>		100			General
Jeffrey Callaway/Soloist <i>Comp. Rate: \$100 per day</i>		100			General
Jeffrey L Chambers/Custom Music <i>Comp. Rate: \$459 per invoice</i>		459			General
Jeffrey S Reed/Sound Engineer <i>Comp. Rate: \$553 per invoice</i>		553			General
Jeffrey S Reed/Sound Engineer <i>Comp. Rate: \$650 per invoice</i>		650			General
Jennifer H Rushton/Musician <i>Comp. Rate: \$250 per event</i>		250			General
Jessica Smith/Consultant <i>Comp. Rate: \$1200 per semester</i>		1,200			General
Joe Worthem/Photography <i>Comp. Rate: \$225 per invoice</i>		225			General
John E MacArthur/Custom Drill Writer <i>Comp. Rate: \$1,000 per invoice</i>		1,000			General
John M MacArthur/Custom Drill Writer <i>Comp. Rate: \$1,000 per invoice</i>		1,000			General
John Mixon/Adjudication <i>Comp. Rate: \$75 per day</i>		75			General
John Sherman/Student Activity <i>Comp. Rate: \$1,500 per event</i>		1,500	1,500	1,500	General
John Sherman/Student Activity <i>Comp. Rate: \$1,500 per event</i>		1,500	1,500	1,500	General
Julie Carolyn Seawright/Interpretation Services <i>Comp. Rate: \$60 per hour</i>		1,320			General
Julie Carolyn Seawright/Interpretation Services <i>Comp. Rate: \$60 per hour</i>		300			General
Julie Yu Oppenheim/Consultant <i>Comp. Rate: \$800 per invoice</i>		800			General

**FEES, PROFESSIONAL AND OTHER SERVICES**

University of Mississippi (267-00)

Name of Agency

TYPE OF FEE AND NAME OF VENDOR	Retired w/ PERS	(1) Actual Expenses FY Ending June 30, 2023	(2) Estimated Expenses FY Ending June 30, 2024	(3) Requested Expenses FY Ending June 30, 2025	Fund Source
Kathryn Hicks/Guest Speaker <i>Comp. Rate: \$250 per invoice</i>		250			General
Kelly Duncan/Adjudication <i>Comp. Rate: \$100 per day</i>		100			General
Kenneth G Ray/Lecturer <i>Comp. Rate: \$200 per lecture</i>		200	200	300	General
Kenneth G Ray/Lecturer <i>Comp. Rate: \$200 per lecture</i>		200	200	300	General
Kenneth Glenn Bodiford/Guest Speaker <i>Comp. Rate: \$100 per day</i>		100			General
Kristine Simpson/Legal Analysis <i>Comp. Rate: \$50 per hour</i>		46,050	50,000	51,000	General
Larry Lynn Gooch/Adjudication <i>Comp. Rate: \$50 per day</i>		1,000			General
Lauren Celano/Consultant <i>Comp. Rate: \$500 per seminar</i>		1,000			General
Lauren Celano/Consultant <i>Comp. Rate: \$500 per session</i>		1,000			General
Lauren Celano/Consultant <i>Comp. Rate: \$150 per hour</i>		900			General
Lauren Duncan/Adjudication <i>Comp. Rate: \$100 per day</i>		100			General
Lauren Duncan/Adjudication <i>Comp. Rate: \$100 per day</i>		200			General
Layon Gray Enterprises LLC/Theatrical Performance <i>Comp. Rate: \$2,500 per invoice</i>		2,500			General
Leavitt Partners/Consultant <i>Comp. Rate: \$52,000 per invoice</i>		52,000			General
Leavitt/Consultant <i>Comp. Rate: \$15,000 per invoice</i>		15,000			General
Leavitt/Consultant <i>Comp. Rate: \$18,511 per invoice</i>		18,511			General
Leslie Burl Mclemore/Guest Speaker <i>Comp. Rate: \$200 per invoice</i>		200			General
Lindsay Caitlin Masland/Guest Speaker <i>Comp. Rate: \$2,000 per invoice</i>		2,000			General
Mark Hodge/Consultant <i>Comp. Rate: \$1,250 per invoice</i>		1,250			General
Markeeva Morgan/Guest Speaker <i>Comp. Rate: \$2,699 per invoice</i>		2,699			General
Matthew Butts/Musician <i>Comp. Rate: \$200 per invoice</i>		200			General
Matthew John Nielson/Consultant <i>Comp. Rate: \$5,317 per invoice</i>		5,317			General
Matthew John Nielson/Consulting <i>Comp. Rate: \$248 per invoice</i>		248	248	248	General

**FEES, PROFESSIONAL AND OTHER SERVICES**

University of Mississippi (267-00)

Name of Agency

TYPE OF FEE AND NAME OF VENDOR	Retired w/ PERS	(1) Actual Expenses FY Ending June 30, 2023	(2) Estimated Expenses FY Ending June 30, 2024	(3) Requested Expenses FY Ending June 30, 2025	Fund Source
Matthew John Nielson/Consulting <i>Comp. Rate: \$158 per invoice</i>		158	158	158	General
Matthew John Nielson/Consulting <i>Comp. Rate: \$225 per invoice</i>		225	225	225	General
Matthew John Nielson/Consulting <i>Comp. Rate: \$904 per invoice</i>		904	904	904	General
Megan Schramm-Possinger/Enrollment Management Consultant <i>Comp. Rate: \$100 per hour</i>		3,500			General
Megan Schramm-Possinger/Enrollment Management Consultant <i>Comp. Rate: \$100 per hour</i>		625			General
Megan Schramm-Possinger/Enrollment Management Consultant <i>Comp. Rate: \$100 per hour</i>		1,300			General
Megan Schramm-Possinger/Enrollment Management Consultant <i>Comp. Rate: \$100 per hour</i>		225			General
Megan Schramm-Possinger/Enrollment Management Consultant <i>Comp. Rate: \$100 per hour</i>		2,200			General
Megan Schramm-Possinger/Enrollment Management Consultant <i>Comp. Rate: \$100 per hour</i>		1,925			General
Megan Schramm-Possinger/Enrollment Management Consultant <i>Comp. Rate: \$100 per hour</i>		3,335			General
Megan Schramm-Possinger/Enrollment Management Consultant <i>Comp. Rate: \$100 per hour</i>		2,800			General
Megan Schramm-Possinger/Enrollment Management Consultant <i>Comp. Rate: \$100 per hour</i>		2,000			General
Megan Schramm-Possinger/Enrollment Management Consultant <i>Comp. Rate: \$100 per hour</i>		2,050			General
Megan Schramm-Possinger/Enrollment Management Consultant <i>Comp. Rate: \$100 per hour</i>		2,600			General
Megan Schramm-Possinger/Enrollment Management Consultant <i>Comp. Rate: \$100 per hour</i>		2,050			General
Megan Schramm-Possinger/Enrollment Management Consultant <i>Comp. Rate: \$100 per hour</i>		2,600			General
Micah J Chandler/Consultant <i>Comp. Rate: \$85 per invoice</i>		85			General
Michael Bradley Shuck/Guest Speaker <i>Comp. Rate: \$4,000 per engagement</i>		12,000			General
Michael K Swann/Adjudication <i>Comp. Rate: \$100 per day</i>		100			General
Michael K Swann/Adjudication <i>Comp. Rate: \$100 per day</i>		100			General
Michael Wang/Guest Speaker <i>Comp. Rate: \$500 per invoice</i>		500			General
Miss Mississippi Corporation/Student Sponsor <i>Comp. Rate: \$375 per student</i>		375	375	375	General
MNM Logos Inc/Digitization <i>Comp. Rate: \$128 per invoice</i>		128			General

**FEES, PROFESSIONAL AND OTHER SERVICES**

University of Mississippi (267-00)

Name of Agency					
TYPE OF FEE AND NAME OF VENDOR	Retired w/ PERS	(1) Actual Expenses FY Ending June 30, 2023	(2) Estimated Expenses FY Ending June 30, 2024	(3) Requested Expenses FY Ending June 30, 2025	Fund Source
Montierre Jackson/Musician <i>Comp. Rate: \$1,000 per invoice</i>		1,000			General
Morgan L Norman/Pageant Judge <i>Comp. Rate: \$100 per invoice</i>		100			General
Ms Department Of Environmental Quality/Training <i>Comp. Rate: \$345 per person</i>		345	2,500	2,500	General
MS Department of Health/License <i>Comp. Rate: \$2,331 per year</i>		2,331			General
MS State Board of Medical Licensure/License <i>Comp. Rate: \$309 per year</i>		309			General
MS State Board of Nursing/License <i>Comp. Rate: \$206 per year</i>		206			General
MS State Board of Nursing/License <i>Comp. Rate: \$104 per year</i>		104			General
Natalie Valentine Payne/Legal Interviewer <i>Comp. Rate: \$263 per invoice</i>		263			General
Natalie Valentine Payne/Legal Interviewer <i>Comp. Rate: \$180 per invoice</i>		180			General
Natl Trust For Hist Pres/Membership <i>Comp. Rate: \$250 per invoice</i>		250			General
Nso/Healthcare Malpins/Liability Insurance <i>Comp. Rate: \$76 per year</i>		76			General
Officiency Inc/Consultant <i>Comp. Rate: \$200 per hour</i>		800			General
Omar Thomas Music/Custom Music <i>Comp. Rate: \$750 per invoice</i>		750			General
Other Professional Fees/ <i>Comp. Rate:</i>			755,078	795,746	General
Oxford Photobomb LLC/Student Activity <i>Comp. Rate: \$1,000 per event</i>		1,000	1,000	1,000	General
Oxford Photobomb LLC/Student Activity <i>Comp. Rate: \$1,000 per event</i>		1,000	1,000	1,000	General
Patrick Wood/Security <i>Comp. Rate: \$124 per invoice</i>		124			General
Patrick Wood/Security <i>Comp. Rate: \$90 per invoice</i>		90			General
Patrick Wood/Security <i>Comp. Rate: \$90 per invoice</i>		90			General
Patrick Wood/Security <i>Comp. Rate: \$5940 per invoice</i>		5,940			General
Patrick Wood/Security <i>Comp. Rate: \$27 per invoice</i>		27			General
Patrick Woodyard/Guest Speaker <i>Comp. Rate: \$2,500 per invoice</i>		2,500			General
Paul Galluzzi/Air Quality Testing <i>Comp. Rate: \$2,117 per Invoice</i>		2,117			General

**FEES, PROFESSIONAL AND OTHER SERVICES**

University of Mississippi (267-00)

Name of Agency					
TYPE OF FEE AND NAME OF VENDOR	Retired w/ PERS	(1) Actual Expenses FY Ending June 30, 2023	(2) Estimated Expenses FY Ending June 30, 2024	(3) Requested Expenses FY Ending June 30, 2025	Fund Source
Plan B LLC/Student Activity <i>Comp. Rate: \$3,850 per event</i>		3,850	3,850	3,850	General
Plan B LLC/Student Activity <i>Comp. Rate: \$2,300 per event</i>		2,300	2,300	2,300	General
Plan B LLC/Student Activity <i>Comp. Rate: \$2,850 per event</i>		2,850	2,850	2,850	General
Plan B LLC/Student Activity <i>Comp. Rate: \$3,400 per event</i>		3,400	3,400	3,400	General
Plan B LLC/Student Activity <i>Comp. Rate: \$2,150 per event</i>		2,150	2,150	2,150	General
Rainbow Cleaners/Cleaning Services <i>Comp. Rate: \$16 per invoice</i>		16			General
Randal P McDonough/Lecturer <i>Comp. Rate: \$500 per lecture</i>		750			General
Randall Andrew Chappell/Interpretation Services <i>Comp. Rate: \$1,260 per invoice</i>		1,260			General
Rebel Ride LLC/Transportation Service <i>Comp. Rate: \$350 per invoice</i>		350	350	350	General
Rise Vision/Transaction Fee <i>Comp. Rate: \$4 per invoice</i>		4			General
Robert Noble/Campus Farmers Market <i>Comp. Rate: \$500 per event</i>		500			General
Robin Klinger/Theatrical Performance <i>Comp. Rate: \$5,150 per invoice</i>		5,150			General
Sadia Khalil/Consultant <i>Comp. Rate: \$100 per day</i>		100			General
Safeguard International/International Payroll <i>Comp. Rate: \$16,377 per invoice</i>		16,377	40,150		General
Safeguard International/International Payroll <i>Comp. Rate: \$8,097 per invoice</i>		8,097			General
Safeguard International/International Payroll <i>Comp. Rate: \$9,523 per invoice</i>		9,523			General
Safeguard International/International Payroll <i>Comp. Rate: \$16,381 per invoice</i>		16,381			General
Safeguard International/International Payroll <i>Comp. Rate: \$7,808 per invoice</i>		7,808			General
Safeguard International/International Payroll <i>Comp. Rate: \$9,523 per invoice</i>		9,523			General
Safeguard International/International Payroll <i>Comp. Rate: \$16,954 per invoice</i>		16,954			General
Safeguard International/International Payroll <i>Comp. Rate: \$8,193 per invoice</i>		8,193			General
Safeguard International/International Payroll <i>Comp. Rate: \$9,523 per invoice</i>		9,523			General
Safeguard International/International Payroll <i>Comp. Rate: \$8,049 per invoice</i>		8,049			General



**FEES, PROFESSIONAL AND OTHER SERVICES**

University of Mississippi (267-00)

Name of Agency

TYPE OF FEE AND NAME OF VENDOR	Retired w/ PERS	(1) Actual Expenses FY Ending June 30, 2023	(2) Estimated Expenses FY Ending June 30, 2024	(3) Requested Expenses FY Ending June 30, 2025	Fund Source
Safeguard International/International Payroll <i>Comp. Rate: \$16,674 per invoice</i>		16,674			General
Safeguard International/International Payroll <i>Comp. Rate: \$4,310 per invoice</i>		4,310			General
Safeguard International/International Payroll <i>Comp. Rate: \$13,505 per invoice</i>		13,505			General
Safeguard International/International Payroll <i>Comp. Rate: \$16,718 per invoice</i>		16,718			General
Safeguard International/International Payroll <i>Comp. Rate: \$1,015 per invoice</i>		1,015			General
Safeguard International/International Payroll <i>Comp. Rate: \$3,285 per invoice</i>		3,285			General
Sarah Elizabeth Barch/Guest Speaker <i>Comp. Rate: \$1,500 per invoice</i>		1,500			General
SESAC/License <i>Comp. Rate: \$3,621 per invoice</i>		3,621			General
Shirley W Gray/Consultant <i>Comp. Rate: \$400 per invoice</i>		400			General
Shuttle Services Llc/Transportation Service <i>Comp. Rate: \$90 per invoice</i>		90			General
Shuttle Services LLC/Transportation Service <i>Comp. Rate: \$115 per invoice</i>		115			General
Sightlines LLC/Consulting <i>Comp. Rate: \$75,000 - \$80,000 per invoice</i>		77,320	80,000	80,000	General
Silent Events Inc/Student Activity <i>Comp. Rate: \$4,950 per event</i>		4,950	4,950	4,950	General
Silent Events Inc/Student Activity <i>Comp. Rate: \$4,950 per event</i>		4,950	4,950	4,950	General
Soper Piano & Organ Company Inc/Piano Tuning <i>Comp. Rate: \$100 per tuning</i>		100			General
Soper Piano & Organ Company Inc/Piano Tuning <i>Comp. Rate: \$100 per tuning</i>		300			General
Soper Piano & Organ Company Inc/Piano Tuning <i>Comp. Rate: \$100 per tuning</i>		700			General
Soper Piano & Organ Company, Inc/Piano Tuning <i>Comp. Rate: \$100 per tuning</i>		100			General
Stacey W Golmon/Consultant <i>Comp. Rate: \$500 per invoice</i>		500			General
Stacey W Golmon/Consultant <i>Comp. Rate: \$2,000 per invoice</i>		2,000			General
Stefan Jon Esterley/Interpretation Services <i>Comp. Rate: \$660 per invoice</i>		660			General
Step Afrika! USA Inc/Dance Performance <i>Comp. Rate: \$20,000 per invoice</i>		20,000			General
Stephen J Beck & Associates Inc/Consultant <i>Comp. Rate: \$1,770 per invoice</i>		1,770			General

**FEES, PROFESSIONAL AND OTHER SERVICES**

University of Mississippi (267-00)

Name of Agency

TYPE OF FEE AND NAME OF VENDOR	Retired w/ PERS	(1) Actual Expenses FY Ending June 30, 2023	(2) Estimated Expenses FY Ending June 30, 2024	(3) Requested Expenses FY Ending June 30, 2025	Fund Source
Stephen J Beck & Associates Inc/Consultant <i>Comp. Rate: \$1,770 per invoice</i>		1,770			General
Stephen J Beck & Associates Inc/Consultant <i>Comp. Rate: \$1,770 per invoice</i>		590			General
Studio Whimzy/Student Activity <i>Comp. Rate: \$350 per event</i>		350			General
Susan D Blum/Guest Speaker <i>Comp. Rate: \$1,000 per invoice</i>		1,000			General
Swank Motion Pictures/Student Activity <i>Comp. Rate: \$805 per event</i>		805	805	805	General
Tenola Plaxico/Photography <i>Comp. Rate: \$1,300 per invoice</i>		1,300			General
Tenola Plaxico/Photography <i>Comp. Rate: \$100 per hour</i>		300			General
Tenola Plaxico/Photography <i>Comp. Rate: \$188 per hour</i>		750			General
Terracon Consultants Inc/Consultant <i>Comp. Rate: \$1,675 per invoice</i>		1,675			General
Terracon Consultants Inc/Consultant <i>Comp. Rate: \$3,775 per invoice</i>		3,775			General
Terracon Consultants Inc/Consultant <i>Comp. Rate: \$2,500 per invoice</i>		2,500			General
Thaddeus Moss/Adjudication <i>Comp. Rate: \$100 per day</i>		100			General
Thaddeus Moss/Adjudication <i>Comp. Rate: \$100 per day</i>		100			General
Timothy Andrew Garrett/Adjudication <i>Comp. Rate: \$100 per day</i>		100			General
Tjohne Productions Inc/Student Activity <i>Comp. Rate: \$2,750 per event</i>		2,750	2,750	2,750	General
Tjohne Productions Inc/Student Activity <i>Comp. Rate: \$2,750 per event</i>		2,750	2,750	2,750	General
Tollison Law Firm/Consultant <i>Comp. Rate: \$2,000 per invoice</i>		2,000	2,000	2,000	General
Tollison Law Firm/Consultant <i>Comp. Rate: \$2,000 per invoice</i>		2,000	2,000	2,000	General
Tollison Law Firm/Consultant <i>Comp. Rate: \$2,000 per invoice</i>		2,000	2,000	2,000	General
Tollison Law Firm/Consultant <i>Comp. Rate: \$2,000 per invoice</i>		2,000	2,000	2,000	General
Tr To 250463004A D# 19010750 Fy22/Consultant <i>Comp. Rate: \$1,367 credit</i>		(1,367)			General
TRUED Consulting/Consultant <i>Comp. Rate: \$41,980 per invoice</i>		41,980			General
Tupelo Photographic Inc/Photography <i>Comp. Rate: \$575 per event</i>		575			General

**FEES, PROFESSIONAL AND OTHER SERVICES**

University of Mississippi (267-00)

Name of Agency

TYPE OF FEE AND NAME OF VENDOR	Retired w/ PERS	(1) Actual Expenses FY Ending June 30, 2023	(2) Estimated Expenses FY Ending June 30, 2024	(3) Requested Expenses FY Ending June 30, 2025	Fund Source
Tupelo Photographic Inc/Photography <i>Comp. Rate: \$725 per event</i>		725	725	725	General
Tyler Jawaun Hill/Musician <i>Comp. Rate: \$400 per event</i>		400			General
Tyler Jawaun Hill/Musician <i>Comp. Rate: \$400 per event</i>		400			General
University Of Louisville/Consultant <i>Comp. Rate: \$83,927 per invoice</i>		83,927			General
University Of Louisville/Consultant <i>Comp. Rate: \$83,927 per invoice</i>		83,927			General
Valeria L Jones/Photography <i>Comp. Rate: \$845 per invoice</i>		845			General
Ware Immigration/Consulting Fee <i>Comp. Rate: \$543 per invoice</i>		543			General
William Hagbart Nelson Iv/Musician <i>Comp. Rate: \$200 per invoice</i>		200			General
William Ledyard Williamson/Consultant <i>Comp. Rate: \$154 per invoice</i>		154			General
William Ledyard Williamson/Consultant <i>Comp. Rate: \$1,846 per invoice</i>		1,846	2,000		General
William P Dabney/Photography <i>Comp. Rate: \$175 per hour</i>		263	263	395	General
William P Dabney/Photography <i>Comp. Rate: \$175 per hour</i>		175			General
William P Dabney/Photography <i>Comp. Rate: \$175 per hour</i>		175			General
William P Dabney/Photography <i>Comp. Rate: \$175 per hour</i>		875			General
William P Dabney/Photography <i>Comp. Rate: \$175 per hour</i>		175			General
William P Dabney/Photography <i>Comp. Rate: \$175 per hour</i>		525			General
Worklogix/Consultant <i>Comp. Rate: \$19,200 per invoice</i>		19,200			General
Wynde Jones/Pageant Judge <i>Comp. Rate: \$100 per invoice</i>		100			General
Yazmin Goulet/Graphic Design <i>Comp. Rate: \$40 per hour</i>		1,040			General
<b>Total 55790 Other Professional Fees and Services</b>		<b>1,121,835</b>	<b>1,176,675</b>	<b>1,176,675</b>	
<b>GRAND TOTAL</b>		<b>1,819,244</b>	<b>6,136,406</b>	<b>3,895,489</b>	

**VEHICLE PURCHASE DETAILS**

University of Mississippi (267-00)

Name of Agency

<b>Year</b>	<b>Model</b>	<b>Person(s) Assigned To</b>	<b>Vehicle Purpose/Use</b>	<b>Replacement Or New?</b>	<b>FY2025 Req. Cost</b>
-------------	--------------	------------------------------	----------------------------	--------------------------------	-----------------------------

TOTAL VEHICLE REQUEST

**VEHICLE INVENTORY  
AS OF JUNE 30, 2023**

University of Mississippi (267-00)

Name of Agency

Vehicle Type	Vehicle Description	Model Year	Model	Person(s) Assigned To	Purpose/Use	Tag Number	Mileage on 6-30-2023	Average Miles per Year	Replacement Proposed	
									FY2024	FY2025
W	Pick-Up	1990	Dakota	Landscape Services	Facilities Management	G-01770	128,157	0		
W	Miscellaneous Truck	1991	F600	F M - Electric Shop	Other	S-16487	66,309	0		
W	Pick-Up	1995	Ranger	Campus Recreation	Facilities Management	S-15973	40,061	0		
W	Other	1995	WRA	F M - PowerLine Shop	Facilities Management	G-05439	129,001	0		
W	Pick-Up	1996	F-150	Golf Course	Facilities Management	S-16294	148,229	0		
P	Mini Van	1997	Caravan	Band	Cargo	G-34775	213,774	306		
P	Pick-Up	1997	Ranger	Airport	Passenger	G-03604	50,673	0		
W	Mini Van	1998	Windstar	Printing Services	Cargo	G-06773	98,410	3,857		
W	Mini Van	1998	Windstar	F M - HVAC Shop	Facilities Management	G-05441	120,806	0		
W	Miscellaneous Truck	1998	NPR	F M - Custodial Service	Cargo	G-27978	133,924	732		
W	Pick-Up	1998	GM 2500	Landscape Services	Facilities Management	G-06834	110,203	1,082		
W	Miscellaneous Truck	1999	C7500	F M - PowerLine Shop	Other	G-35605	44,813	166		
W	Pick-Up	2000	CK2500	M M R I	Other	G-47215	203,646	1,687		
W	Miscellaneous Truck	2000	IN 4700	F M - Trucking	Cargo	G-10818	42,940	146		
W	Miscellaneous Truck	2000	IN 4700	F M - Trucking	Cargo	G-10819	34,472	1,404		
W	Pick-Up	2000	F450SD	Contractual Services	Facilities Management	G-77424	253,279	95		
P	Mini Van	2001	LMT	Band	Passenger	G-64439	151,586	0		
W	Pick-Up	2001	Ranger	Theatre Arts	Cargo	G-17010	66,583	0		
W	Pick-Up	2001	Ram 1500	F M - Trucking	Other	G-13861	132,861	2,980		
W	Mini Van	2001	Windstar	Property Control	Other	G-17442	80,024	0		
W	Pick-Up	2001	Ram 1500	F M - Furniture & Sign Shop	Cargo	S-13862	72,009	2,142		
W	Pick-Up	2001	Ram 1500	F M - Boiler Shop	Facilities Management	G-13866	105,659	951		
W	Pick-Up	2001	Ram 1500	F M - Carpenter Shop	Facilities Management	G-13860	85,352	1,866		
W	Cargo Van	2001	B1500	F M - Electric Shop	Facilities Management	G-13863	79,283	3,889		
W	Pick-Up	2001	Dodge 1500	F M - HVAC Shop	Facilities Management	G-13858	100,981	1,928		
W	Pick-Up	2001	Ram 1500	F M - Paint Shop	Facilities Management	G-13865	73,177	3,259		
W	Cargo Van	2001	B1500	F M - Technical Services	Facilities Management	G-13857	34,688	76		

Vehicle Type: (P)assenger/(W)ork

**VEHICLE INVENTORY  
AS OF JUNE 30, 2023**

University of Mississippi (267-00)

Name of Agency

Vehicle Type	Vehicle Description	Model Year	Model	Person(s) Assigned To	Purpose/Use	Tag Number	Mileage on 6-30-2023	Average Miles per Year	Replacement Proposed	
									FY2024	FY2025
W	Pick-Up	2001	Ram 1500	F M - Wastewater Treatment	Facilities Management	G-13864	87,366	3,494		
W	Mini Van	2001	Windstar	Receiving	Other	G-17443	99,888	4,636		
P	Sedan	2002	Taurus	Law School	Passenger	G-25964	86,640	28		
W	Mini Van	2002	Caravan	F M - Custodial Service	Academic Recruitment	G-21802	175,387	0		
W	Miscellaneous Truck	2002	IN 470	Receiving	Cargo	G-18524	2,907	579		
W	Pick-Up	2002	Ranger	Continuing Studies - Tupelo	Facilities Management	G-22036	39,389	136		
P	15-Passenger Van	2003	EX3	F M - Custodial Service	Other	G-24250	183,399	98		
P	15-Passenger Van	2003	EX3	Parking & Transportation	Other	G-24249	169,244	3,629		
W	Pick-Up	2003	F250	Landscape Services	Facilities Management	G-25415	76,149	1,847		
P	Mini Van	2004	Caravan	Facilities Planning	Passenger	G-28220	85,373	339		
W	Pick-Up	2004	C1500	F M - HVAC Shop	Cargo	G-28219	57,156	6,463		
W	Pick-Up	2004	F250	Landscape Services	Facilities Management	G-29880	70,085	1,808		
W	Mini Van	2005	Caravan	Distance Learning	Other	G-28711	171,228	2,332		
W	Miscellaneous Truck	2005	Ford 450	F M - Plumbing	Other	G-32729	21,171	544		
W	SUV	2005	Cherokee	Property Control	Cargo	G-32451	78,765	4,919		
W	Other	2005	Durapack	Landscape Services	Facilities Management	G-36123	21,636	10,032		
W	Mini Van	2006	Freestar	Campus Mail Services	Other	G-36510	62,794	0		
W	Cargo Van	2006	E350	F M - Custodial Service	Other	G-35565	104,897	326		
W	Other	2006	3DC	F M - Service Station	Other	G-36757	17,053	343		
W	Pick-Up	2006	C1500	Office of Laboratory Services	Cargo	G-36396	26,935	1,442		
P	Mini Van	2007	Caravan	Landscape Services	Passenger	G-44059	50,436	4,466		
W	Mini Van	2007	Caravan	Distance Learning	Other	G-41458	134,112	1,261		
W	Mini Van	2007	Caravan	F M - Administration	Other	G-41460	231,889	5,117		
P	SUV	2007	Durango	Enrollment Services	Academic Recruitment	G-44508	128,615	3,435		
W	Pick-Up	2007	Ranger	Landscape Services	Facilities Management	G-41327	55,640	6,218		
W	Pick-Up	2007	Ranger	Landscape Services	Facilities Management	G-41328	101,245	3,205		
W	Pick-Up	2008	Ranger	Telecommunications	Facilities Management	G-47691	35,987	1,407		
W	Pick-Up	2008	Ranger	Telecommunications	Facilities Management	G-47692	31,811	1,855		

Vehicle Type: (P)assenger/(W)ork

**VEHICLE INVENTORY  
AS OF JUNE 30, 2023**

University of Mississippi (267-00)

Name of Agency

Vehicle Type	Vehicle Description	Model Year	Model	Person(s) Assigned To	Purpose/Use	Tag Number	Mileage on 6-30-2023	Average Miles per Year	Replacement Proposed	
									FY2024	FY2025
P	Sedan	2009	Sentra	F M - Administration	Passenger	G-49324	158,052	1,593		
W	Pick-Up	2009	Ram 2500	Telecommunications	Facilities Management	G-48598	24,450	1,751		
P	Mini Van	2010	Grand Caravan	MS Judicial College	Passenger	G-54375	76,009	5,691		
W	Mini Van	2010	Grand Caravan	Telecommunications	Facilities Management	G-54576	37,724	1,769		
W	Pick-Up	2010	F-150	University Police Department	Law Enforcement	G-83234	128,807	8,418		
W	Pick-Up	2010	Ranger	F M - Custodial Service	Facilities Management	G-53528	84,435	5,476		
W	Pick-Up	2010	Ranger	F M - Custodial Service	Facilities Management	G-53529	73,364	3,450		
W	Pick-Up	2010	Ranger	F M - Gen Maint Area B	Facilities Management	G-53527	71,279	2,069		
W	Pick-Up	2010	Ranger	F M - Night Maintenance	Facilities Management	G-53530	62,875	3,523		
W	Other	2010	4300M7	Landscape Services	Facilities Management	G-52254	16,038	414		
P	12-Passenger Van	2011	Express Van	Athletics - Vehicles	Athletics	G-55384	68,740	1,053		
P	12-Passenger Van	2011	Express Van	Athletics - Vehicles	Athletics	G-55383	73,245	2,099		
P	Mini Van	2011	Grand Caravan	MS Judicial College	Passenger	G-57946	59,885	0		
P	Pick-Up	2011	Silverado	Telecommunications	Passenger	G-57655	46,292	4,134		
W	Pick-Up	2011	Ranger	Telecommunications	Facilities Management	G-55398	14,426	564		
W	Pick-Up	2011	F 150	Biology	Research	G-58298	124,357	7,632		
W	Pick-Up	2011	Ranger	F M - Boiler Shop	Facilities Management	G-55385	52,305	5,418		
W	Pick-Up	2011	Ranger	F M - HVAC Shop	Facilities Management	G-55386	69,382	6,626		
W	Miscellaneous Truck	2011	TC65	F M - PowerLine Shop	Facilities Management	G-55387	23,513	695		
W	Miscellaneous Truck	2011	C3500	F M - Trucking	Facilities Management	G-55913	64,495	3,825		
W	Pick-Up	2011	F 150	F M - Trucking	Facilities Management	G-56258	50,631	4,295		
W	Miscellaneous Truck	2011	MRU	Landscape Services	Facilities Management	G-56486	77,183	3,927		
P	12-Passenger Van	2012	Express Van	Athletics - Vehicles	Athletics	G-59187	69,299	8,366		
P	Mini Van	2012	Grand Caravan	Enrollment Services	Passenger	G-59167	149,320	9,371		
W	Mini Van	2012	Grand Caravan	Telecommunications	Facilities Management	G-60736	15,351	1,840		
W	Cargo Van	2012	E 250	Receiving	Cargo	G-58541	23,827	2,975		
W	Pick-Up	2012	F 150	F M - Carpenter Shop	Facilities Management	G-60161	49,592	4,349		
W	Pick-Up	2012	Colorado	F M - Night Maintenance	Facilities Management	G-60447	69,514	6,483		

Vehicle Type: (P)assenger/(W)ork

**VEHICLE INVENTORY  
AS OF JUNE 30, 2023**

University of Mississippi (267-00)

Name of Agency

Vehicle Type	Vehicle Description	Model Year	Model	Person(s) Assigned To	Purpose/Use	Tag Number	Mileage on 6-30-2023	Average Miles per Year	Replacement Proposed	
									FY2024	FY2025
W	Miscellaneous Truck	2012	Dump Truck	F M - Plumbing	Facilities Management	G-59188	8,034	601		
W	Pick-Up	2012	F 350	F M - Trucking	Facilities Management	G-58780	46,520	3,607		
P	Mini Van	2013	Express Van	Athletics - Vehicles	Passenger	G-63437	60,350	10,459		
P	Mini Van	2013	Express Van	Athletics - Vehicles	Passenger	G-63436	75,450	12,000		
P	Mini Van	2013	Grand Caravan	Enrollment Services	Passenger	G-61832	159,484	11,132		
W	SUV	2013	Explorer	University Police Department	Law Enforcement	G-63862	56,347	3,805		
W	Pick-Up	2013	F 150	F M - Gen Maint Area C	Facilities Management	G-63353	32,541	4,187		
W	Pick-Up	2013	F 150	F M - Plumbing	Facilities Management	G-63354	40,496	3,979		
P	Mini Van	2014	Grand Caravan	Biology	Passenger	G-67504	87,919	23,583		
P	Mini Van	2014	Grand Caravan	Enrollment Services	Passenger	G-65430	120,835	11,905		
P	Mini Van	2014	Grand Caravan	Enrollment Services	Passenger	G-65431	150,625	15,293		
P	Mini Van	2014	Grand Caravan	F M - Custodial Service	Passenger	G-65988	34,488	3,581		
P	SUV	2014	Explorer	University & Public Events	Passenger	G-64411	34,885	683		
W	Pick-Up	2014	F 150	F M - Custodial Service	Facilities Management	G-66764	36,157	4,551		
P	Cargo Van	2015	Express Van	Athletics - Vehicles	Passenger	G-68317	54,942	12,218		
P	Cargo Van	2015	Express Van	Athletics - Vehicles	Passenger	G-68513	52,519	15,301		
P	Mini Van	2015	Transit Van	Parking & Transportation	Passenger	G-71198	42,545	1,596		
P	Mini Van	2015	Grand Caravan	Telecommunications	Passenger	G-68435	29,356	2,885		
P	Sedan	2015	Spark	University & Public Events	Passenger	G-69288	9,624	205		
W	Mini Van	2015	Express Van	University & Public Events	Facilities Management	G-70980	16,820	650		
W	Sedan	2015	Police I	University Police Department	Law Enforcement	G-69813	106,020	16,213		
W	SUV	2015	Interceptor	University Police Department	Law Enforcement	G-67751	68,595	14,806		
W	Pick-Up	2015	F250	N C P A	Research	G-69126	79,924	4,522		
W	Mini Van	2015	SV 200 Van	Campus Mail Services	Facilities Management	G-72808	36,221	6,221		
W	Mini Van	2015	Express Van	Contractual Services	Facilities Management	G-69219	30,292	3,919		
W	Mini Van	2015	SV 200 Van	Information Technology	Facilities Management	G-72549	5,121	709		
W	Pick-Up	2015	F150	Parking & Transportation	Facilities Management	G-70881	15,773	3,087		
W	SUV	2015	Escape	Parking & Transportation	Facilities Management	G-69406	29,611	2,631		

Vehicle Type: (P)assenger/(W)ork



**VEHICLE INVENTORY  
AS OF JUNE 30, 2023**

University of Mississippi (267-00)

Name of Agency

Vehicle Type	Vehicle Description	Model Year	Model	Person(s) Assigned To	Purpose/Use	Tag Number	Mileage on 6-30-2023	Average Miles per Year	Replacement Proposed	
									FY2024	FY2025
P	SUV	2016	Explorer	Athletics - Vehicles	Passenger	G-71358	107,661	30,987		
P	SUV	2016	Explorer	Athletics - Vehicles	Passenger	G-71359	110,382	38,292		
P	Mini Van	2016	Transit Van	Biology	Passenger	G-73776	11,526	712		
P	Mini Van	2016	Transit Van	Biology	Passenger	G-73777	7,048	1,494		
P	Sedan	2016	Fusion	Enrollment Services	Passenger	G-71440	103,031	10,704		
P	Sedan	2016	Impala	Jackson Clinical Pharmacy	Passenger	G-73376	96,588	13,965		
P	Mini Van	2016	Transit Van	Parking & Transportation	Passenger	G-73701	19,496	1,659		
W	SUV	2016	Interceptor	University Police Department	Law Enforcement	G-72469	78,059	1,870		
W	Pick-Up	2016	F150	F M - Electric Shop	Facilities Management	G-72308	37,399	3,278		
W	Pick-Up	2016	F150	F M - Fire Services	Facilities Management	G-73490	14,009	1,243		
W	Pick-Up	2016	F150	F M - Preventative Maintenance	Facilities Management	G-73495	47,406	7,894		
W	Pick-Up	2016	F250	Landscape Services	Facilities Management	G-71392	25,566	3,948		
W	Pick-Up	2016	F250	Landscape Services	Facilities Management	G-71393	25,359	3,473		
P	Mini Van	2017	Express Van	Athletics - Vehicles	Passenger	G-78613	42,717	15,550		
P	SUV	2017	Traverse	Campus Recreation	Passenger	G-75828	55,850	3,753		
P	SUV	2017	Traverse	Campus Recreation	Passenger	G-75827	54,975	6,218		
P	Mini Van	2017	Grand Caravan	Jackson Clinical Pharmacy	Passenger	G-76586	59,431	11,594		
P	SUV	2017	Escape	Jackson Clinical Pharmacy	Passenger	G-75055	85,902	13,898		
P	Mini Van	2017	Grand Caravan	Student Housing	Passenger	G-78507	32,521	4,953		
P	SUV	2017	Explorer	Telecommunications	Passenger	G-77502	19,444	4,373		
W	Pick-Up	2017	F350	Athletics - Grounds	Facilities Management	G-75740	13,230	3,509		
W	SUV	2017	Interceptor	University Police Department	Law Enforcement	G-75194	79,180	12,224		
W	Pick-Up	2017	F150	F M - Carpenter Shop	Facilities Management	G-75613	37,412	6,128		
W	Pick-Up	2017	F-150	F M - Custodial Service	Facilities Management	G-76953	25,346	5,512		
W	Pick-Up	2017	F250	F M - HVAC Shop	Facilities Management	G-75897	27,016	4,749		
W	Pick-Up	2017	F150	F M - Night Maintenance	Facilities Management	G-75614	39,839	5,048		
W	Pick-Up	2017	F-150	F M - Paint Shop	Facilities Management	G-76952	19,342	3,996		
W	Mini Van	2017	SV 200 Van	Information Technology	Facilities Management	G-75616	10,466	1,628		

Vehicle Type: (P)assenger/(W)ork

**VEHICLE INVENTORY  
AS OF JUNE 30, 2023**

University of Mississippi (267-00)

Name of Agency

Vehicle Type	Vehicle Description	Model Year	Model	Person(s) Assigned To	Purpose/Use	Tag Number	Mileage on 6-30-2023	Average Miles per Year	Replacement Proposed	
									FY2024	FY2025
W	Pick-Up	2017	F350	Landscape Services	Facilities Management	G-75617	16,426	3,213		
W	Pick-Up	2017	F-550SD	Landscape Services	Facilities Management	G-79575	17,537	3,468		
W	Mini Van	2017	SV 200 Van	Library	Facilities Management	G-75805	5,953	506		
W	Miscellaneous Truck	2017	M2106	Receiving	Facilities Management	G-73987	5,711	737		
P	SUV	2018	Pathfinder	Contractual Services	Passenger	G-78798	8,209	3,574		
P	SUV	2018	Pathfinder	Office of Global Engagement	Passenger	G-79304	12,105	3,394		
P	SUV	2018	Rouge	Parking & Transportation	Passenger	G-80874	47,358	13,062		
W	Pick-Up	2018	F-150	Student Housing	Facilities Management	G-79172	11,998	3,628		
W	Pick-Up	2018	Frontier	Student Housing	Facilities Management	G-81831	18,197	4,623		
W	Pick-Up	2018	Frontier	University Police Department	Facilities Management	G-81633	23,073	2,507		
W	SUV	2018	Explorer	University Police Department	Law Enforcement	G-80106	79,610	12,447		
W	Mini Van	2018	Grand Caravan	F M - Administration	Facilities Management	G-79792	18,903	4,318		
W	Mini Van	2018	Grand Caravan	F M - Administration	Facilities Management	G-79791	13,730	2,019		
W	SUV	2018	Rouge	F M - Administration	Facilities Management	G-80104	12,634	2,154		
W	Pick-Up	2018	Frontier	F M - Boiler Shop	Facilities Management	G-80415	29,253	6,185		
W	Pick-Up	2018	Frontier	F M - Electric Shop	Facilities Management	G-80416	23,912	4,544		
W	Pick-Up	2018	Frontier	F M - Gen Maint Area A	Facilities Management	G-80414	123,737	104,451		
P	SUV	2019	Pathfinder	Biology	Passenger	G-84045	10,710	3,365		
P	Mini Van	2019	Grand Caravan	F M - Custodial Services	Passenger	G-84929	30,856	9,056		
P	Mini Van	2019	Grand Caravan	F M - Wastewater Treatment	Passenger	G-84930	20,055	5,602		
W	Pick-Up	2019	Ram 1500	Athletics - Facility/Events Mgmnt	Facilities Management	G-82681	11,615	1,012		
W	Pick-Up	2019	F-250	Athletics - Facility/Events Mgmnt	Facilities Management	G-83388	15,063	7,146		
W	Pick-Up	2019	F-250	Athletics - Grounds	Facilities Management	G-83387	12,086	6,104		
W	SUV	2019	Durango	University Police Department	Law Enforcement	G-84795	39,822	10,867		
W	Mini Van	2019	Grand Caravan	F M - Custodial Service	Facilities Management	G-82906	15,263	3,136		
W	Pick-Up	2019	Ram 1500	F M - Gen Maint Area C	Facilities Management	G-83465	15,124	4,584		
W	Pick-Up	2019	Ram 1500	F M - Night Maintenance	Facilities Management	G-83473	30,106	6,652		

Vehicle Type: (P)assenger/(W)ork

**VEHICLE INVENTORY  
AS OF JUNE 30, 2023**

University of Mississippi (267-00)

Name of Agency

Vehicle Type	Vehicle Description	Model Year	Model	Person(s) Assigned To	Purpose/Use	Tag Number	Mileage on 6-30-2023	Average Miles per Year	Replacement Proposed	
									FY2024	FY2025
W	Pick-Up	2019	Frontier	F M - Paint Shop	Facilities Management	G-83390	13,726	3,871		
W	Pick-Up	2019	Ram 1500	F M - Paint Shop	Facilities Management	G-83474	10,833	2,115		
W	Pick-Up	2019	Frontier	F M - Preventative Maintenance	Facilities Management	G-83391	41,262	9,877		
W	Other	2019	ACX64 Refuse	Landscape Services	Facilities Management	G-85619	12,885	563		
W	Pick-Up	2019	F-250	Landscape Services	Facilities Management	G-83476	9,300	1,263		
W	SUV	2019	Kicks	Parking & Transportation	Facilities Management	G-83475	29,872	10,209		
W	SUV	2019	Kicks	Parking & Transportation	Facilities Management	G-83477	33,712	8,853		
W	SUV	2020	Durango	University Police Department	Law Enforcement	G-85493	11,033	6,622		
W	Pick-Up	2020	Frontier	F M - Administration	Facilities Management	G-88549	10,096	3,981		
W	Pick-Up	2020	Frontier	F M - Lock Shop	Facilities Management	G-87748	15,162	4,140		
W	Pick-Up	2020	Frontier	F M - South Oxford Center	Facilities Management	G-87747	3,877	1,280		
W	Pick-Up	2020	Frontier	F M - Technical Services	Facilities Management	G-88548	9,671	4,783		
W	Pick-Up	2021	Ram 2500	Landscape Services	Facilities Management	G-89465	5,809	2,512		
W	Pick-Up	2021	Ram 1500	Office of Sustainability	Facilities Management	G-87197	2,790	1,431		
W	SUV	2022	Durango	University Police Department	Law Enforcement	G-96149	11,262	11,057		
W	SUV	2022	Durango	University Police Department	Law Enforcement	G-96150	7,969	7,760		
W	Pick-Up	2022	F-350	F M - Custodial Services	Facilities Management	G-90698	12,024	7,417		
P	SUV	2023	Tahoe	Chancellor's Office	Passenger	G-96134	3,004	2,835		
P	Mini Van	2023	Pacifica Van	Facilities Planning	Passenger	G-95465	703	593		
P	Mini Van	2023	Pacifica Van	Facilities Planning	Passenger	G-95771	355	241		
P	Mini Van	2023	Pacifica Van	Parking & Transportation	Passenger	G-95723	1,685	1,554		
W	Pick-Up	2023	F-650	Landscape Services	Facilities Management	G-95367	722	692		

**VEHICLE POOL MEMBER LIST  
2025 BUDGET REQUEST**

University of Mississippi (267-00)

---

Name of Agency

**PRIORITY OF DECISION UNITS  
FISCAL YEAR 2025**

University of Mississippi (267-00)

Name of Agency

<b>Program</b>	<b>Decision Unit</b>	<b>Object</b>	<b>Amount</b>
----------------	----------------------	---------------	---------------

**CAPITAL LEASES**

University of Mississippi (267-00)

Name of Agency

VENDOR/ ITEM LEASED	Original Date of Lease	Original No. of Months of Lease	No. of Months Remaining on 6-30-23	Last Payment Date	Interest Rate	Amount of Each Payment			Total of Payments To Be Made														
						Actual FY 2023			Estimated FY 2024			Requested FY 2025											
						Principal	Interest	Total	Principal	Interest	Total	Principal	Interest	Total									

**Summary of 3% General Fund Program Reduction to FY 2024 Appropriated Funding by Major Object**

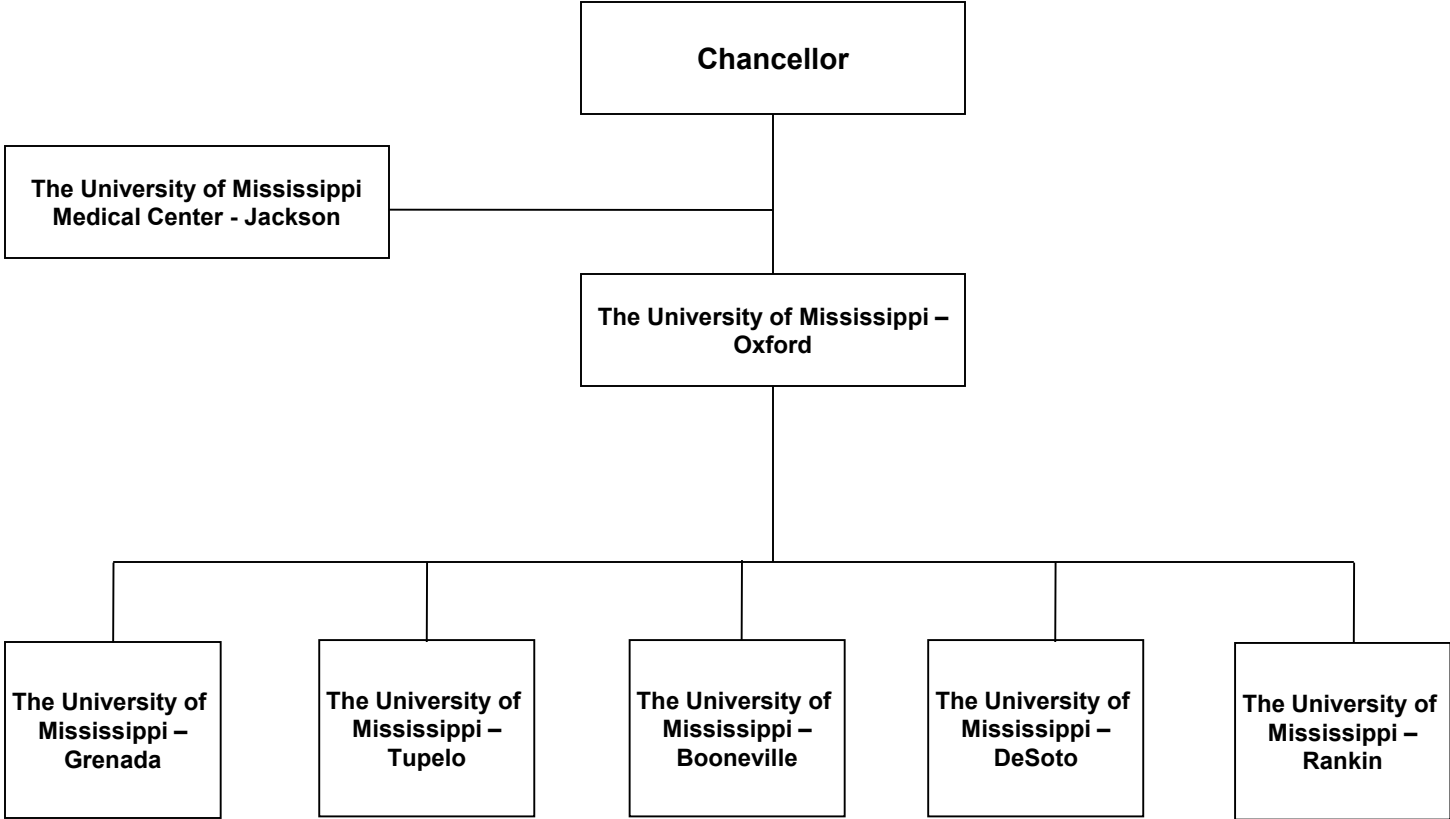
University of Mississippi (267-00)

---

Name of Agency

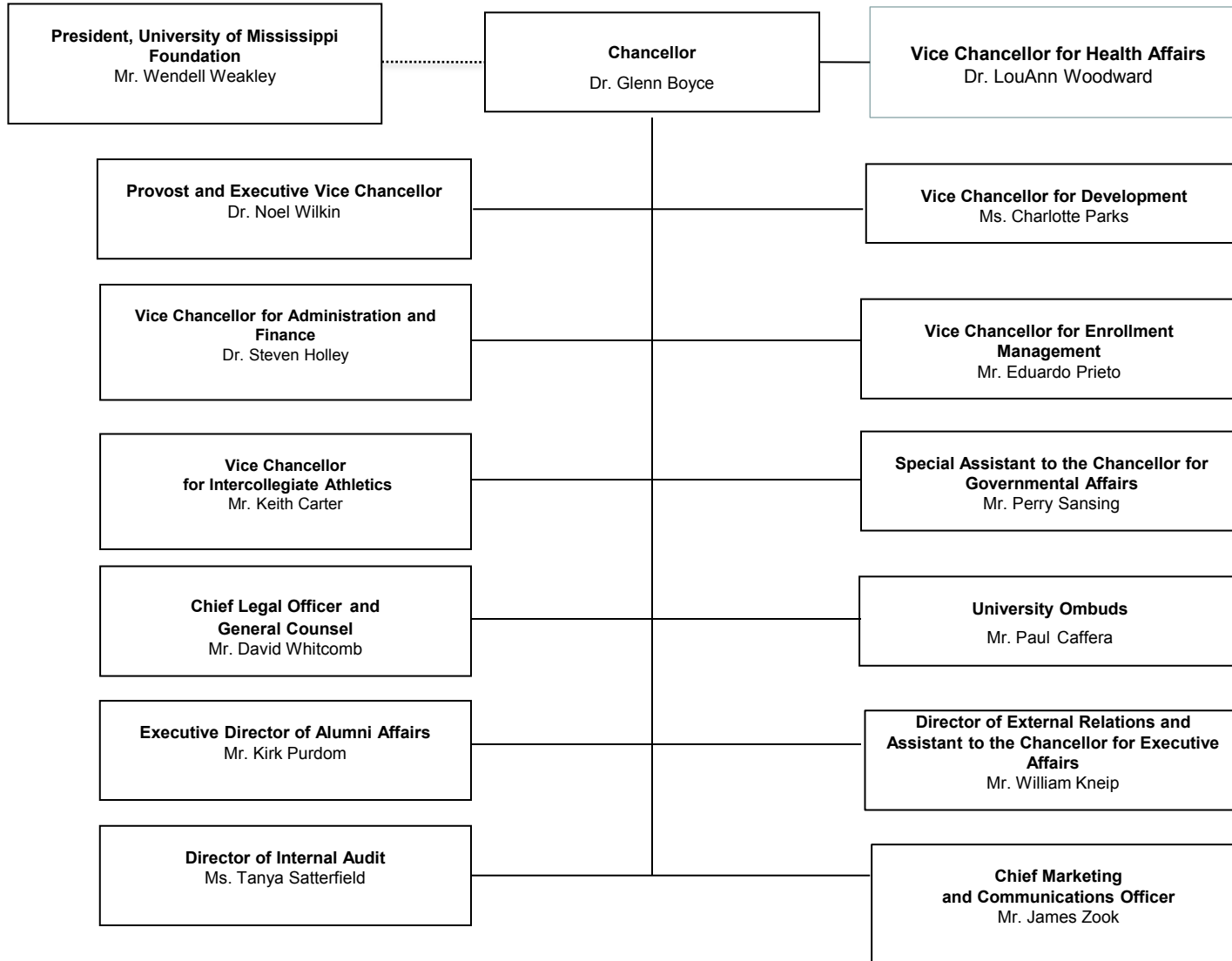
<b>Major Object</b>	<b>FY2024 General Fund Reduction</b>	<b>EFFECT ON FY2024 STATE SUPPORT SPECIAL FUNDS</b>	<b>EFFECT ON FY2024 FEDERAL FUNDS</b>	<b>EFFECT ON FY2024 OTHER SPECIAL FUNDS</b>	<b>TOTAL 3% REDUCTIONS</b>
<b>SALARIES, WAGES, FRINGE</b>					
<b>TRAVEL</b>	(383,676)				(383,676)
<b>CONTRACTUAL</b>	(941,743)				(941,743)
<b>COMMODITIES</b>	(581,092)				(581,092)
<b>OTHER THAN EQUIPMENT</b>					
<b>EQUIPMENT</b>	(455,446)				(455,446)
<b>VEHICLES</b>					
<b>WIRELESS COMM. DEVS.</b>					
<b>SUBSIDIES, LOANS, ETC</b>					
<b>TOTALS</b>	<b>(2,361,957)</b>				<b>(2,361,957)</b>

# The University of Mississippi Composite Organization Chart All Campuses

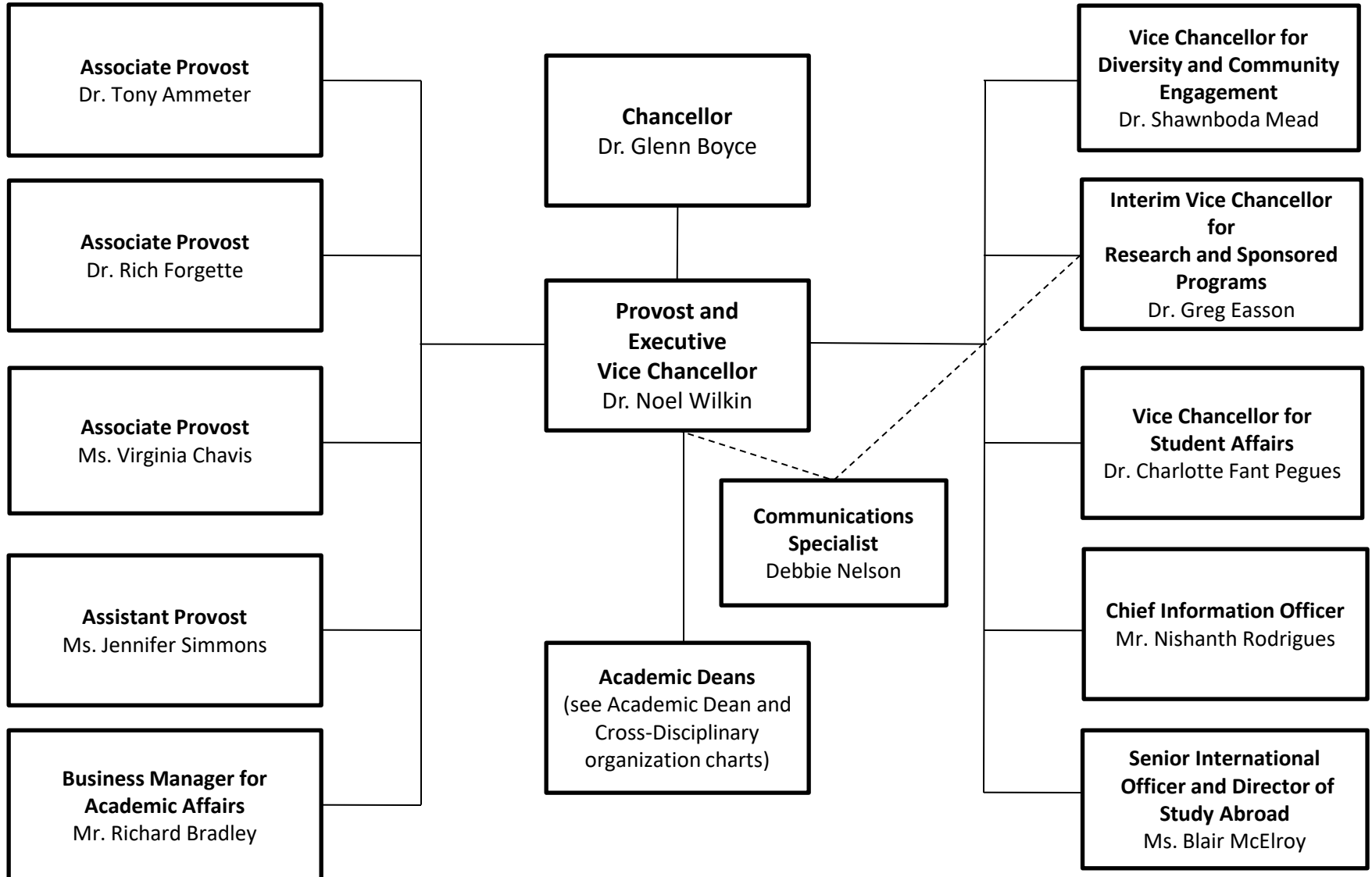




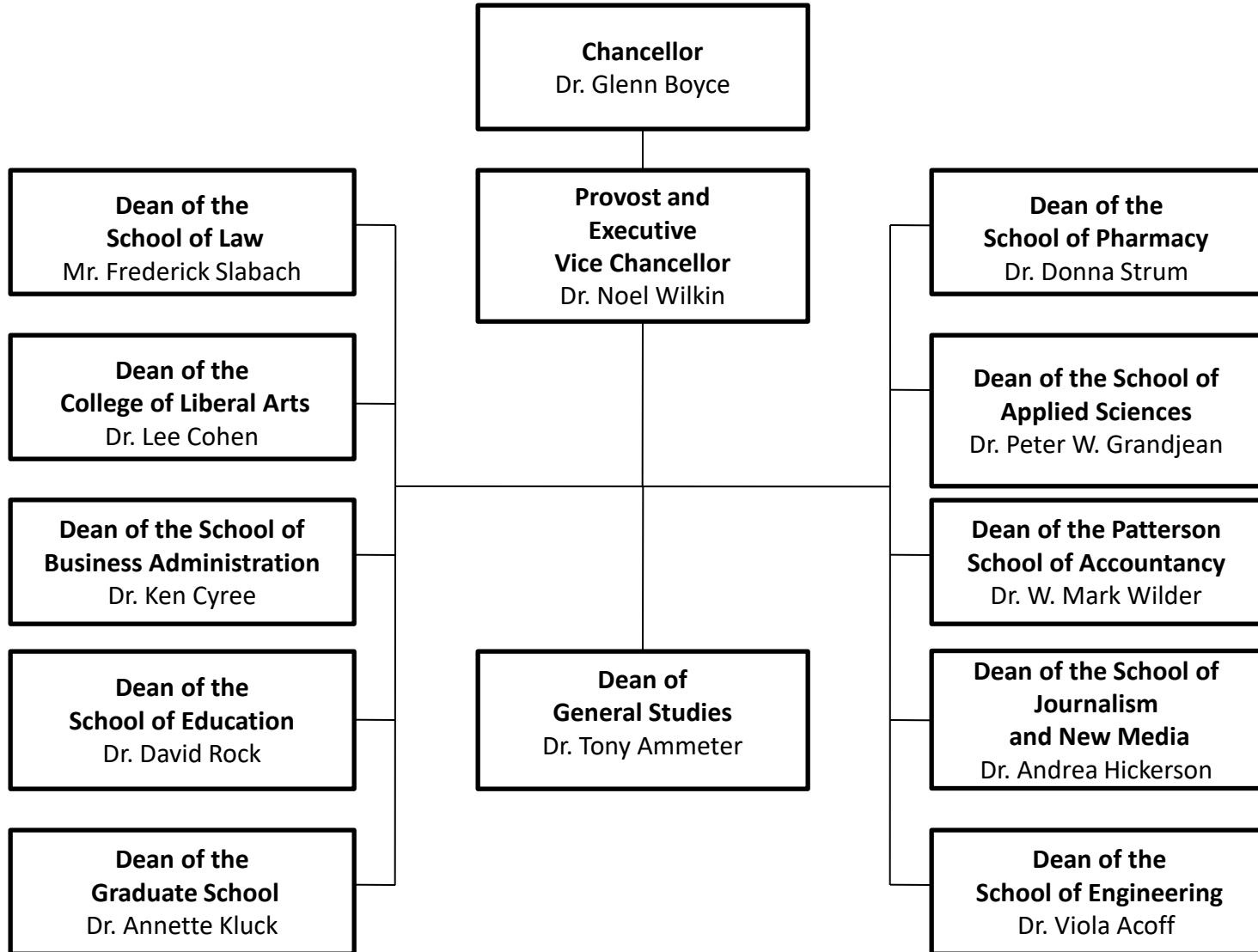
# The University of Mississippi Organization Chart for the Oxford Campus Chancellor's Division



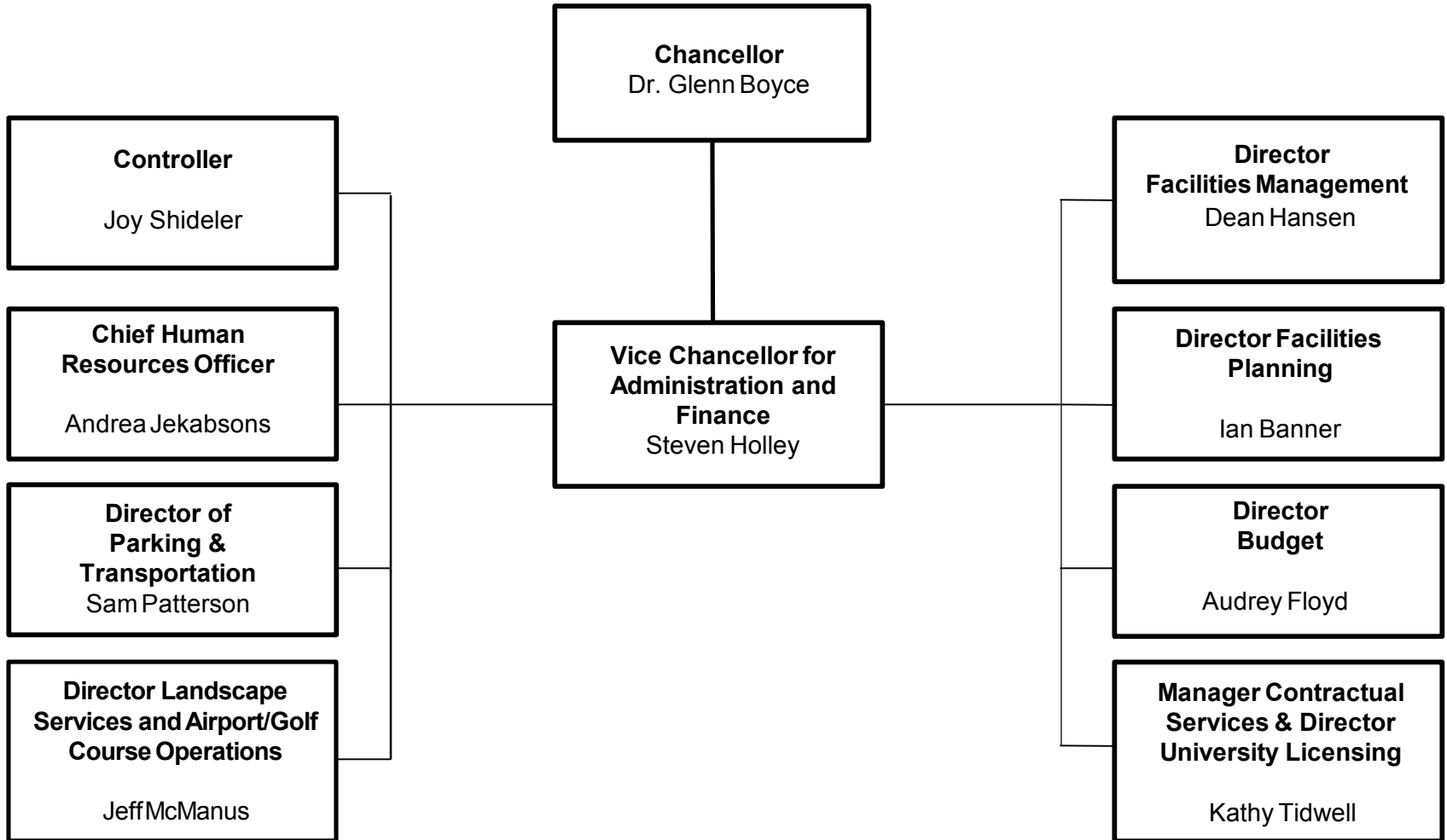
# The University of Mississippi Organization Chart for the Oxford Campus Division of Academic Affairs



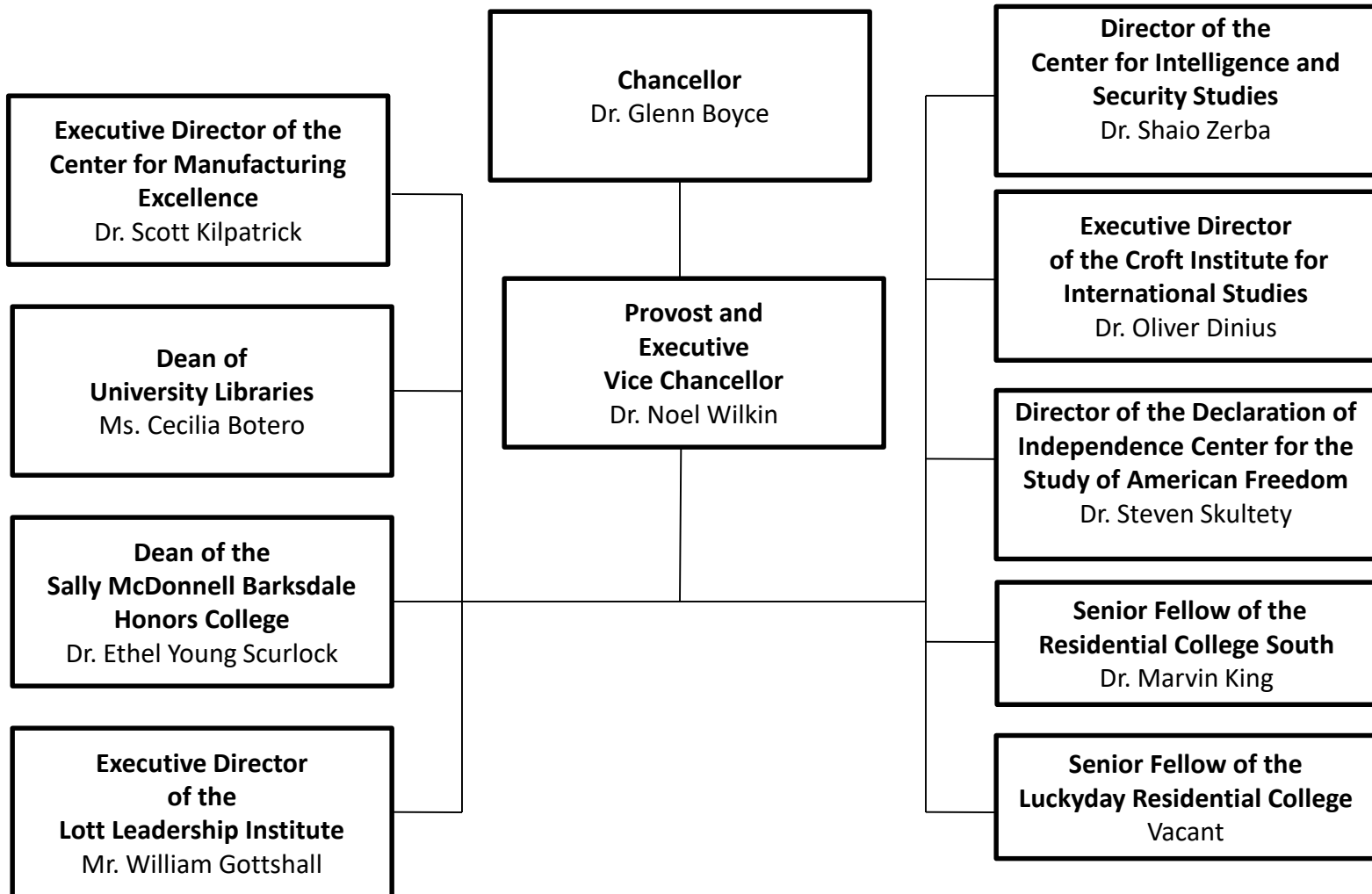
# The University of Mississippi Organization Chart for the Oxford Campus Academic Deans



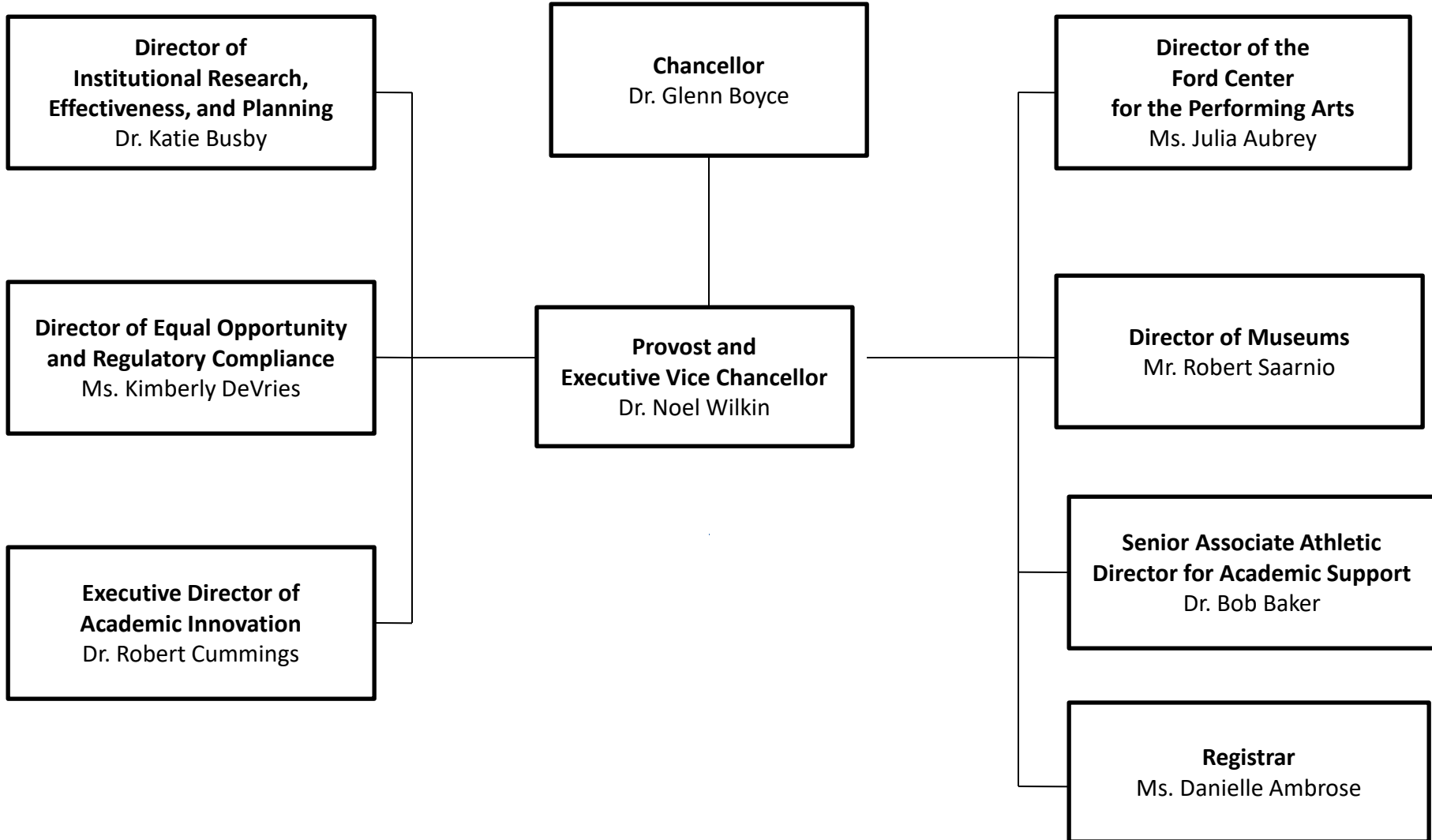
The University of Mississippi  
Organization Chart for the Oxford Campus  
Division of Administration and Finance



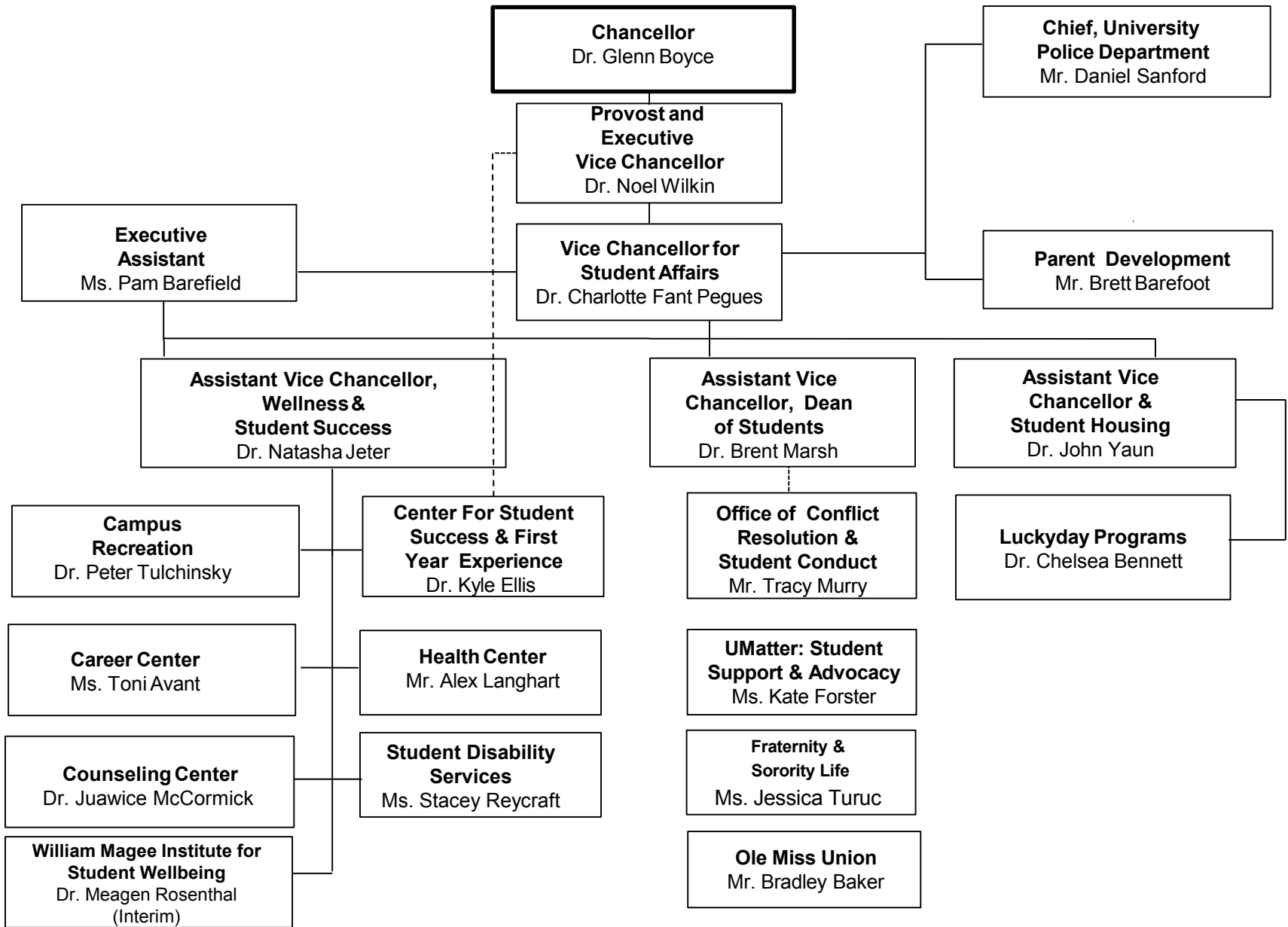
# The University of Mississippi Organization Chart for the Oxford Campus Cross-Disciplinary Appointments



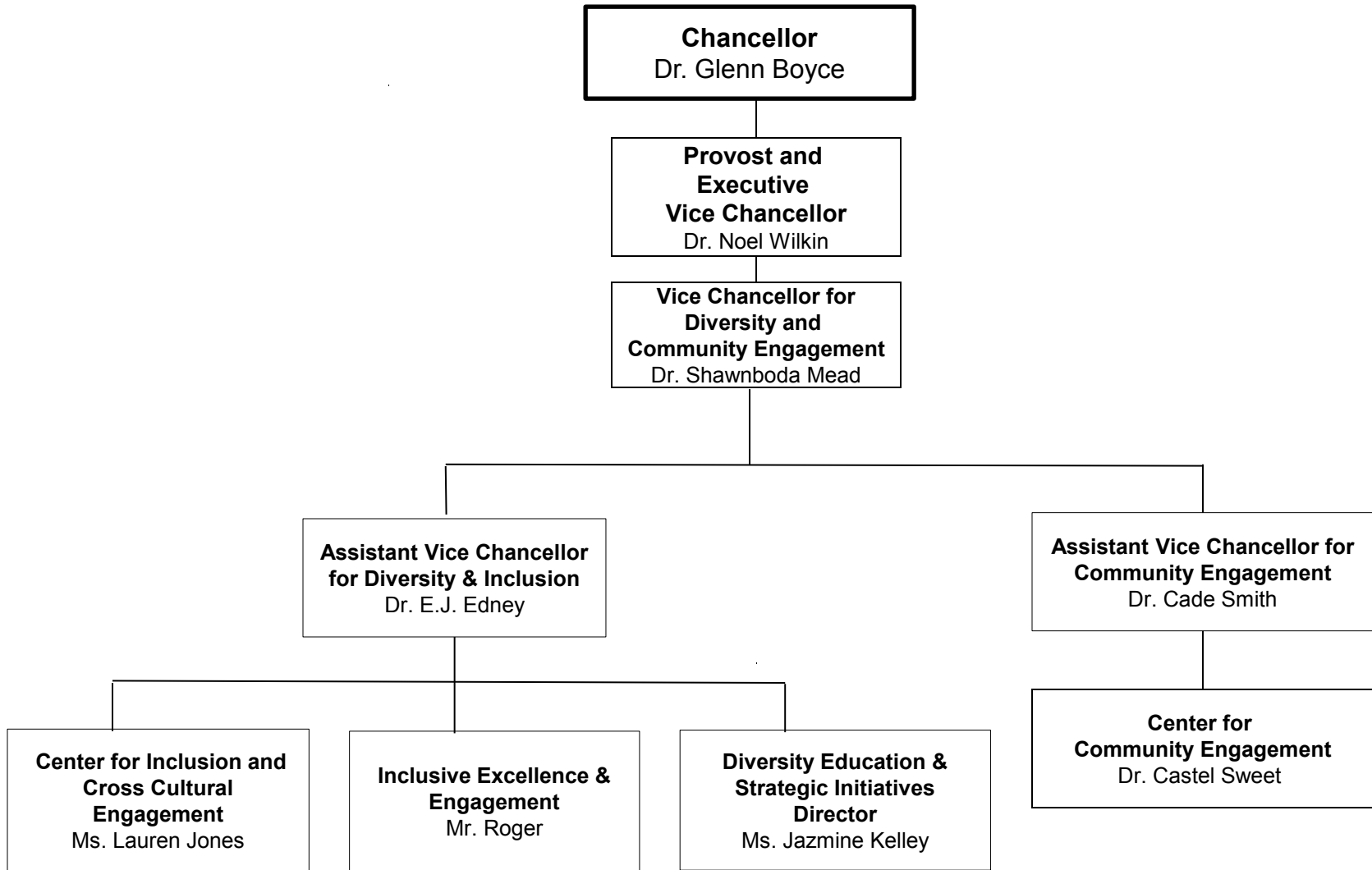
# The University of Mississippi Organization Chart for the Oxford Campus Directors



**The University of Mississippi Organization Chart for the  
Oxford Campus Division of Student Affairs**



**The University of Mississippi  
Organization Chart for the Oxford Campus  
Division of Diversity and Community Engagement**





**The University of Mississippi  
Organization Chart for the Oxford Campus  
Division of Diversity and Community Engagement**

**Chancellor**  
Dr. Glenn Boyce

**Provost and  
Executive  
Vice Chancellor**  
Dr. Noel Wilkin

**Vice Chancellor for  
Diversity and  
Community Engagement**  
Dr. Shawnboda Mead

**Assistant Vice Chancellor  
for Diversity**  
Dr. E.J. Edney

**Assistant Vice Chancellor for  
Community Engagement**  
Dr. Cade Smith

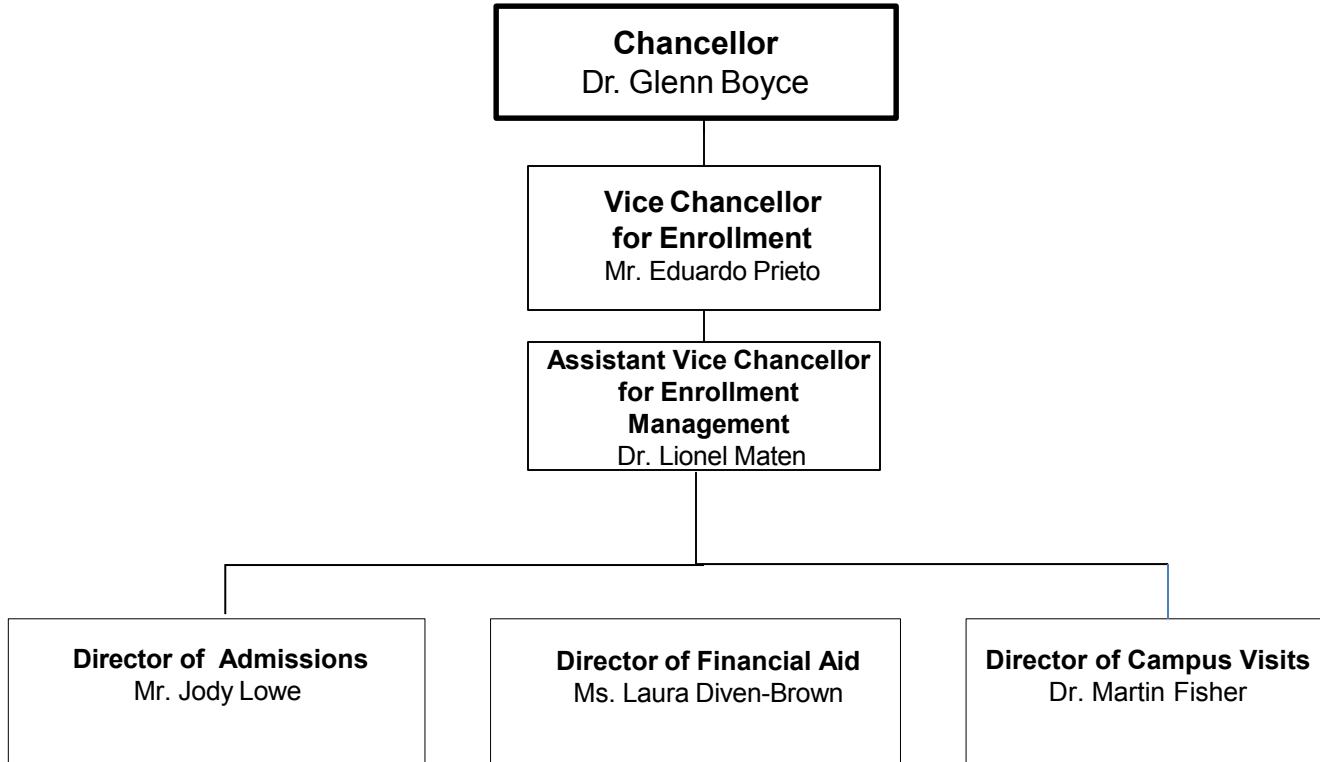
**Center for Inclusion and  
Cross Cultural  
Engagement**  
Ms. Lauren Jones

**Inclusive Excellence &  
Engagement**  
Mr. Roger Davis

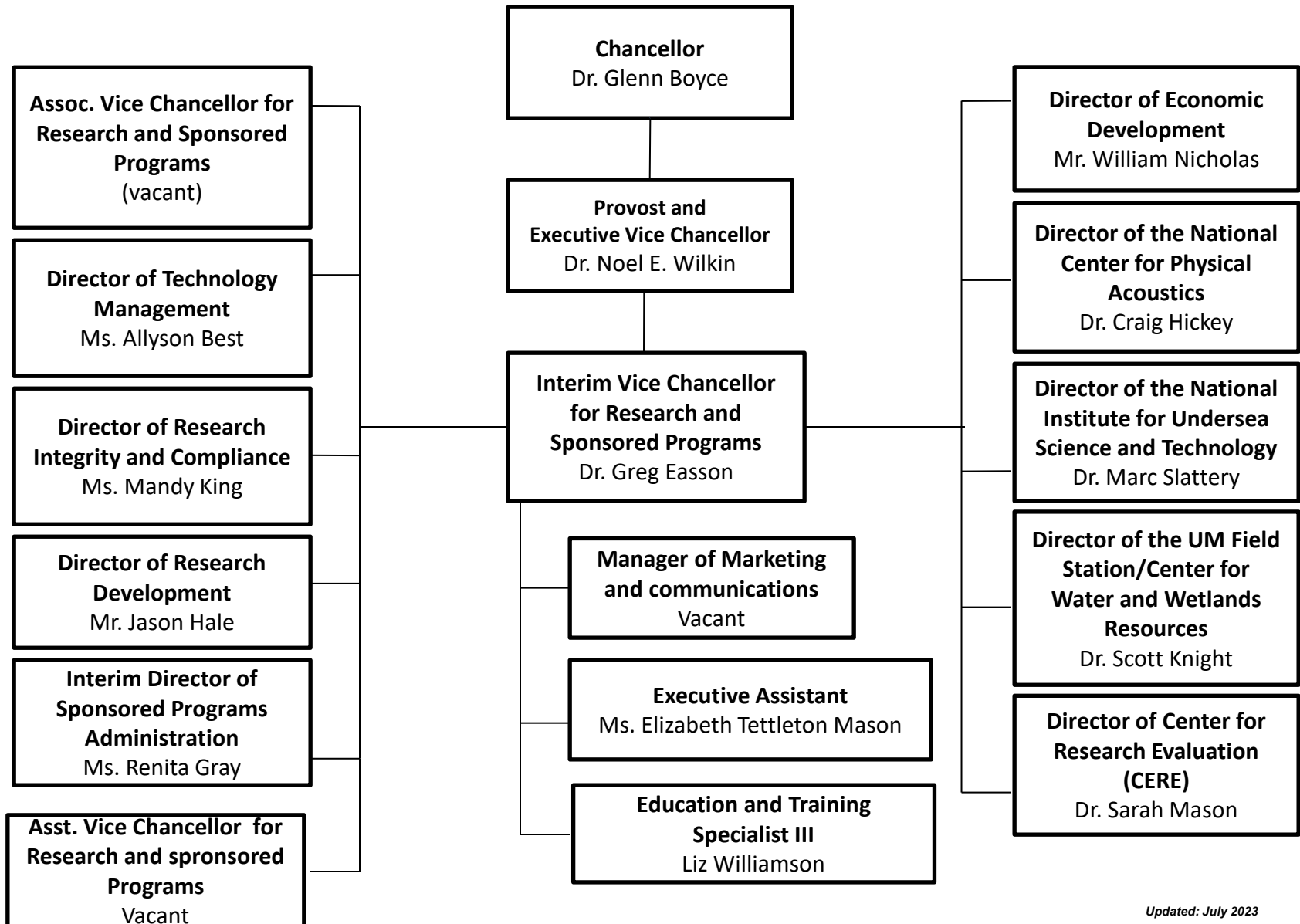
**Diversity Education &  
Strategic Initiatives**  
Ms. Jazmine Kelley

**Center for  
Community Engagement**  
Dr. Castel Sweet

**The University of Mississippi  
Organization Chart for the Oxford Campus  
Division of Enrollment Management**



**The University of Mississippi  
Organization Chart for the Oxford Campus  
Research and Sponsored Programs**



BOARD OF TRUSTEES OF STATE  
INSTITUTIONS OF HIGHER LEARNING  
STATE OF MISSISSIPPI

Schedule A  
Salaries and Wages

Agency: University of Mississippi (267-00)

	Actual Expenses FY Ending June 30, 2023		Estimated Expenses FY Ending June 30, 2024		Required for FY Ending June 30, 2025	
	FTE	Dollars	FTE	Dollars	FTE	Dollars
<b>CURRENT POSITIONS:</b>						
1100 - Exec, Admin & Managerial	65.70	13,120,907	66.50	13,746,973	66.50	13,746,973
1200 - Faculty						
9 month	959.70	72,747,531	999.50	77,846,757	999.50	77,846,757
12 month	160.60	20,498,816	171.80	21,923,801	171.80	21,923,801
Other	-	-	-	-	-	-
Total Faculty	1,186.00	106,367,254	1,237.80	113,517,531	1,237.80	113,517,531
1300 - Professional Non-faculty	647.50	40,669,678	709.70	43,965,402	709.70	43,965,402
1400 - Clerical and Secretarial	282.80	10,341,745	291.75	10,897,326	291.75	10,897,326
1500 - Technical & Paraprofessional	62.00	2,846,926	64.25	2,997,721	64.25	2,997,721
1600 - Skilled Crafts	107.60	4,940,887	114.00	5,253,644	114.00	5,253,644
1700 - Services/Maintenance	253.60	8,766,641	265.70	9,393,750	265.70	9,393,750
1800 - Students	391.50	7,852,015	401.80	8,082,811	401.80	8,082,811
TOTAL	2,931.00	181,785,146	3,085.00	194,108,185	3,085.00	194,108,185
<b>NEW POSITIONS REQUIRED FOR FY 2025:</b>						
1100 - Exec, Admin & Managerial					FTE	Dollars
1200 - Faculty						
9 month					-	-
12 month					-	-
Other					-	-
1300 - Professional Non-faculty					-	-
1400 - Clerical and Secretarial					-	-
1500 - Technical & Paraprofessional					-	-
1600 - Skilled Crafts					-	-
1700 - Services/Maintenance					-	-
1800 - Students					-	-
TOTAL					-	-
<b>PROMOTIONS, REALIGNMENTS, RECLASSIFICATIONS FOR FY 2025:</b>						
1100 - Exec, Admin & Managerial						Dollars
1200 - Faculty						
9 month						-
12 month						-
Other						-
1300 - Professional Non-faculty						-
1400 - Clerical and Secretarial						-
1500 - Technical & Paraprofessional						-
1600 - Skilled Crafts						-
1700 - Services/Maintenance						-
1800 - Students						-
TOTAL						-
<b>GRAND TOTAL Salaries and Wages</b>	<b>2,931.00</b>	<b>181,785,146</b>	<b>3,085.00</b>	<b>194,108,185</b>	<b>3,085.00</b>	<b>194,108,185</b>

BOARD OF TRUSTEES OF STATE  
INSTITUTIONS OF HIGHER LEARNING  
STATE OF MISSISSIPPI

Schedule A-1  
Fringe Benefits

Agency: University of Mississippi (267-00)

	Actual Expenses FY Ending June 30, 2023	Estimated Expenses FY Ending June 30, 2024	Continuation Required for FY Ending June 30, 2025
<b>CURRENT POSITIONS:</b>			
3910 - Employees' Retirement Matching	40,524,020	42,837,892	42,837,892
3920 - FICA Matching	17,816,595	18,833,901	18,833,901
3930 - Workers' Compensation	652,111	664,726	664,726
3940 - Health Insurance Contribution	16,885,008	17,849,122	17,849,122
3950 - Group Life Insurance	186,317	221,575	221,575
3960 - Leave Accrual	3,260,553	3,446,727	3,446,727
3970 - Unemployment Tax	93,159	98,478	98,478
3980 - Remission of Fees	<u>4,425,036</u>	<u>4,677,700</u>	<u>4,677,700</u>
<b>TOTAL Fringe Benefits for Continuing Employees</b>	<b>83,842,799</b>	<b>88,630,121</b>	<b>88,630,121</b>
<b>ESTIMATED FRINGE BENEFITS REQUIRED FOR NEW POSITIONS FOR FY 2025:</b>			
3910 - Employees' Retirement Matching	[REDACTED]	[REDACTED]	-
3920 - FICA Matching	[REDACTED]	[REDACTED]	-
3930 - Workers' Compensation	[REDACTED]	[REDACTED]	-
3940 - Health Insurance Contribution	[REDACTED]	[REDACTED]	-
3950 - Group Life Insurance	[REDACTED]	[REDACTED]	-
3960 - Leave Accrual	[REDACTED]	[REDACTED]	-
3970 - Unemployment Tax	[REDACTED]	[REDACTED]	-
3980 - Remission of Fees	[REDACTED]	[REDACTED]	-
<b>TOTAL Fringe Benefits for New Positions</b>	[REDACTED]	[REDACTED]	<b>-</b>
<b>FRINGE BENEFITS FOR PROMOTIONS, REALIGNMENTS, RECLASSIFICATIONS FOR FY 2025:</b>			
3910 - Employees' Retirement Matching	[REDACTED]	[REDACTED]	-
3920 - FICA Matching	[REDACTED]	[REDACTED]	-
3930 - Workers' Compensation	[REDACTED]	[REDACTED]	-
3940 - Health Insurance Contribution	[REDACTED]	[REDACTED]	-
3950 - Group Life Insurance	[REDACTED]	[REDACTED]	-
3960 - Leave Accrual	[REDACTED]	[REDACTED]	-
3970 - Unemployment Tax	[REDACTED]	[REDACTED]	-
3980 - Remission of Fees	[REDACTED]	[REDACTED]	-
<b>TOTAL Fringe Benefits for Promotions, etc.</b>	[REDACTED]	[REDACTED]	<b>-</b>
<b>GRAND TOTAL Fringe Benefits</b>	<b>83,842,799</b>	<b>88,630,121</b>	<b>88,630,121</b>
<b>SUBTOTAL SALARIES, WAGES &amp; FRINGE BENEFITS</b>	<b>265,627,945</b>	<b>282,738,306</b>	<b>282,738,306</b>
<b>LESS VACANCY RATE</b>	<b>NA</b>	<b>(900,000)</b>	<b>(900,000)</b>
<b>TOTAL SALARIES, WAGES &amp; FRINGE BENEFITS</b>	<b><u>265,627,945</u></b>	<b><u>281,838,306</u></b>	<b><u>281,838,306</u></b>

Agency Revenue Source Report - FY2023 Data

As Required by HB 831, 2015 Legislative Session

And SB 2387, 2016 Legislative Session

Agency Name University of Mississippi On / Off-Campus

Budget Year 2023

<u>State Support Sources</u>	Amount Received
General Funds	77,275,723

State Support Special Funds:	Amount Received
Education Enhancement Funds	20,231,730
Health Care Expendable Funds	
Tobacco Control Funds	
Capital Expense Funds	4,063,186
Budget Contingency Funds	
Working Cash Stabilization Reserve Funds	
BP Settlement Fund	
Gulf Coast Restoration Fund	
Coronavirus State Fiscal Recovery Fund	
SSSF add'l 1	
SSSF add'l 2	
SSSF add'l 3	
SSSF add'l 4	

List all Federal Funds at its most specific level, such as an office or division, include name of grant, grantor, not the federal department.

<u>Federal Funds</u>	Amount Received	Action or results promised in order to receive funds
Federal Fund #1	See UM Financial Summary, Schedule I	(available October 1, 2023)
Federal Fund #2		
Description of any Maintenance of Effort agreements entered into with any federal agency or subdivision thereof		

<u>Special Funds</u>	Amount Received
Special Fund #1	
Special Fund #2	
Add Rows for Additional Special Funds	

<u>Revenue from Tax, Fine or Fee Assessed</u>	Amount Assessed	Purpose
Tax, Fine or Fee #1	N/A	
Copy Entire Section to Add New Item	See UM Financial Summary, Schedule I	(available October 1, 2023)
Authority to Collect	Board Policy # 702.03, Approval of Tuition, Fees, and other student charges	
Method of Determining Assessment	N/A	
Method of Collection	Board Policy # 702.03, Approval of Tuition, Fees, and other student charges	
Amt. & Purpose for which Expended		
Amount	See UM Financial Summary, Schedule I	(available October 1, 2023)
Amount Transferred to General Fund		
Authority for Transfer to General Fund		
Amount Transferred to Another Entity		
Authority for Transfer to Other Entity		
Name of Other Entity		
Fiscal Year-Ending Balance		